




# “A Charlie Brown Thanksgiving” Hyperdoc


Follow the steps and instructions below. If you do not have your headphones or earbuds, mute the volume on your iPad.

 <p>PEANUTS</p>	<h2>Engage</h2> <p>Watch the video “A Charlie Brown Thanksgiving” using earbuds or headphones. Click <a href="#">HERE</a> (Google Drive) or <a href="#">HERE</a> (Dropbox)</p>
--	--

	<h2>Explore</h2> <p>Watch these two videos to learn about the plot diagram used in all literature, including novels, short stories, and movies. The plot diagram of “Aladdin”: Click <a href="#">HERE</a> (Google Drive) or <a href="#">HERE</a> (Dropbox) The plot diagram of “Finding Nemo”: Click <a href="#">HERE</a> (Google Drive) or <a href="#">HERE</a> (Dropbox)</p>
---	--

	<h2>Explain</h2> <p>Work with a partner to match up the parts of the plot from the video “A Charlie Brown Thanksgiving”. Get the activity <a href="#">HERE</a>. Then, share your diagram with the class.</p>
---	--

	<h2>Apply</h2> <p>Using any iPad or Google app of your choice, and your favorite novel, short story, or movie:</p> <ol style="list-style-type: none"><li>1. Create a plot diagram to tell about <b>Exposition, Rising Action, Climax, Falling Action, and Resolution</b>.</li><li>2. Be able to explain your diagram to a younger child who does not know about plot structure.</li></ol>
---	---

	<h2>Share</h2> <p>Post your presentation to Jupiter Grades Humanities Assignment: “<b>Understanding Plot Structure</b>”</p>
---	---



## Reflect

Why do you think authors use this same diagram and structure for writing books and screenplays? How does Hollywood always seem to include an exciting "chase scene"?



## Extend

DOK 4: Create a Venn Diagram for a presentation or written essay comparing the plot structure of "A Charlie Brown Thanksgiving" with "A Charlie Brown Christmas".