



**FAIL LOG**  
**LENCANA KECEKAPAN**  
***SDG 10: REDUCED INEQUALITIES***



Nama: \_\_\_\_\_

No. Keahlian: \_\_\_\_\_

No. Kad Pengenalan: \_\_\_\_\_

Nama Pasukan: Pasukan Pandu Puteri Remaja \_\_\_\_\_,

Daerah \_\_\_\_\_,

Sek. \_\_\_\_\_,

(Cawangan) \_\_\_\_\_

## CONTENTS

BIL	ITEM		PAGE
1	Biodata		
2	Badge Requirements		
3	A.	Discuss the meaning of equality and inequality with a friend. Write down your opinions.	
4	B.	(i) Define discrimination.	
		(ii) Think of a person who has been discriminated or treated differently and reflect on your feelings and thoughts about the situation.	
5	C	Get to know yourself, your likes and dislikes, your strengths and weaknesses. Invite your friends to do the same and share your uniqueness with each other.	
6	D	Create a poster to show your feelings about discrimination.	
7	Reflection		
8	Remarks By Tester		
9	Validation By Tester		
10	Original Proficiency Badge		

## BIODATA

Tampilkan gambar  
berpakaian baju  
seragam Pandu Puteri  
Remaja/Renjer yang  
lengkap dan betul  
bersaiz passport. Bukan  
swafoto.

Nama:

Tarikh Lahir:

No. Kad Pengenalan:

Nama Pasukan:

No. Keahlian:

Tarikh Dilantik:

Jawatan:

Alamat Sekolah:

No. Telefon:

Alamat Emel:

Alamat Rumah:

Hobi:

Cita-Cita:

Sebab Menjadi Ahli Pandu Puteri:

### BADGE REQUIREMENTS

A.	Discuss the meaning of equality and inequality with a friend. Write down your opinions.	
B.	(i)	Define discrimination.
	(ii)	Think of a person who has been discriminated or treated differently and reflect on your feelings and thoughts about the situation.
C	Get to know yourself, your likes and dislikes, your strengths and weaknesses. Invite your friends to do the same and share your uniqueness with each other.	
D	Create a poster to show your feelings about discrimination.	
	<b>Note:</b> The tester should be a warranted Guider who understands the objectives of the Sustainable Development Goals.	


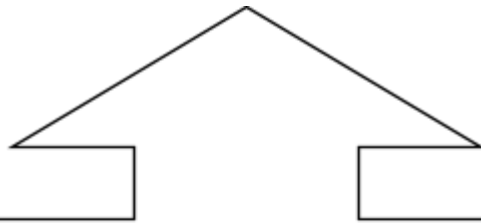
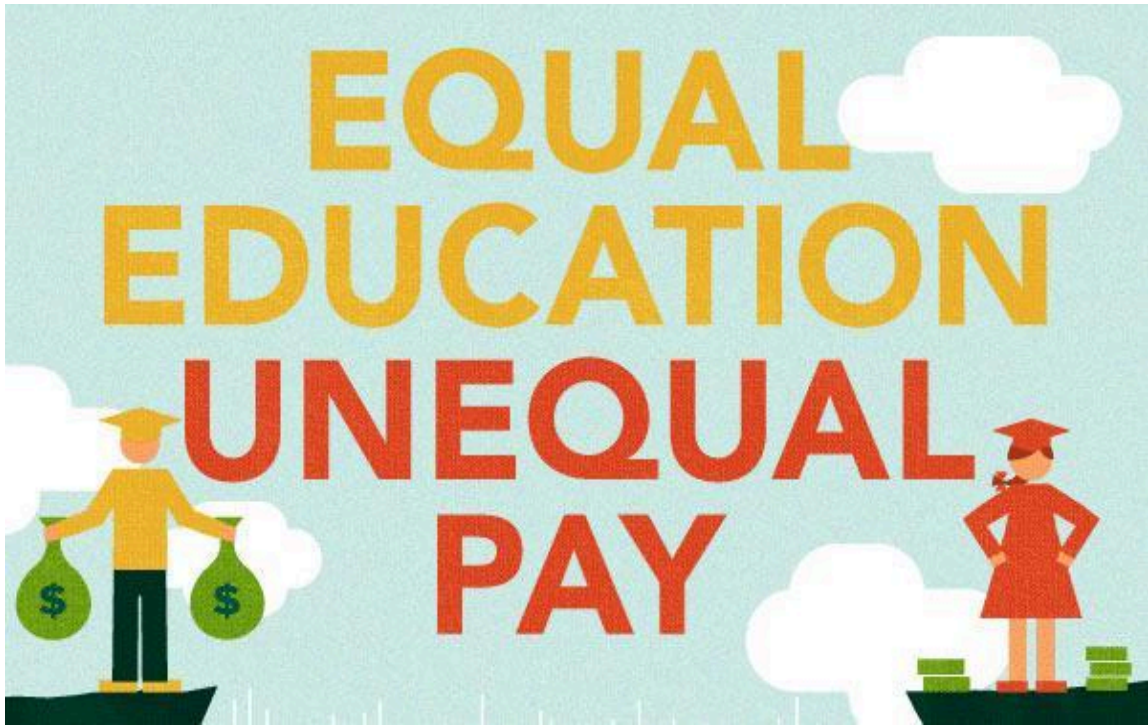
**A. Discuss the meaning of equality and inequality with a friend.  
Write down your opinions.**

Look at these posters. What are they trying to tell you?  
You can discuss and share your opinions with a partner. List down in the box given.



Teachers,  
you may help your girls  
by giving them prompts  
and talking points.

A large empty rectangular box with a black outline, intended for students to write their opinions.



## B. (i) Define discrimination.

Let's understand the definition of discrimination: Underline the correct answer to complete the definition.

discriminate [dih-skrim-uh-neyt]  
to treat a person or a group of people (the same as / differently than) other people, often because of traits such as age, race, gender, religion, ethnicity, nationality, economic status, disability or sexual orientation

## (ii) Think of a person who has been discriminated or treated differently and reflect on your feelings and thoughts about the situation.

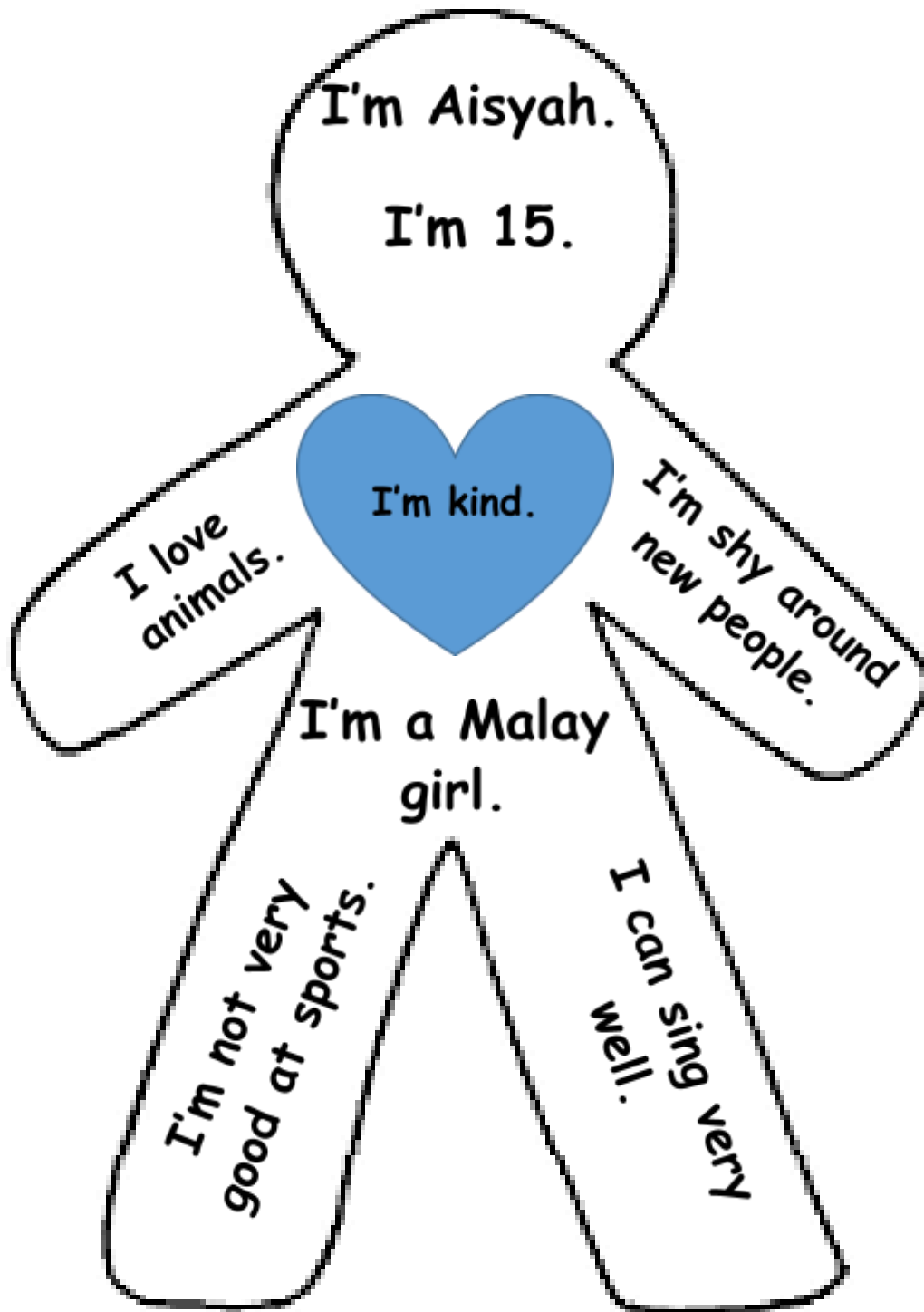
Now, think about the people around you. Do you know anyone that has been discriminated or treated differently? You can fill in the bubbles below.



**C. Get to know yourself, your likes and dislikes, your strengths and weaknesses. Invite your friends to do the same and share your uniqueness with each other.**


Who are you? What do you like/dislike? What are your strengths/weaknesses?

Use your creativity to decorate this paper chain template. Here's a simple example for you.



Then tape or staple them together to form a long chain and hang it in your school. This human chain represents our diversity and unity. Our differences make us unique and it helps us complement each other.

Here's your template to fill in. Be creative and express who you are. Share with your friends.



**D. Create a poster to show your feelings about discrimination.**

With a partner or small group, create a poster that shows your feelings about discrimination.


You may hang your posters around school to encourage schoolmates to take action against discrimination. Here are some examples :



Yo  
pr



## REFLECTION



**REMARKS BY TESTER**

NAME :

SIGNATURE :

**Validation by Tester**

This is to validate that

.....

Identity Card No: .....

has passed Proficiency Badge Test for SDG 10

Tester 1: .....

(signature and name)

Position: .....

Date: .....

Tester 1: .....  
(signature and name)

Position: .....

Date: .....

**ORIGINAL PROFICIENCY BADGE CERTIFICATE**

