

Tab 1

Design Doc: Ability to create discord invites with proper reason by superusers.

Issue	Allow superusers to create discord links along with proper reason
Feature Delivery Date	19th Oct 2024
Document & Feature Owner	kuldeep-gupta-1

Reviewer	Date	Action/Status

Table of Content

- [Table of Content](#)
- [Overview](#)
- [Purpose & Goals](#)
- [Dependencies](#)
- [Required APIs](#)
- [Proposed Solution](#)
 - [Frontend Updates](#)
 - [Backend Updates](#)
- [User Stories](#)
- [Questions:](#)

Overview

This document outlines the design for the Discord-invite feature, which allows superusers to create Discord **invites** with a proper reason. Currently, we don't have the functionality on **the** RDS dashboard through which a superuser can create Discord invites. However, we have the API for it ready but need to make a couple of changes for this feature.

The changes in the backend API are as follows:

- Superusers should be able to use generate discord API as often as they want despite passing the userId to it because the user might be a part of the RDS community or not be the part, i.e., modify generateInviteForUser API so that it does this functionality.

Purpose & Goals

Here is what needs to be done:

- Add a button that will redirect to a different page for creating the discord invites, if the user has permission he will be able to see the purpose input field and a button that will allow the authorized user to generate the discord invite link, and if the user doesn't have the required permissions then a message will be shown, "You are not authorized for this page".
- Show the toast message once the invite is generated successfully.
- Show the created link which the user can copy.
- Everything will be under the feature flag.

Dependencies

- This task depends on the discord invite API which is created by vinayak-trivedi-1.
- The backend APIs need to be modified to add the purpose field so that the purpose that super users are entering when creating the invite can be stored in the backend.

Required APIs

- This task will consume **/discord-actions/invite** API endpoint for both get and post requests.
- More info regarding the APIs is present here:
<https://github.com/Real-Dev-Squad/website-api-contracts/pull/157/files#diff-081a121ca09a9dacb560d4ae94cada3b27a681f8cde30c68b5f307abb87930da>

How I will use the API in the frontend

- I will be using the POST method to call the **/discord-actions/invite** route to create the following invite and that purpose will be passed into the body of the API which will be picked from the user-entered input value and it will call the API(generateInviteForUser) and provide the generated invite link and the purpose in the result response.
- There is no need to pass the userId from the front end because we don't need to fetch the already generated link again. So, we are not using the user ID anywhere.

Proposed Solution

Frontend Updates

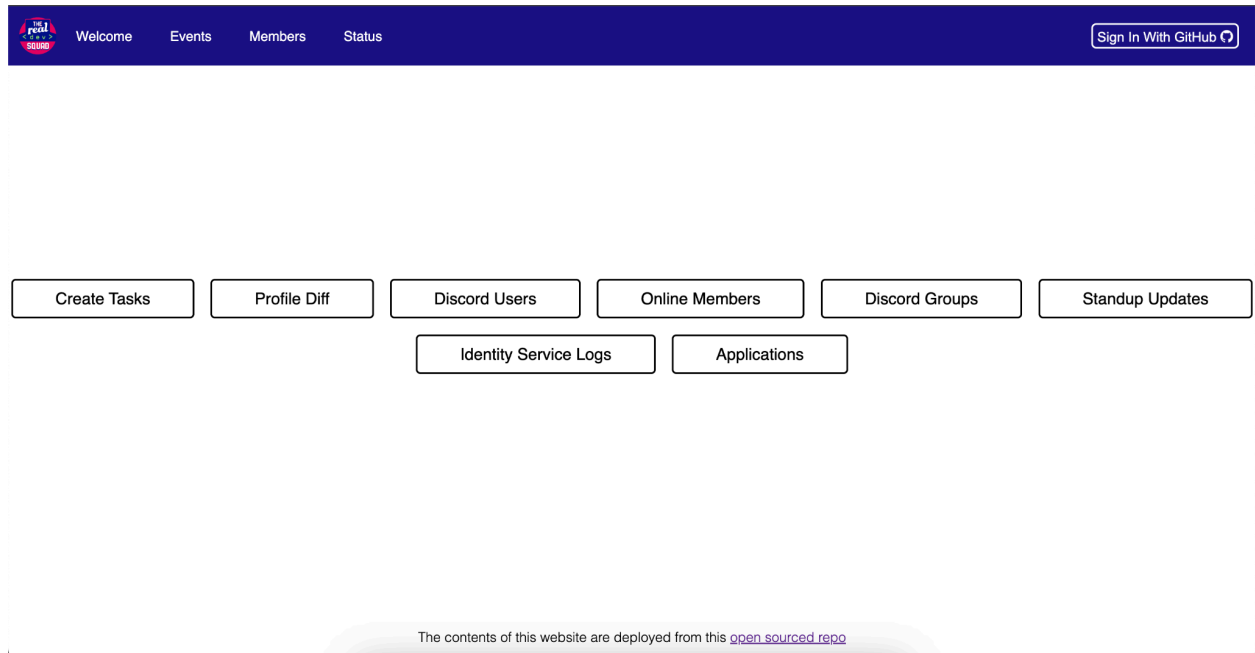
- Add a button that will redirect to a different page for creating the discord invites, if the user has permission he will be able to see the purpose input field and a button that will allow the authorized user to generate the discord invite link, and if the user doesn't have the required permissions then a message will be shown, "You are not authorized for this page".

Backend Updates

- The backend APIs need to be modified to add the purpose field so that the purpose that super users are entering when creating the invite can be stored in the backend.

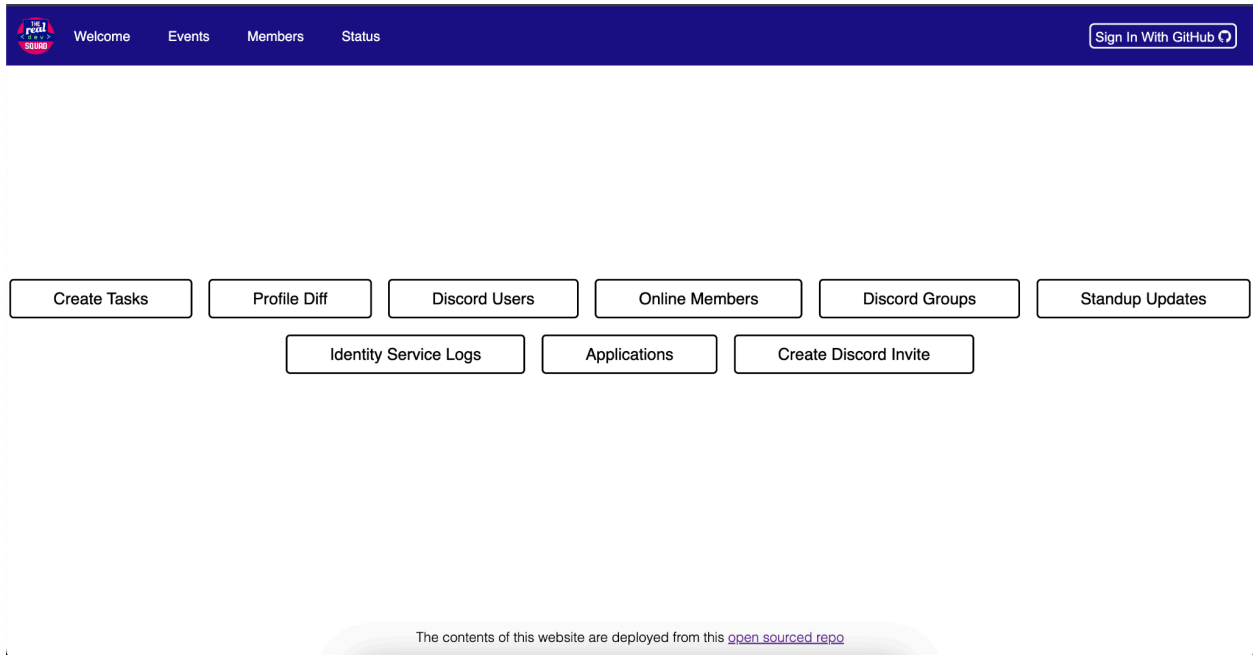
Current UI

Homepage

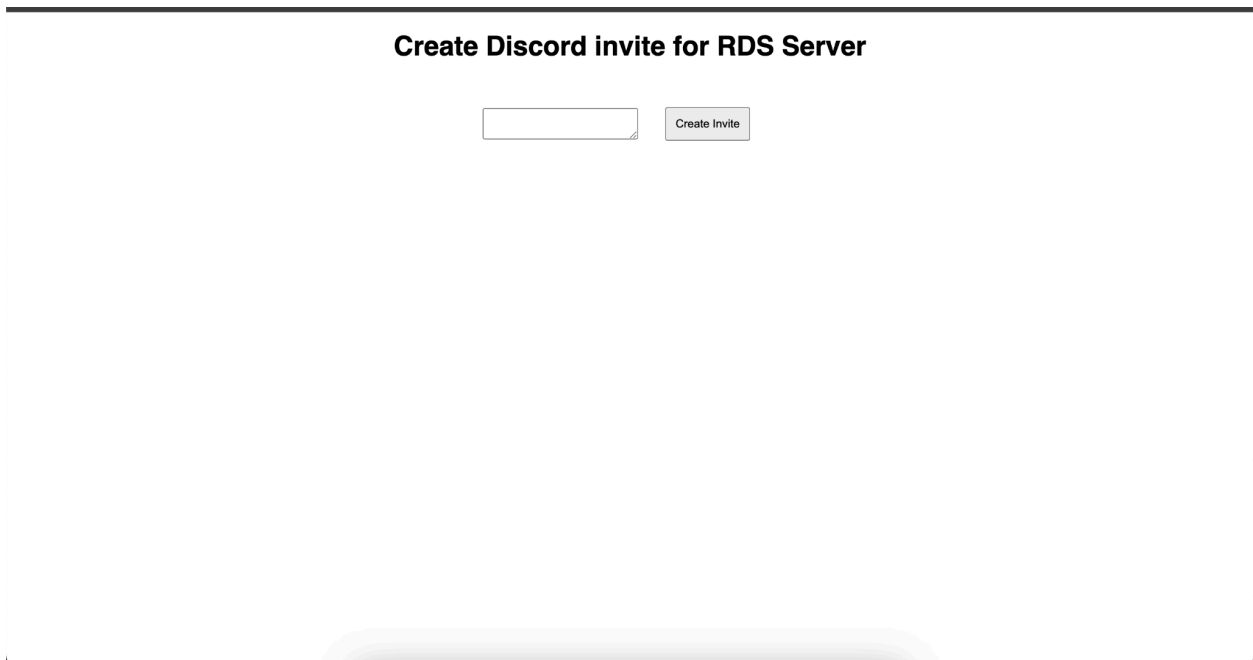


Proposed UI

Homepage



Discord-invite page



User Stories

- As a user, I should not be able to create the discord invite.
- As a superuser, I should be able to create the discord invite.

Questions:

- If we don't want to show the purpose on the UI, then what's the reason for adding it on the backend? Show the purpose on the UI.
- How will we validate the created invite is used already? Currently, there is a limit of invite creation i.e., only one invite can be created by a superuser. (The generated invite can only be used one time.)
- How can a superuser create an invite link for a user if he is not a part of the RDS community already? Super user should be able to create the invite n number of times for rds and non rds both members.