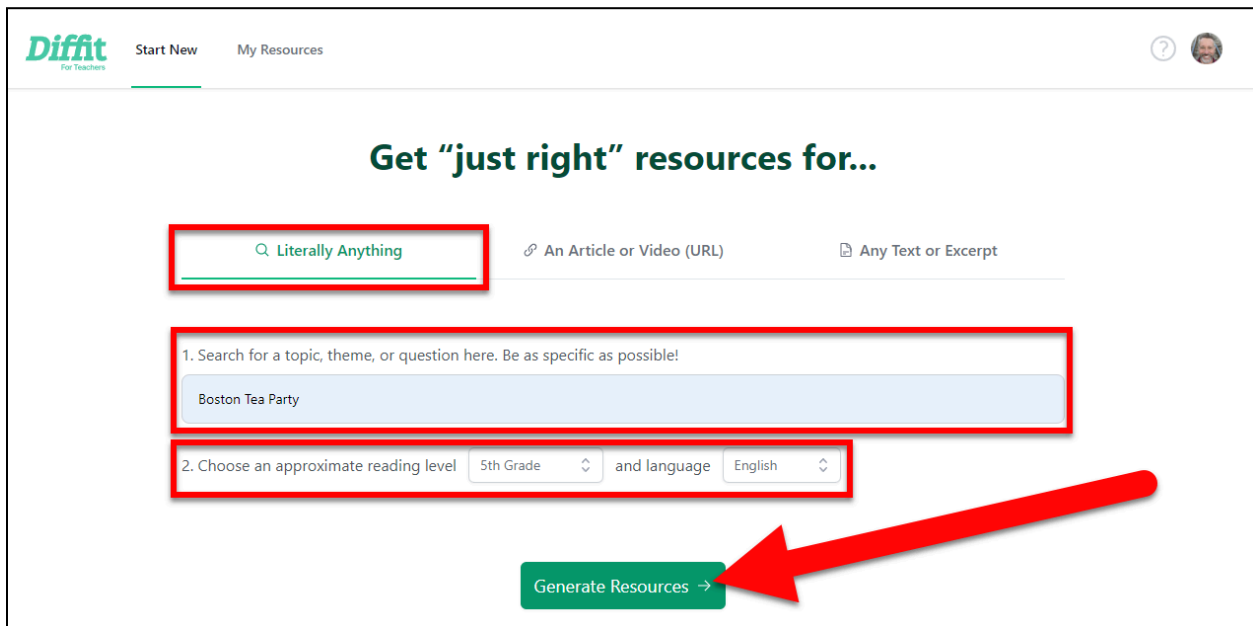


Creating Resources with *Diffit*

Although we all have resources from our textbooks, most of the time we need to create our own. New resources may need to be more specific, cover material better, or need to be adjusted for the number of questions or amount of content. Doing this from scratch is a lot of work. This is where sites like [Diffit](https://web.diffit.me) come in handy. This site will create all the resources you would ever need with just a simple web search. You need to give *Diffit* a try!

Create Resources:

1. Head to web.diffit.me.
2. Click "**Teachers Start Here**" and "**Sign In**" at the top right and sign in with Google.
3. Using the "**Literally Anything**" tab, choose a Topic and Grade Level for the material then click on "**Generate Resources**".



The screenshot shows the Diffit website interface. At the top, there's a navigation bar with the Diffit logo, "Start New", and "My Resources". On the right, there are links for help and a user profile. The main heading is "Get 'just right' resources for...". Below this, there are three tabs: "Literally Anything" (highlighted with a red box), "An Article or Video (URL)", and "Any Text or Excerpt". Under the "Literally Anything" tab, there are two steps: 1. "Search for a topic, theme, or question here. Be as specific as possible!" with a text input field containing "Boston Tea Party" (highlighted with a red box). 2. "Choose an approximate reading level" with a dropdown menu set to "5th Grade" and "and language" with a dropdown menu set to "English" (both highlighted with a red box). At the bottom, there is a green "Generate Resources" button with a right-pointing arrow, which is highlighted with a large red arrow.



4. You will have a resource created with a reading selection, vocabulary, multiple styles of quiz questions, and more. Click on the green “**Get Student Activities**” button.


Diffit
For Teachers

Start NewMy Resources

5th Grade ↕

Translate

Get Student Activities ↗



Learn more about images in Diffit ↗

Boston Tea Party

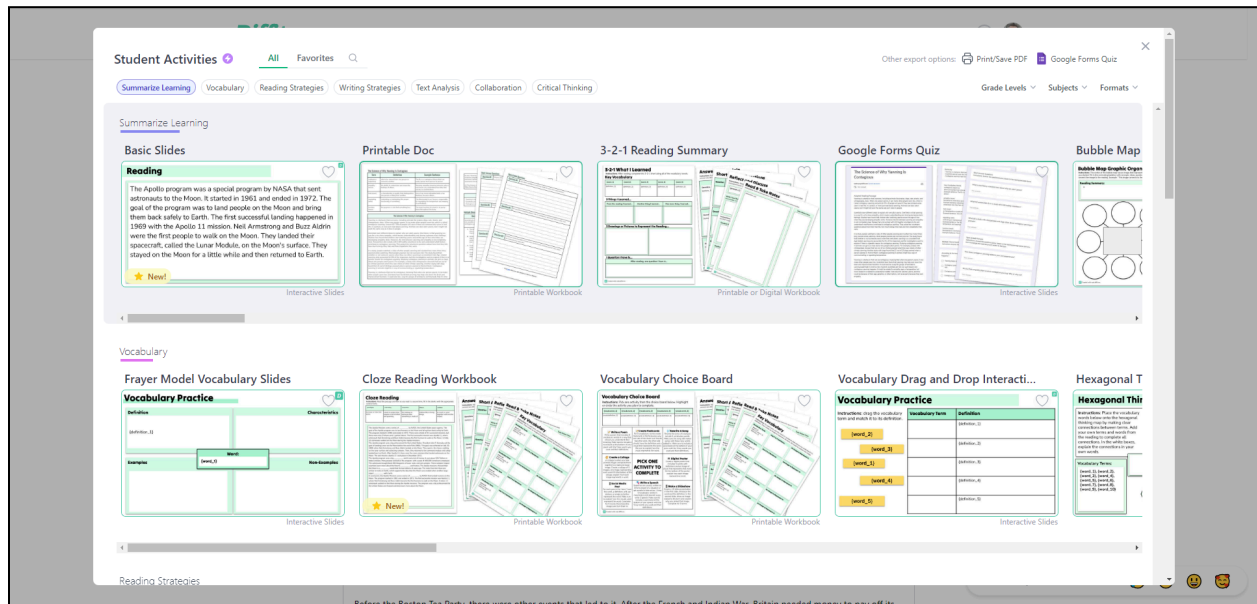
Adapted Reading Passage

Show SourcesEditCopy

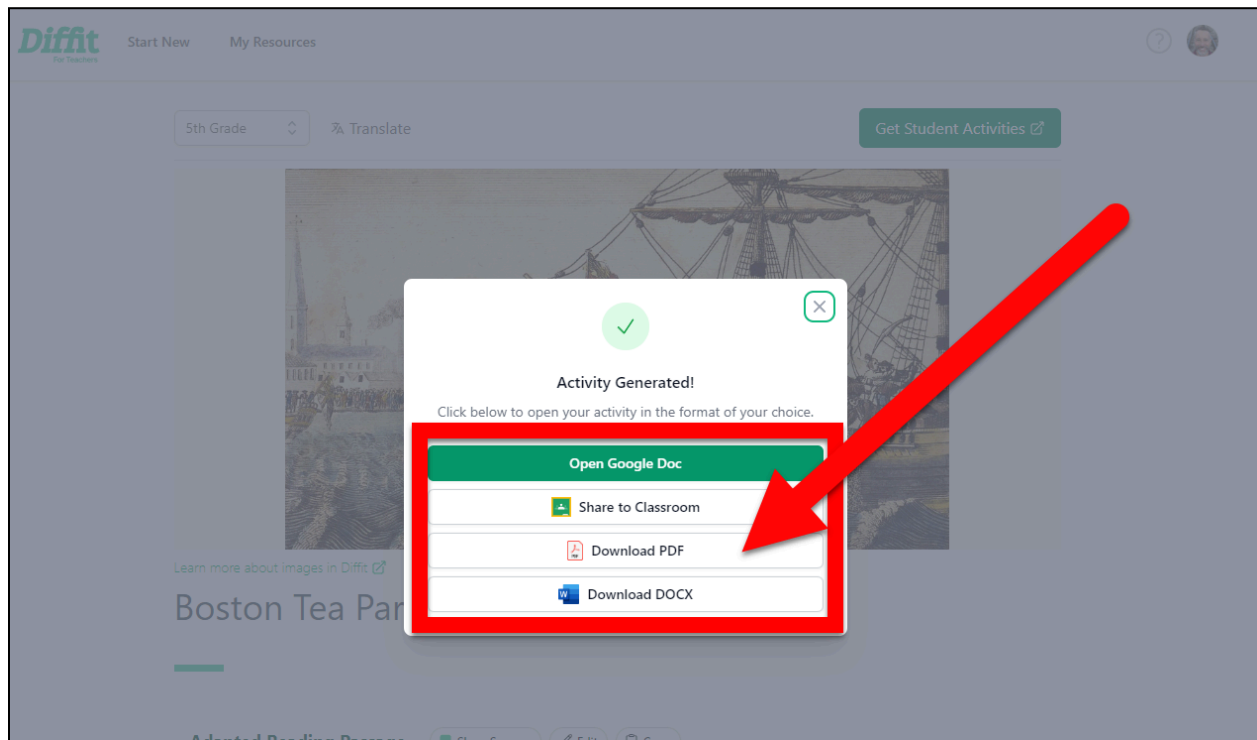
The Boston Tea Party was an important event in American history. It happened on December 16, 1773, in Boston, Massachusetts. The colonists were upset about a tax on tea imposed by the British Parliament. They believed they should not be taxed without having a say in the government. So, they decided to protest by throwing crates of tea into the Boston Harbor. The Sons of Liberty, a group of colonists, disguised themselves as Native Americans and destroyed the tea. This made the British government very angry. They passed laws called the Intolerable Acts in response. The Boston Tea Party was a big step towards the American Revolution.



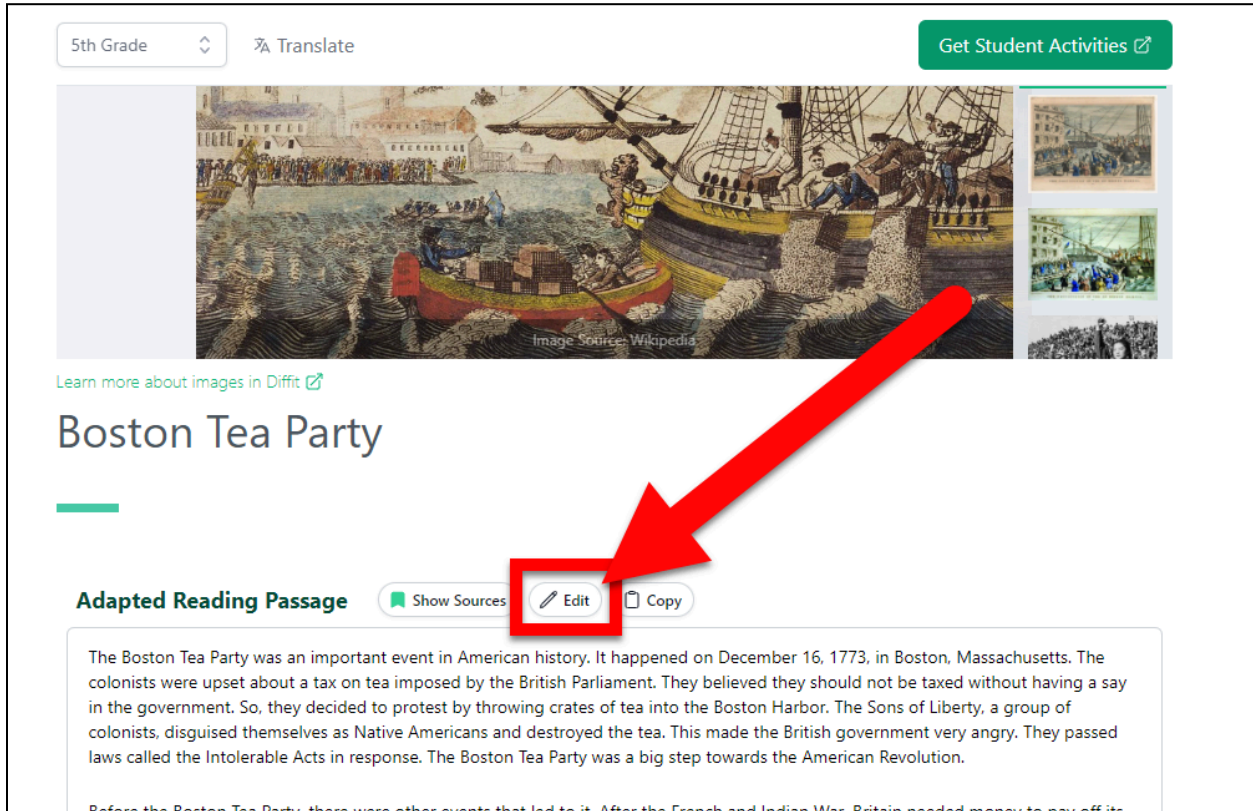
5. Scroll through and choose the type of resource you want to create to share with your students. Some of these activities will be “Subscription Only” like creating Google Forms, but many will be free.



6. You will have the option of how to share this resource. The Free version will allow you to save this as a PDF.



7. Even with this limitation, all you have to do is edit the original in any of the text/editing areas.



5th Grade Translate Get Student Activities

Learn more about images in Diffit

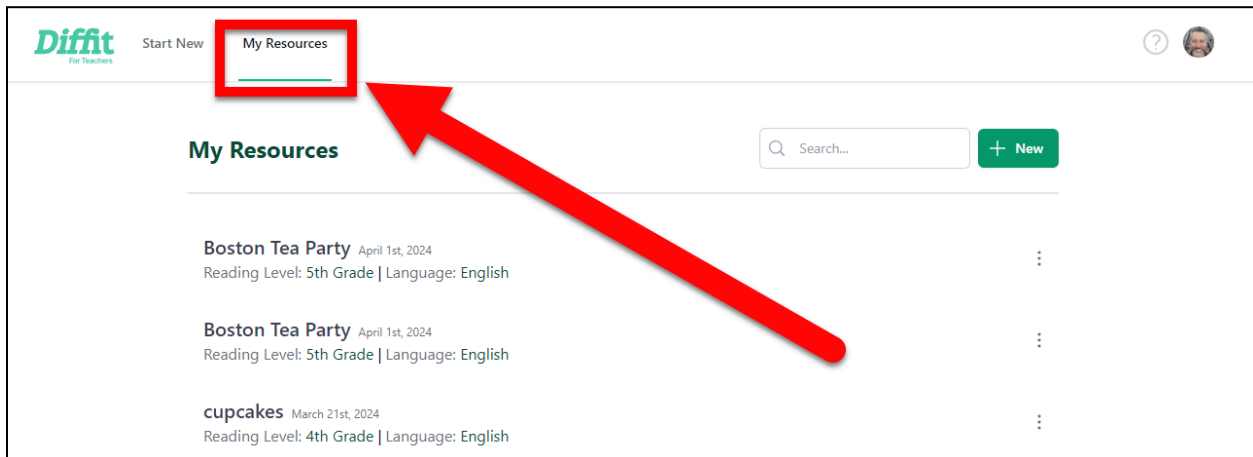
Boston Tea Party

Adapted Reading Passage Show Sources Edit Copy

The Boston Tea Party was an important event in American history. It happened on December 16, 1773, in Boston, Massachusetts. The colonists were upset about a tax on tea imposed by the British Parliament. They believed they should not be taxed without having a say in the government. So, they decided to protest by throwing crates of tea into the Boston Harbor. The Sons of Liberty, a group of colonists, disguised themselves as Native Americans and destroyed the tea. This made the British government very angry. They passed laws called the Intolerable Acts in response. The Boston Tea Party was a big step towards the American Revolution.

Before the Boston Tea Party, there were other events that led to it. After the French and Indian War, Britain needed money to pay off its

8. Share and enjoy your customized resources! To see all your created resources, head to the **My Resources** tab at the top.



Diffit For Teachers Start New My Resources

My Resources

Search... + New

- Boston Tea Party** April 1st, 2024
Reading Level: 5th Grade | Language: English
- Boston Tea Party** April 1st, 2024
Reading Level: 5th Grade | Language: English
- cupcakes** March 21st, 2024
Reading Level: 4th Grade | Language: English

Here are some **Diffit** training links to learn more!

[Learn More About Diffit](#)



Google Goodies by Jeremy Badiner is licensed under a Creative Commons Attribution-NonCommercial 4.0 International License.

Feel free to use, edit, share, or whatever you see fit to help yourself or others! Get more Google Goodies & Tech Bytes at BadinerBytes.com.

Badiner Bytes
Created By
Jeremy Badiner