


ONLINE Learning Tips


- Be sure your **Chromebook** has been **plugged in/charged** before or during use
- **Students** should log in with their **own username and password** each time they are on a Chromebook and log out when they have finished their session
- If students have a **Chromebook technology issue**, please reach out to the **GPS Helpdesk at (480) 497-3417**
[Parent Tech Support](#)
- Directions for joining a teachers **Webex Meeting**
[Joining a Webex Meeting](#)

Buzz Learning Platform

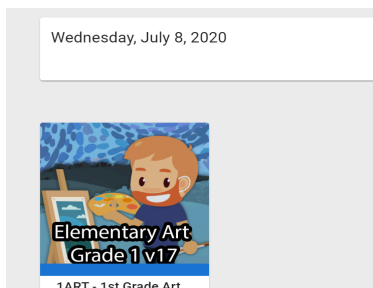
- Student's access the GPS ONLINE Learning Platform, Buzz, from their Rapid Identity Portal by clicking on the icon with a Bee and titled Buzz



- On the next screen students will click "LOGIN" in the top right corner



- Once in the Platform students should click on the tiles for each class to view information from the teacher, assignments and lessons



Buzz Parent Help Videos

- **Access Buzz parent portal:**
- <http://gps-parents.agilixbuzz.com>
- **Buzz Parent Portal video** (how to access, create account/password, access student grades, etc.)
[Buzz Parent Video](#)
- **Buzz Technical Support Page:**
- [Buzz Q&A and Support](#)