

Note

On May 6, 2024, the Product Reviews app will be removed from Shopify, and is no longer available to install. After this time, you'll no longer have access to your existing product reviews, and reviews from the app will no longer display on your store. To continue collecting and displaying product reviews on your store, you need to [migrate to another product review app](#) before May 6, 2024.

## Steps for export reviews from Shopify Product Reviews

### Export reviews

1. From your Shopify admin, click Settings > Apps and Sales Channels
2. From the Apps and Sales Channels page, click Product Reviews
3. Click Open app
4. Click [Settings](#)
5. Click Export

- If you have 100 reviews or fewer: Your review data will download directly to your browser as a [CSV file](#).

- If you have over 100 reviews: You'll receive an email with a link to download a ZIP file. Once downloaded, unzip it to access your CSV file with your product reviews.

### Product review CSV files

Your exported product reviews will be in a [CSV file](#). Here's a breakdown of the data you'll find in each column:

#### Header name

#### Product review information


product_handle	This is the tail end of your product's URL. For example, if your product is displayed on your online store at <a href="https://johns-apparel.com/products/blue-t-shirt">https://johns-apparel.com/products/blue-t-shirt</a> , then the "product_handle" is blue-t-shirt.
state	The status of the review, such as approved or published.
rating	A score from 0-5, where 5 represents the most positive product review.
title	A short, bolded title summarizing the customer's experience. For example, "Awesome!"

author	The first and last name connected to the customer account that submitted the review.
email	The customer's email address.
location	The customer's address, such as their city and country.
body	A longer description of the customer's experience. They can elaborate on what they liked or did not like about your product.
reply	An optional response to the review.
created_at	The date and time when the customer created the product review.
replied_at	The date and time when the reply was created.

## Migrating your reviews to Ali Reviews

[Ali Reviews](#), one of the longest-running product review apps, is continually growing to provide merchants with features that build trust and drive conversions through customer reviews. Currently, over 60,000 merchants have installed the app. The best part? You can migrate your reviews from Shopify Product Reviews to Ali Reviews for FREE using CSV.

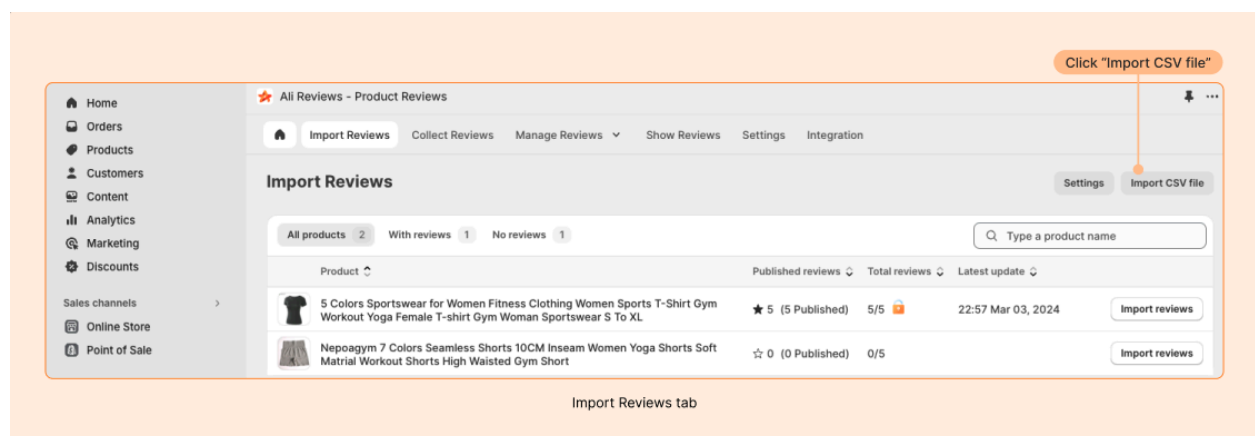
## Step 1: Install the Ali Reviews app



> Go to the Shopify App Store and search for "Ali Reviews"

> Click "Install" to install Ali Reviews on your store

## Step 2: Begin the import process

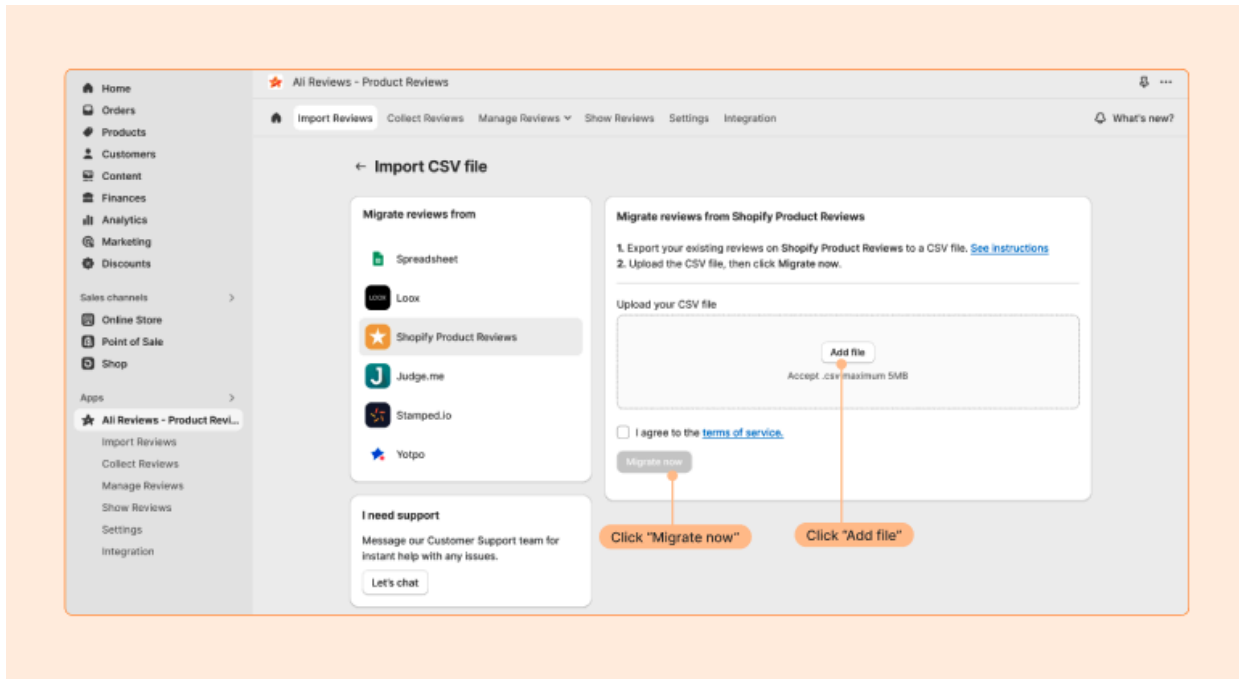


> Open the Ali Reviews app within your Shopify admin dashboard

> Click the "Import Reviews" tab on the left-hand sidebar

> Then select "Import CSV file" in the top right corner

## Step 3: Choose source and upload



- > Locate "Product Reviews App" in the list of sources
- > Click "Add file" and select your previously downloaded CSV file
- > Agree to the terms of service by checking the box
- > Click "Migrate Now" to start the import

Congratulations! Your Shopify Product Reviews have been successfully moved to Ali Reviews. You can now manage all your reviews by clicking the "Manage Reviews" button.

## Conclusion

Don't let Shopify discontinuing its review app hold you back. Embrace this as a chance to find a solution with better features, easier setup, and richer content options. Prioritize the factors that matter most to your store. Apps like Ali Reviews could be the perfect fit – [try it for free](#) and see for yourself.