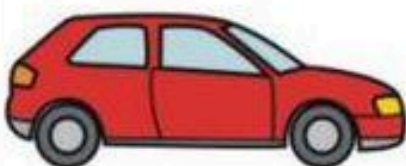




Pomenuj a povedz kde sa pohybujú  
Napodobni ich zvuk



Správne pomenuj všetky dopravné prostriedky



Máš rád sladkosti? Urob si koláčik - semafor






Vyrob si semafor

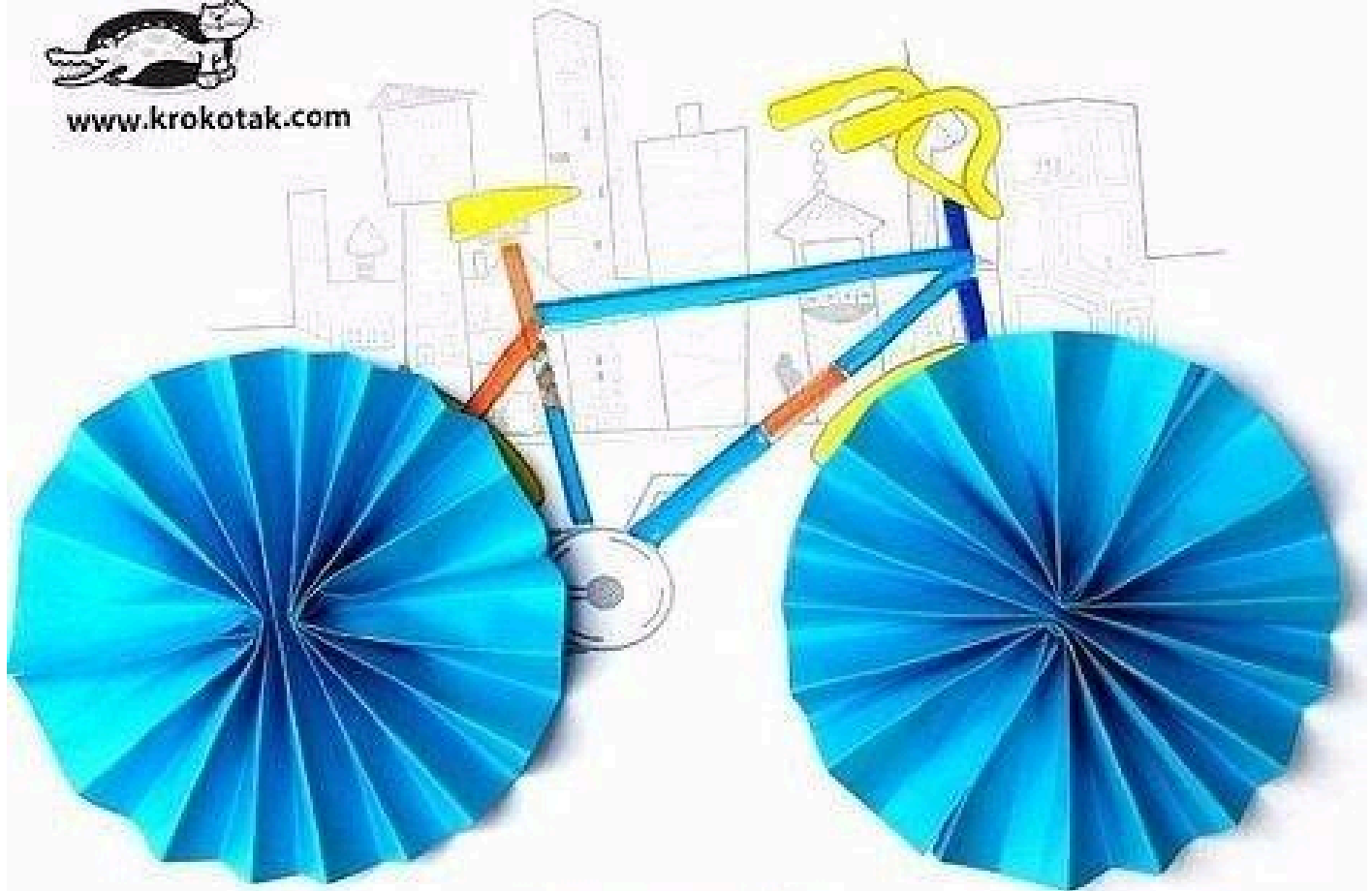


Rád sa bicykluješ ? Nalep si bicykel.







[www.krokotak.com](http://www.krokotak.com)




*Bicycle*







Poznáš tento dopravný prostriedok? Vieš kde sa pohybuje? Vyfarbi si ho.





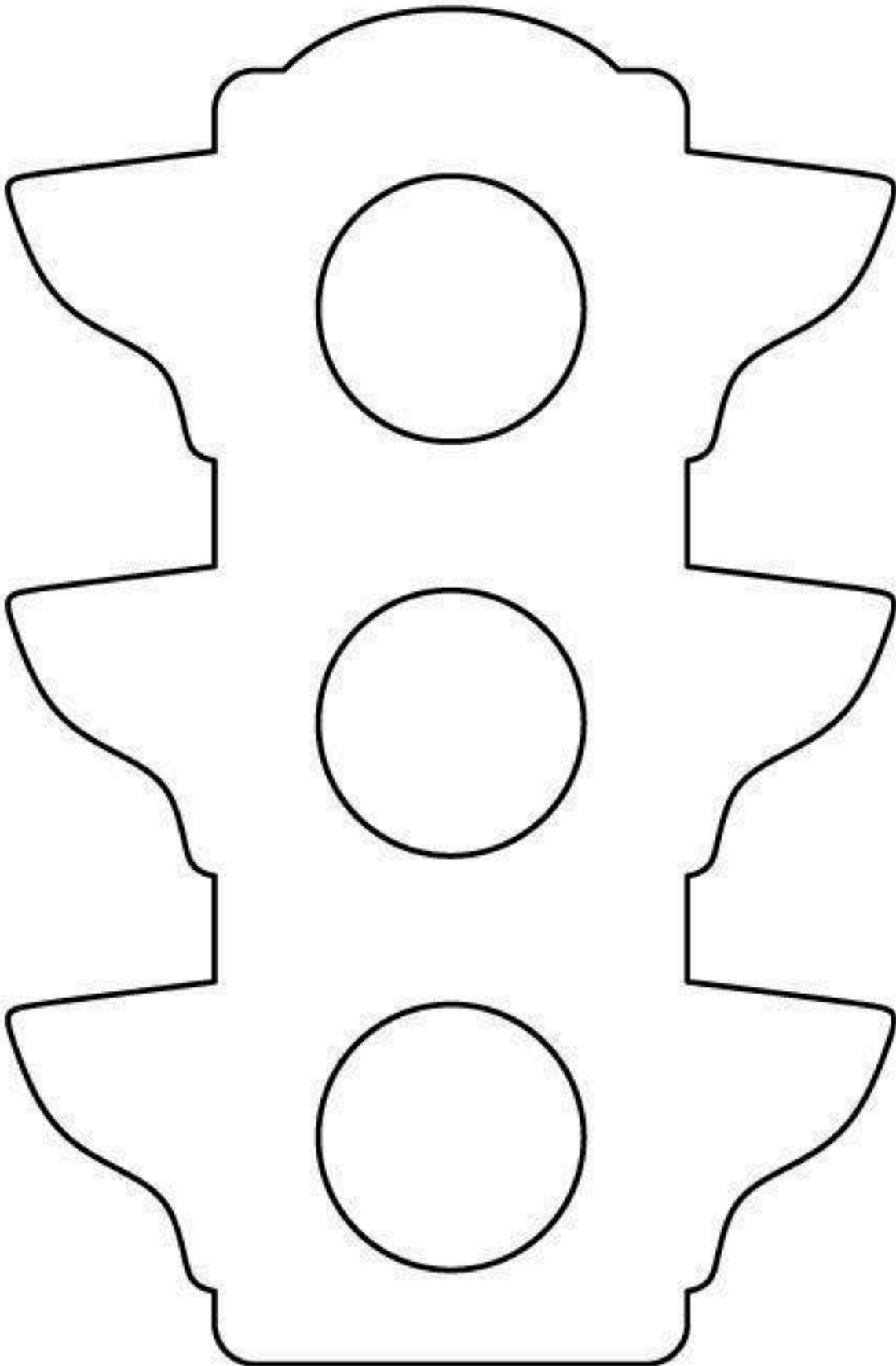

Pomenuj značky. Na prechádzke ich nájdí.

## DOPRAVNÍ ZNAČKY

zygy



Semafor



Prirad' k správne časti dopravných prostriedkov



# Prirad' k správne časti dopravných prostriedkov





Match the vehicle with its name.

---



● Bus



● Airplane



● Ambulance



● Motorbike




● Bicycle



● Car



Nájdí tiene aut



Zahraj sa – zostroj si dopravné prostriedky podľa obrázkov. Nakresli si ich. Postav zo stavebníc.











Zahraj sa – zostroj si dopravné prostriedky podľa obrázkov. Nakresli si ich. Postav zo stavebníc.



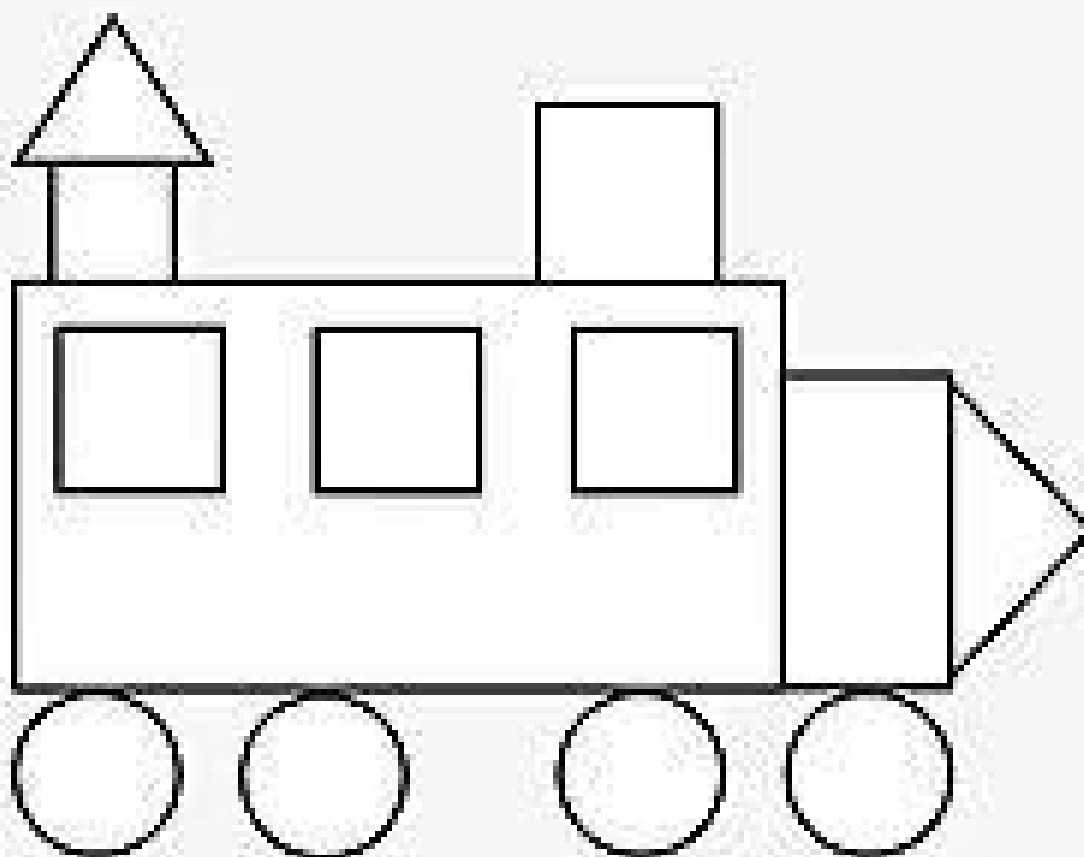
Prechod pre chodcov



Povedz čo nesmieme robiť na ceste aj pri ceste a prečo.



Spočítaj geometrické tvary na lokomotíve a zaznač do tabuľky



-----



-----



-----



-----

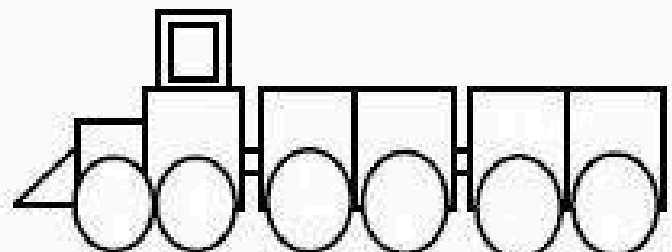
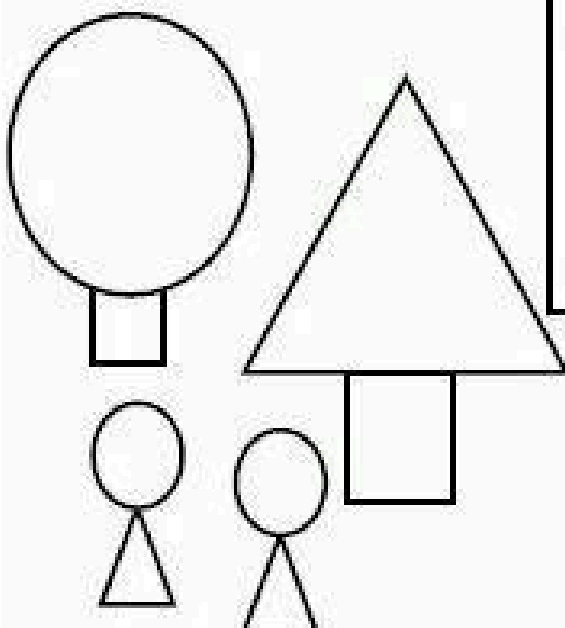
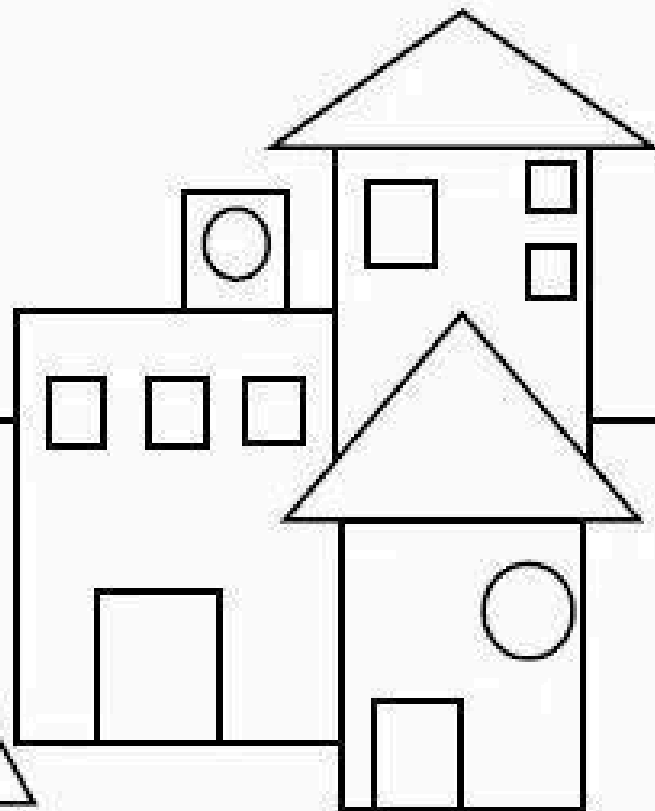

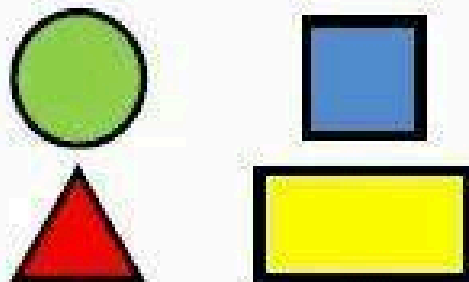


Vyfarbi obrázok podľa farebných tvarov

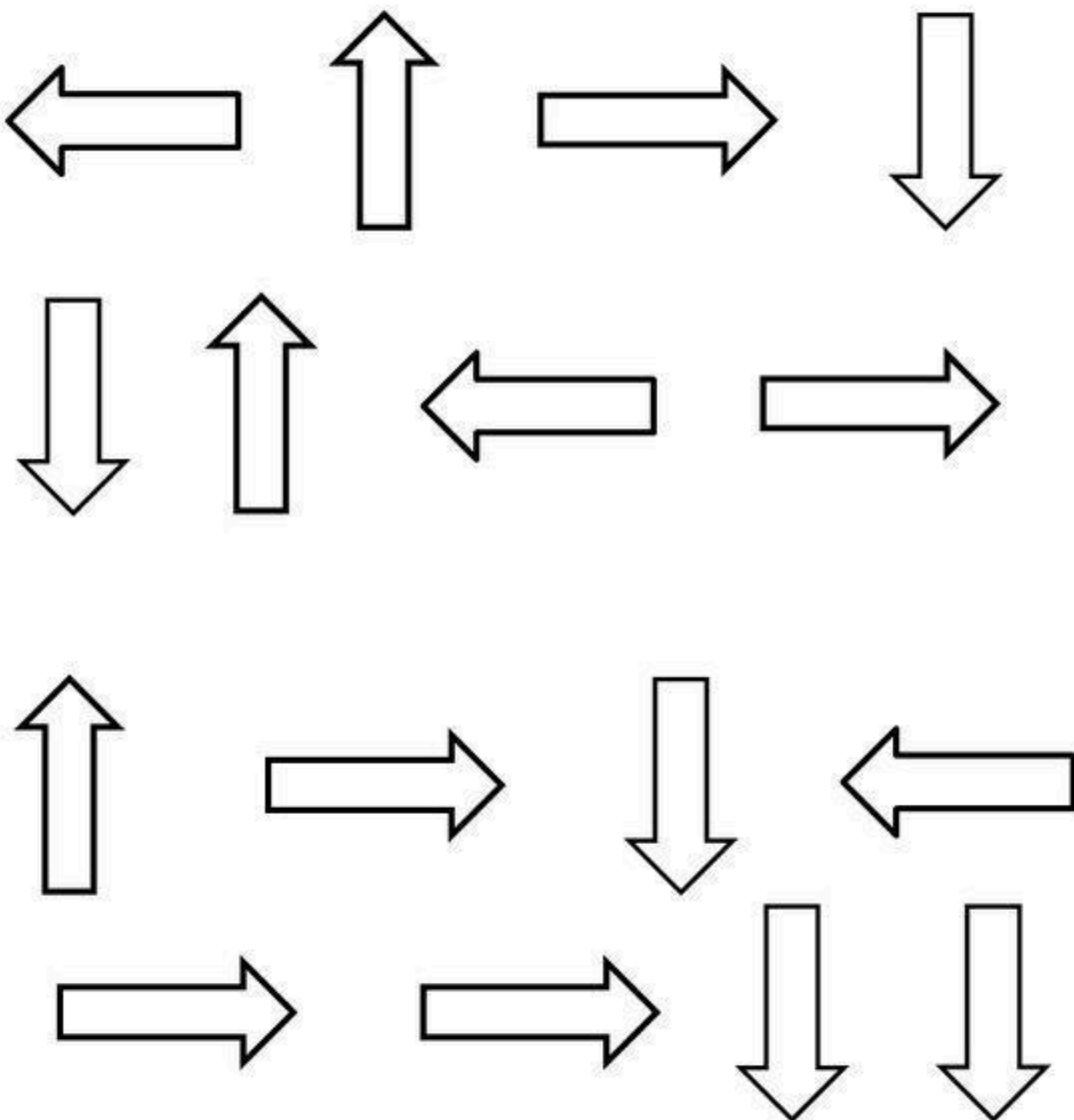
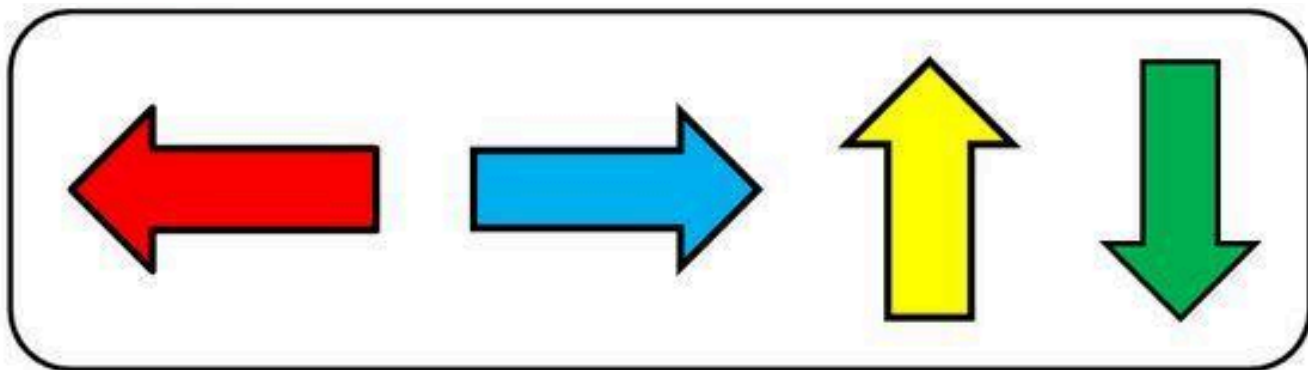
### CONOCIENDO LAS FIGURAS GEOMÉTRICAS

- Busca y colorea las figuras que encuentres con los siguientes colores:
- Círculo: verde.
- Cuadrado: azul.
- Triángulo: rojo.
- Rectángulo: amarillo.

Evaluación de la actividad	
Excelente	
Muy bien	
Bien	
Esfuérzate	

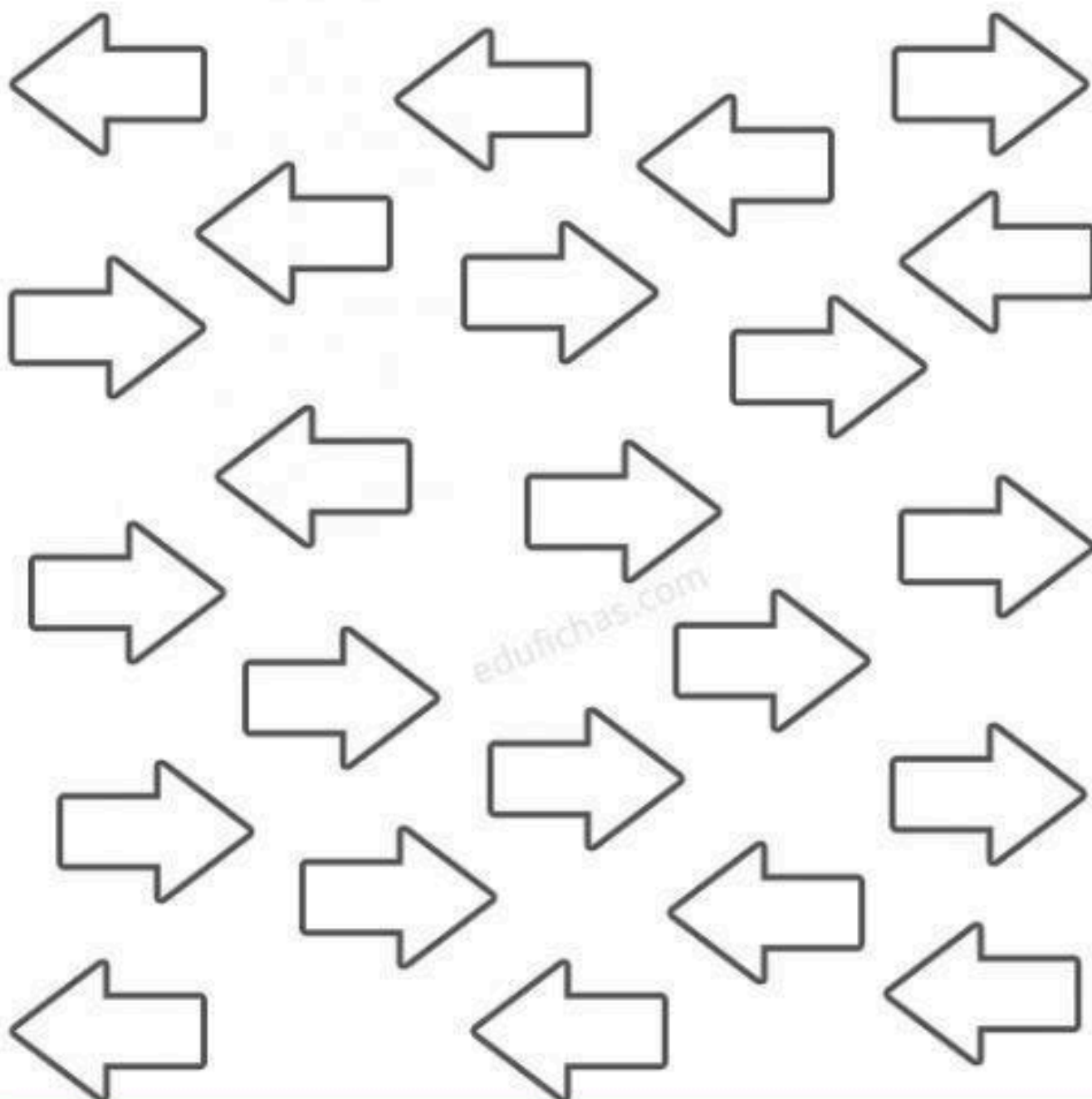



Vyfarbi šípky podľa daných farieb. Urči smer – vľavo, vpravo, hore, dole.






Precvič si pojmy vľavo - vpravo



Porozprávaj ako sa správame na prechode pre chodcov






Porozprávaj čo sa stalo na obrázku a prečo.

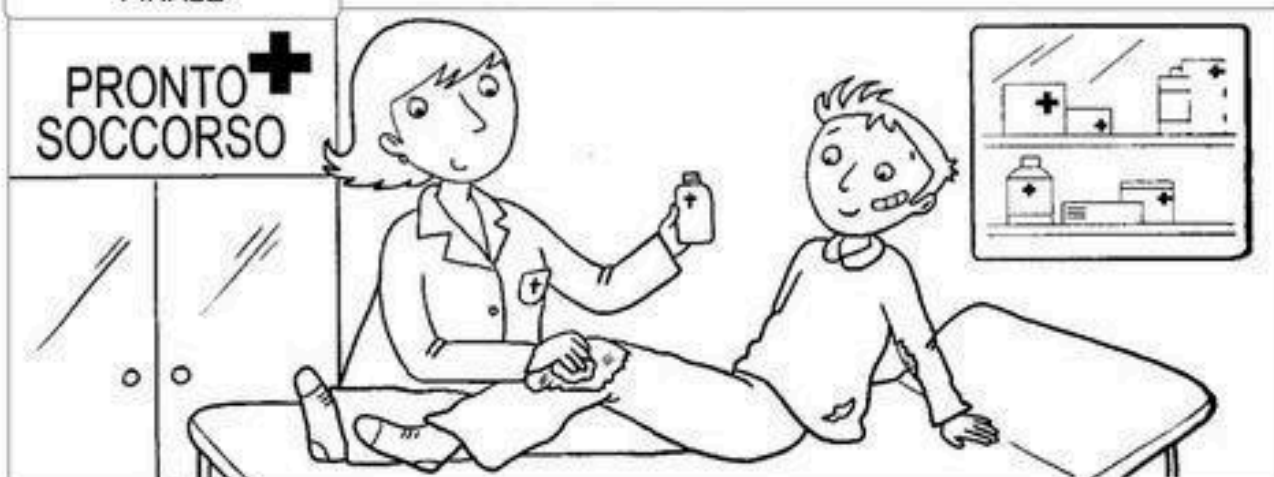
INTRODUZIONE




SVILUPPO




FINALE










Porozprávaj ako sa správame na prechode pre chodcov





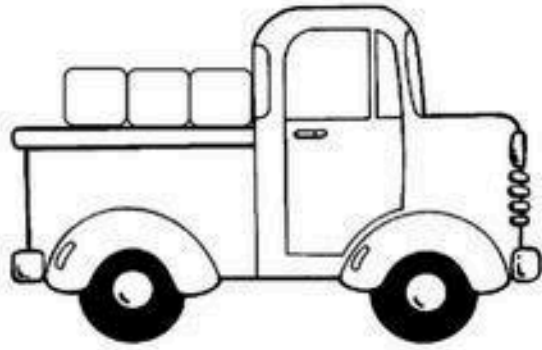
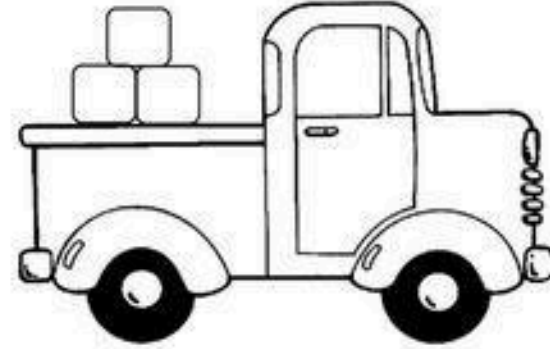
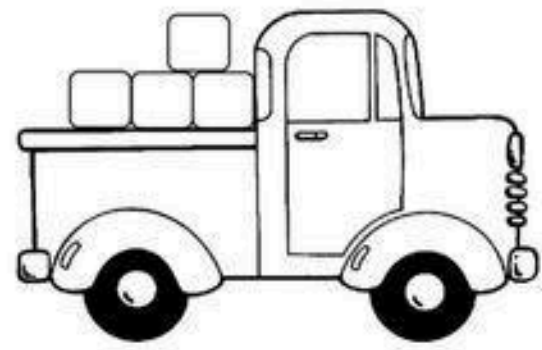

Бачі і правітравна неперс і бачі і правітравна




Spočítaj dopravné prostriedky



Spočítaj náklad- kocky – na aute a prirad' číslo


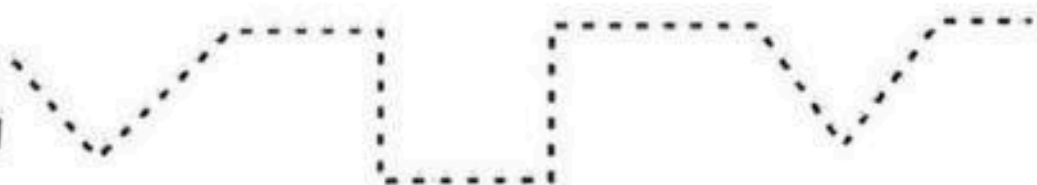



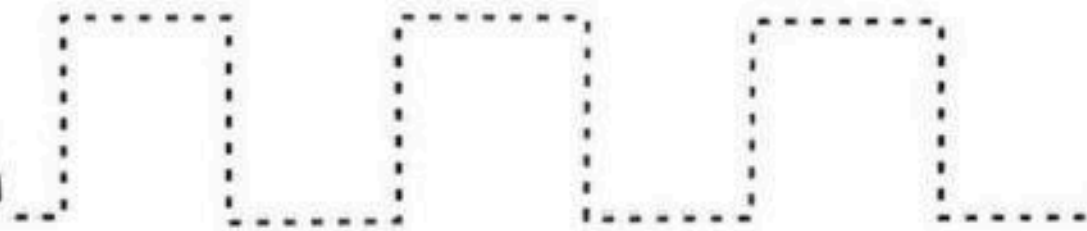

 2 1 4 5	 4 1 5 2
 3 1 4 2	 2 3 5 5
 2 1 4 5	 4 1 5 2

Porozprávaj o semafore pre chodcov








Prekresli cesty, po ktorých autá prešli.



Pomôž hasičovi dostať sa do auta







Pozri si rozprávky o dopravných prostriedkoch

[https://youtu.be/Yc39OjGq1\\_A](https://youtu.be/Yc39OjGq1_A)

Miro Jaroš - Na ceste

<https://youtu.be/J7BfYTi9PPU>

Mici a Mňau – Výlet

<https://youtu.be/gGVnK09h77s>

Doprava – Sníček na TV Rik

<https://youtu.be/fgr9ieioW34>

Auta a ich zvuky pre deti

<https://youtu.be/1cel2k4lk2c>

Podme sa povoziť / Elkatelka 123 /

<https://youtu.be/T8T-qdXTr1A>

Dopravné prostriedky / Čarovná škôlka / Detské pesničky

<https://youtu.be/lvRCGtdlt3s>

AUTÁ pre deti - počítame KOLESÁ | učíme sa počítať |





# DOPRAVNÉ ZNAČKY – báseň

V lete, v zime, v metelici,  
stoja značky na ulici.  
Táto značka, tamtá značka,  
rozoznať ich - to je hračka.  
Ja som priechod pre  
chodcov,  
pre deti aj dôchodcov.  
Tieto pásy, kde mám rebrá,  
volajú sa biela zebra.  
Tie tri bodky, to sú oči,  
každý kto ich z diaľky zočí,  
spozná, že to nie je fór,  
volajú ma semafor!