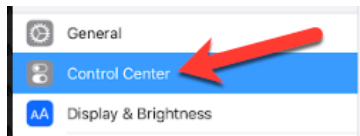
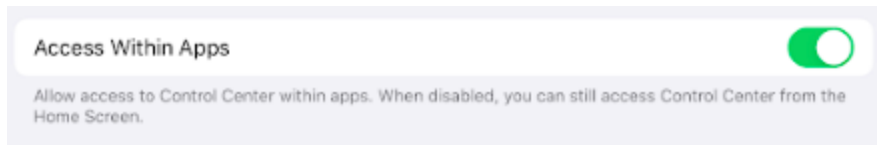


CONTROL CENTER

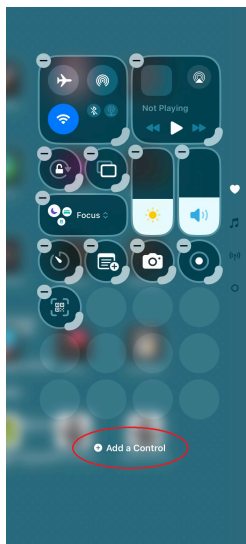
1. Go to **Settings** and **Control Center**



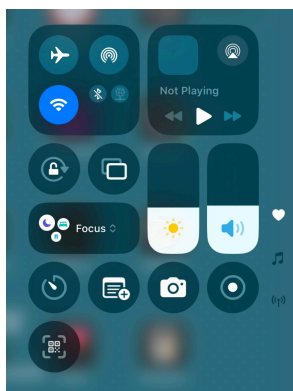
2. **Access Within Apps** should be on already. Leave it on.



3. On the top right of the screen, swipe down to reveal the controls menu.
4. Tap and hold anywhere on the screen and select **Add a control**.



5. These should be added to your controls center.
 - Timer
 - Notes
 - Camera
 - Screen Recording
 - Code Scanner



6. Feel free to add any other Controls that you wish to use.