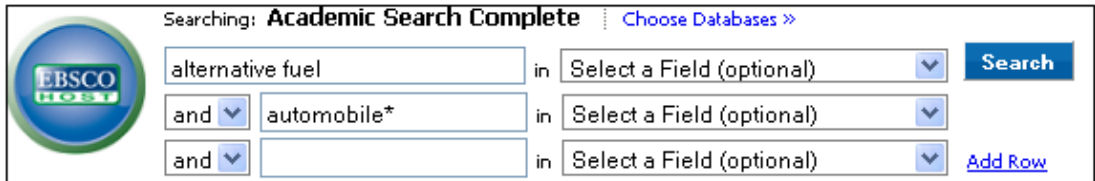


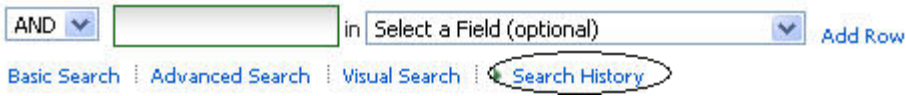


## Find Useful General, Business, Nursing, Historical and Other Articles Using EBSCO Databases

|   |   |
|---|---|
| <p><b>What's in it?</b></p> <p>32 Databases, Including...</p> | <p><b>Academic Search Complete:</b> Articles from 7900 magazines and journals on a variety of topics (Some as early as 1865 - present)</p> <p><b>America: History &amp; Life:</b> Journal articles on U.S. and Canadian history (1964 - present)</p> <p><b>Business Source Complete:</b> Articles from 1300 scholarly journals (1886 - present)</p> <p><b>CINAHL Plus with Full Text:</b> Articles from 760 nursing and allied health journals</p> <p><b>Historical Abstracts:</b> Articles on world history (except U.S. &amp; Canada) from 1800 journals (1955 - present)</p>   |
| <p><b>Why use it?</b></p>                                     | <ul style="list-style-type: none"> <li>To find and save useful magazine and journal articles on a variety of topics</li> <li>To find and use additional search words to focus or broaden a topic</li> </ul>   |
| <p><b>Get Started</b></p>                                     | <p>Start at the UCLA Library Homepage: <a href="http://www.library.ucla.edu/">http://www.library.ucla.edu/</a></p> <ul style="list-style-type: none"> <li>Pull down the <b>Search and Find</b> menu, click on <b>Article Databases</b>.</li> <li>Type <b>Academic Search Complete</b> in the box and click on the link under that title.</li> </ul>   |
| <p><b>Search</b></p>  | <p>Type search words &amp; click on <b>Search</b>—example:</p> <div data-bbox="370 892 1458 1071">  </div>   |
| <p><b>Find More</b></p>                                       | <ul style="list-style-type: none"> <li>Use fewer search words in the boxes above your results &amp; click <b>Search</b>.</li> <li><b>Or</b>, put one word in each search box to search for those words individually.</li> <li><b>Or</b>, click <b>Choose Databases</b> at the top, to the right of the database name, to add or change databases.</li> <li><b>Or</b>, use a wild card or truncation symbol (*) to find all alternative endings, including plurals. (See <b>Tips</b> section on the next page.)</li> </ul>   |
| <p><b>Find Less</b></p>                                       | <ul style="list-style-type: none"> <li>Add more search words.</li> <li><b>Or</b>, select an option under <b>Refine your results</b> or <b>Source Types</b> in the left column.</li> <li><b>Or</b>, move the date slider to the right.</li> </ul>  |
| <p><b>Focus Search</b></p>                                    | <ul style="list-style-type: none"> <li>Click on an article title.</li> </ul> <div data-bbox="370 1528 1481 1633"> <p>7. <a href="#">Natural gas internal combustion engine hybrid passenger vehicle.</a><br/>       By: Wright, S.; Pinkelman, A.. International Journal of Energy Research, Jun2008, Vol. 32 Issue 7, p612-622, 11p; Abstract: The implementation of hybrid electric vehicles powered with <i>alternative fuels</i> is critical in reducing national dependence on imported crude oil, addressing the detrimental environmental</p> </div> <ul style="list-style-type: none"> <li>Then click on <b>Find Similar Results</b> in the left-hand column.</li> <li><b>Or</b>, click on an official <b>Subject Terms</b> or <b>Keywords</b> link.</li> </ul> <div data-bbox="560 1743 1075 1858"> <p><b>Subject Terms:</b></p> <ul style="list-style-type: none"> <li>*HYBRID electric cars</li> <li>*FUEL switching</li> <li>*NATURAL gas</li> <li>*ELECTRIC vehicles</li> </ul> </div> |

|  |  |
|--|--|
| <h2>Evaluate Results</h2>                          | <p>Sift through results to find the most useful items, by answering these questions:</p> <div> <input type="checkbox"/> Who wrote it?         <input type="checkbox"/> When was it published?       </div> <div> <input type="checkbox"/> Article length?         <input type="checkbox"/> In which publication did it appear?       </div>  |
| <h2>Get Articles Online</h2>                       | <div data-bbox="375 470 669 819">  </div> <div data-bbox="683 470 1533 819"> <h3>What You Need to Know About Saving on Gas.</h3> <p><b>Authors:</b> Solheim, Mark</p> <p><b>Source:</b> Kiplinger's Personal Finance; Jul2008, Vol. 62 Issue 7, p86-86, 1p, 1 Color Photograph</p> <p><b>Document Type:</b> Article</p> <p><b>Subject Terms:</b> *FINANCE, Personal<br/>*CONSUMPTION (Economics)<br/>*GASOLINE<br/>*PRTCS</p> </div> <ul style="list-style-type: none"> <li>To see the entire article (if it is available online) click on <b>Linked Full Text</b> or <b>HTML Full Text</b> or <b>PDF Full Text</b></li> <li>If the article is not online or if the links do not work, click on  .</li> <li>A new window provides links to the complete article and/or other options.</li> </ul> |
| <h2>Get Articles in Library</h2>                   | <div data-bbox="401 1037 1476 1173"> <p><u>Not online?</u> Click on the link for <b>HYPERLINK</b><br/> <b>"http://catalog.library.ucla.edu"UCLA Library Catalog</b><br/>       &lt;http://catalog.library.ucla.edu/&gt;<br/>       to find the library location &amp; call number for print copies.</p> </div> <div data-bbox="401 1213 1403 1373"> <p><u>Can't find it at UCLA?</u><br/>       UCLA students, staff &amp; faculty: Get a FREE copy!<br/>       In the UC-eLinks window, click on</p> </div>   |
| <h2>Print, Email, Save, or Export the Article</h2> | <ul style="list-style-type: none"> <li>To print, email or save individual articles (if available online), click on the article title and choose an option from the right-hand column.</li> <li>To print, email or save more than one article at a time:         <ul style="list-style-type: none"> <li>Click on <b>Add to Folder</b> in the right-hand column</li> <li>Click on the <b>Folder icon</b> at the top of the screen.</li> <li>Select an option and a citation style—e.g., <b>E-mail</b>; <b>Save as File</b></li> </ul> </li> </ul>  |

|   |   |
|---|---|
| <p><b>Tips...</b></p>                             | <ol style="list-style-type: none"> <li>1. Use a "Truncation" symbol for singular, plural, variant spellings or the root of a word. <ul style="list-style-type: none"> <li>• Any number of characters: * EXAMPLE: child*</li> </ul> </li> <li>2. Click Search History under the last search box to review or revise your searches during a session</li> </ol>  <p>The screenshot shows a search interface with a dropdown menu set to 'AND', an empty search box, and a dropdown menu for 'Select a Field (optional)'. Below the search box are links for 'Basic Search', 'Advanced Search', 'Visual Search', and 'Search History' (which is circled in red). An 'Add Row' button is also visible.</p> |
| <p><b>Questions?</b></p> <p><b>...Try it!</b></p> | <ul style="list-style-type: none"> <li>• Ask in-person at a reference desk, or by phone, or by email... or chat live!</li> </ul> <p><a href="http://www.library.ucla.edu/questions/index.cfm">http://www.library.ucla.edu/questions/index.cfm</a></p>   |