
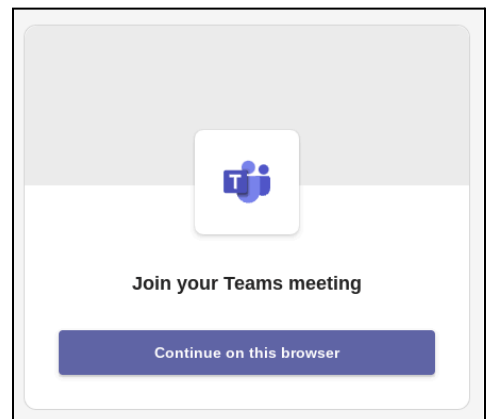


JOIN A MEETING | CHROMEBOOK

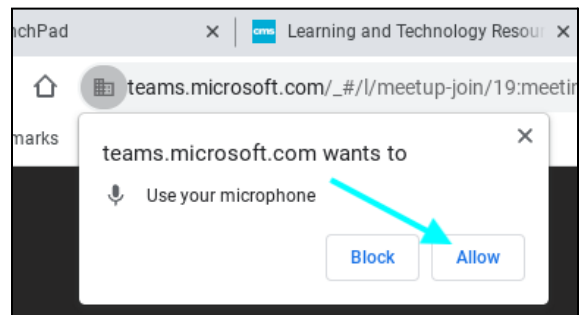
1. Teachers may share their Microsoft Teams Meeting link in various ways: Canvas, via email, CMS LaunchPad, etc.
2. [Sign-in to the Microsoft Teams](#) app prior to clicking on the meeting link from your teacher.
3. Click on the meeting link.



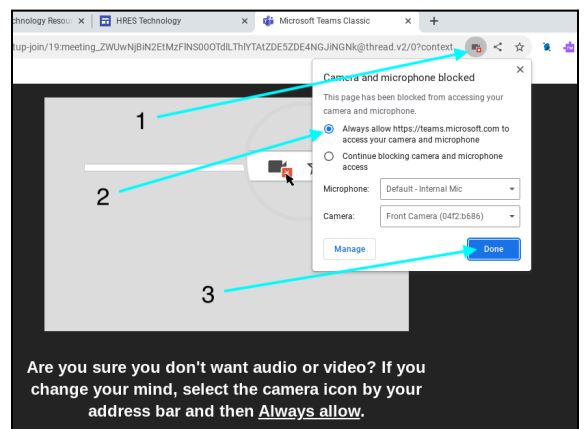
4. Click on *Continue on this browser*.



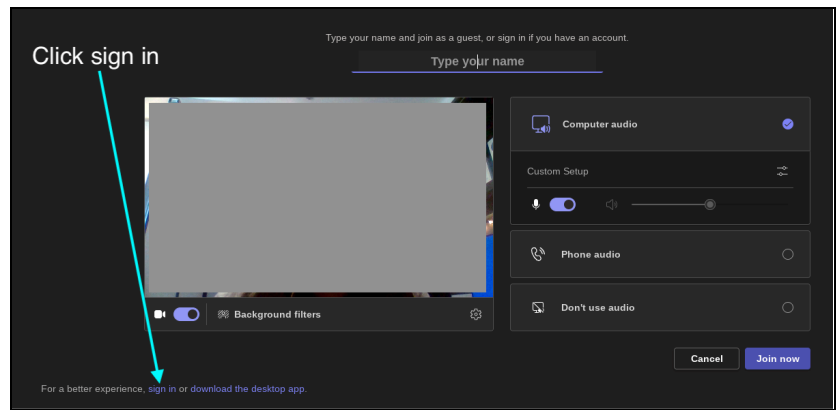
5. Click *Allow* to use your microphone and camera.



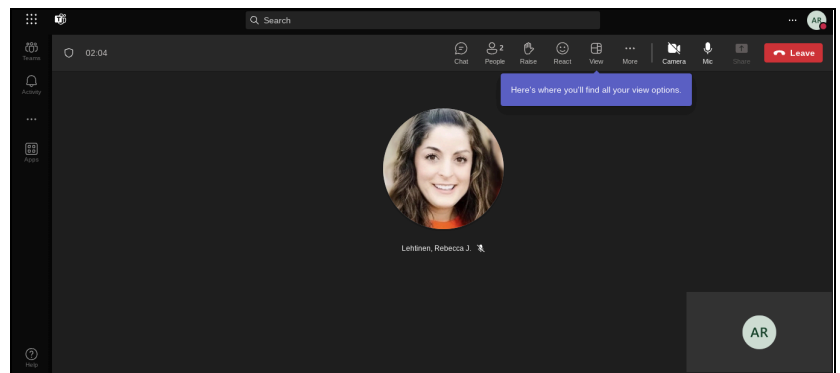
6. If you see this screen:
 - a. Click on the camera button in the URL bar.
 - b. Click *Always allow*.
 - c. Click *Done*.



7. Click *sign in*.
8. [Sign in to Microsoft Teams](#).



9. The screen will look like this until your teacher has let you in the meeting.



10. Here of the meeting controls once you are in the meeting.

