

## Room 20 - Week 3 Term 2- Distance Learning 27th April- 1st May

Term 2 Week 3	Monday <b>Public holiday</b> 27 April 2020	Tuesday 28 April 2020	Wednesday 29 April 2020	Thursday 30 April 2020	Friday 1 May 2020										
Before 9am	Wake up- Eat breakfast, make your bed, get dressed, morning jobs.														
9-10am	<p>Miss Ash is available on Google Meets between <b>9:00-10:00am</b> weekdays for a catch up, chat and any questions students and families have.</p> <p><b>Please note that all the Google Meet sessions will be recorded for reference purposes.</b></p> <p>What will we be doing in the live session?</p> <p>9:00-9:10 - Introductions/catch up            9:10-9:30- Shared book/story            9:30-9:45- Talk about our theme            9:45-10:00- Discuss the theme for next day/Bid bye- byes</p> <p><b>Google Meets Link-</b> <a href="#">Chat with Miss Ash here</a></p> <p><b>Shared Book: Monster's Lunch</b></p> <p style="text-align: center;"><b>Activities on Google Meet</b></p> <table border="1" style="width: 100%; border-collapse: collapse; margin-top: 10px;"> <thead> <tr> <th style="width: 20%;">Monday</th> <th style="width: 20%;">Tuesday</th> <th style="width: 20%;">Wednesday</th> <th style="width: 20%;">Thursday</th> <th style="width: 20%;">Friday</th> </tr> </thead> <tbody> <tr> <td style="text-align: center;">ANZAC Day Holiday</td> <td style="text-align: center;"> <b>Teacher only day, Miss Ash will be on google meet only and will be <u>unavailable</u> for the rest of the day</b> </td> <td style="text-align: center;">           Breakfast /morning tea            Activity will be announced            during Live Session         </td> <td style="text-align: center;">           Activity will be announced            during Live Session         </td> <td style="text-align: center;">           Dress Up Day as a            monster         </td> </tr> </tbody> </table>					Monday	Tuesday	Wednesday	Thursday	Friday	ANZAC Day Holiday	<b>Teacher only day, Miss Ash will be on google meet only and will be <u>unavailable</u> for the rest of the day</b>	Breakfast /morning tea Activity will be announced during Live Session	Activity will be announced during Live Session	Dress Up Day as a monster
Monday	Tuesday	Wednesday	Thursday	Friday											
ANZAC Day Holiday	<b>Teacher only day, Miss Ash will be on google meet only and will be <u>unavailable</u> for the rest of the day</b>	Breakfast /morning tea Activity will be announced during Live Session	Activity will be announced during Live Session	Dress Up Day as a monster											
	<p>Get pumped up for the day:</p> <ul style="list-style-type: none"> <li>-Morning walk</li> <li>-Family exercise</li> <li>-Cosmic kids yoga</li> <li>- <a href="#">Move it, active songs!</a></li> </ul>														

Check our blog! [Room 20 Class Blog](#)

10:00-11:00  
am

[Date and Weather](#)- Click the link and add the date and weather for the specific day  
[Days of the Week](#)! Children know this song already from school. Sing along!

PUBLIC  
HOLIDAY

PUBLIC  
HOLIDAY

PUBLIC  
HOLIDAY

**Learning at Home-**  
[Daily Routines](#)-  
Choose some songs  
and SING ALONG!

**Learn:** Blend of the  
day- "[pr](#)".

Watch this video to  
practice "[pr](#)" [sound](#).

**Create: (Depending  
on ability)**  
-Find things around  
the house that start  
with "pr" just like  
Geraldine.

-Draw 4 pictures  
starting with "pr",  
colour them in.

-Browse newspapers  
and magazines to find  
pictures that begin  
with "fr" and make a  
collage!

-Configure all the "pr"  
words. If you don't  
have a printer, use a

**Learning at Home-**  
[Daily Routines](#)- Choose  
some songs and SING  
ALONG!

**Learn:** Letter of the  
Day- "[Mm](#)".

Listen to [Phonics Song](#)  
and do the actions!

**Create: (Depending on  
ability)**  
-Find things around the  
house that start with  
Mm just like [Geraldine](#).

-Draw 4 pictures  
starting with Mm, colour  
them in.

-Arrange all the "m"  
words in alphabetical  
order, if you do not  
have access to a printer  
, you can use a  
paper/pencil/pen and  
arrange them in a list.  
Access the worksheet  
here:

[Order in Court](#)

**Learning at Home-**  
[Daily Routines](#)- Choose  
some songs and SING  
ALONG!

**Learn:** Blend of the  
Day- "[tr](#)".

Watch this video to  
practice "[tr](#)" [sound](#).

**Create: (Depending on  
ability)**  
-Find things around the  
house that start with  
"tr" just like [Geraldine](#).

-Draw 4 pictures  
starting with "tr", colour  
them in.

-Browse newspapers and  
magazines to find  
pictures that begin with  
"tr" and make a collage!

-Configure all the "tr"  
words. If you don't have  
a printer, use a  
pen/pencil/paper and  
copy from the screen.  
Access the worksheet  
here:

**Learning at Home-**  
[Daily Routines](#)- Choose  
some songs and SING  
ALONG!

**Learn:** Letter of the  
Day- "[Nn](#)".

Listen to [Phonics Song](#)  
and do the actions!

**Create: (Depending on  
ability)**  
-Find things around the  
house that start with Nn  
just like [Geraldine](#).

-Draw 4 pictures starting  
with Nn, colour them in.

-Arrange all the "n"  
words in alphabetical  
order, if you do not have  
access to a printer , you  
can use a  
paper/pencil/pen and  
arrange them in a list.  
Access the worksheet  
here:

[Order in Court](#)

# PUBLIC HOLIDAY

# PUBLIC HOLIDAY

pen/pencil/paper and copy from the screen. Access the worksheet here:

## Configuration Station

- Practice through Blends Poem.

- Some more worksheets for the blend "pr".

**Share** this with your whanau/family and teacher- email [a.ram@papakuracentral.school.nz](mailto:a.ram@papakuracentral.school.nz) them a picture/blurb/photograph and we will share it on the class blog.

**Share** this with your whanau/family and teacher- email [a.ram@papakuracentral.school.nz](mailto:a.ram@papakuracentral.school.nz) them a picture/blurb/photograph and we will share it on the class blog.

## Configuration Station

- Practice through Blends Poem.

**Share** this with your whanau/family and teacher- email [a.ram@papakuracentral.school.nz](mailto:a.ram@papakuracentral.school.nz) them a

picture/blurb/photograph and we will share it on the class blog.

**Share** this with your whanau/family and teacher- email [a.ram@papakuracentral.school.nz](mailto:a.ram@papakuracentral.school.nz) them a picture/blurb/photograph and we will share it on the class blog.

Poem of the Week!  
**Learn:** Up up up!

Listen to the poem and join in as best you can!

**Create:** Think of a place you would like to go if you had a hot air balloon and draw it or write about it? Is there more than one place you would like to visit? Who would you go with?

**Share** this with your whanau/family and teacher- email them a picture/blurb/photograph and we will share it on the class blog.

11:00-11:30

Starting from **Wednesday** we have Story Time with Mrs. Corbett- Use this link to participate [Mrs Corbett](#)

Wednesday- will read the Dawn Parade big book and discuss how to make a Poppy/medal

Thursday- share your bear/soft toy wearing the poppy/medal you have made. Read story Anzac Ted.

Friday- Hi look forward to seeing you with your oldest toy from when you were little and a story to follow

Letter formation and handwriting

11:45- 12:00

PUBLIC  
HOLIDAY

PUBLIC  
HOLIDAY

PUBLIC  
HOLIDAY

Focus:  
Blend "pr"

How many words can you think of beginning with "pr"?

Can you say them all in 1 minute to a grown up?


Write the blend on a paper/with chalk/colouring pencils

Focus:  
Letter Mm

Can you make the letter Mm with something around the house?  
Playdough? Toys?  
String?

-Write Mm in the air or with strings or any objects you can find around yourself.

Example:



Focus:  
Blend "tr"

How many words can you think of beginning with "tr"?

Can you say them all in 1 minute to a grown up?

Write the blend on a paper/with chalk/colouring pencils

Focus:  
Letter Nn

Can you make the letter Nn with something around the house?  
Playdough? Toys? String?

-Write Nn in the air or with strings or any objects you can find around yourself.

Example:



Prepare for Shared Book Activity for Google Meets for next day.

[Sunshine Classics](#)- choose 2-3 books to read and complete the follow up activities.

New Learning-Depending on ability:

- Look at the pictures to guess unknown words.
- Recognise the beginning of a new word and get your mouth ready to say the sound.
- Notice the ending of words like play, playing and played.
- Discuss characters and setting of the story.

**Remember to**-Depending on ability:

- Look at the pictures, think about it, say it out loud.
- Point to the first letter to recognise the sound.
- Stretch unknown words to recognise all the sounds.

11:40-12:00

**Creative Time**- Legos, letter of the day craft, magnatiles, drawing, crafting, play music, cook or bake etc..

[Learning Activities](#)

[Home activity ideas](#)

## LUNCH 12:00-12:30

12:30-12:45

[Storyline Online](#)

Choose an online story to listen to and read along!

12:45-1:15  
pm

**Narrative Story Writing** - these are stories about things that have happened to you in real life.

Draw a detailed picture plan of what you are writing about each day

[Year 1 writing -Line drawing strategy](#)

[Year 2 writing-beginning, middle, end](#)

**Writing** - Choose the most exciting part of your day and draw a picture about it. Write a sentence about your picture for your story! Use crayons, pencils, paper.

**Topic Ideas/Writing Prompt:** [Writing for Year 1 and 2](#) (Click on link for writing prompts and ideas)

Here is an example of what your writing may look like:

Start by drawing a picture of a time you went to the beach with your family

Next: Write about something you did there (played cricket on the beach):

Then: write about what happened? Did you get 6 runs? Did you get caught out?

One fact about the beach or cricket game?  
Another fact about the beach or cricket game?  
On this day at the beach we ate....?

**Circle the remember to's you used today in your writing:**

I used capital letters correctly, I used finger spacings in my sentences, I used a full stop at the end of my sentence, I re-read my sentences to make sure it makes sense, Make picture plan matches my sentences, I used spelling strategies (for example: stretching the word, sounding out the word)

**Narrative Writing Templates/Planners:**

<https://www.twinkl.co.nz/resource/roi2-e-2751-narrative-story-planning-template>

<https://www.twinkl.co.nz/resource/us2-e-68-narrative-organizer-writing-activity-sheet>

**Year 1's Templates:**

<https://www.twinkl.co.nz/resource/t-l-1953-story-map-worksheets-pack>

<https://www.twinkl.co.nz/resource/t2-e-089-simple-story-planning-frame>

**Year 2's Templates:**

<https://www.twinkl.co.nz/resource/t-l-1985-beginning-middle-end-story-planning-template>

<https://www.twinkl.co.nz/resource/t2-e-2580-features-of-writing-genres-checklist-pack>


<https://www.twinkl.co.nz/resource/t-t-2546586-woodland-adventure-story-writing-prompt-cards>

**Writing - New Learning-Depending on ability:**

- Sound out the word to help you spell it.
- Beginning sound: the first sound or sounds in a word
- Middle sound: the sound or sounds in the middle of the word
- Ending sound: the last sound or sounds in a word
- Discuss the characters and setting of the story.
- Was there a problem? Who caused the problem? How was it resolved? Who helped?

## Remember to - Depending on ability:

- Look at your picture plan/s, think about it, say it out loud.
- Get an adult or buddy to help you jot down the main ideas/points
- Sound out the letters in your unknown word - point to the first letter on the alphabet card or use the sounds to find the letter on the alphabet card
- Stretch unknown words to recognise all the sounds: ssss kkk aaaa tttt eee (skate)
- Write your sight words from your home links (home work) books to practice spellings.
- Use the alphabet/blend card if needed to support your writing





- Or try this app [Draw and Tell!](#) Children can draw or colour, then record their voice to talk about their drawing.
- [Activity Ideas](#) - choose a different activity to complete each day. Share a photo or video with your classroom teacher so they can share on the blog!

1:15-1:30

Brain Break! [We like to move it, move it!](#)  
Choose 1-2 songs to follow along to!

1:30-2:00

### Maths

Login into [Matific](#) to complete specific tasks that your teacher has assigned to you.

### PUBLIC HOLIDAY

**Focus:** depending on ability  
Count forwards and backwards (0-100, 0-dependence on ability). Skip count in 2s, 5s and 10s, 3's and 4's.  
Use a [Number Line](#) to assist

**Focus:** depending on ability  
Count forwards and backwards (0-100, 0-dependence on ability). Skip count in 2s, 5s and 10s, 3's and 4's.  
Use a [Number Line](#) to assist

**Focus:** depending on ability  
Count forwards and backwards (0-100, 0-dependence on ability). Skip count in 2s, 5s and 10s, 3's and 4's.  
Use a [Number Line](#) to assist

**Focus: Sides and Corners of a shape**  
[Sides and corners](#)

**Dot Talk:** [Apples](#)

**Task:** Look for 5 different shapes in your house and list how many




**Dot Talk: Trucks**

**Task: Tens and Ones**

See the video and complete this:

[Tens and ones worksheet](#)

Or



**Challenge:** Can you identify all the tens and ones in each set.

**Share** this with your whanau/family and teacher- email them a picture/blurb/photograph and we will share to the class blog.

Try these challenges: [Subtraction challenge](#)

**Dot Talk: Apples**

**Task: Tens and Ones**

See the video and write all the how many tens and ones are in the numbers:

25, 43, 62, 9, 87, 70

**Challenge:** Can you identify all the tens and ones in each set of numbers correctly

**Share** this with your whanau/family and teacher- email them a picture/blurb/photograph and we will share to the class blog.

Try these challenges: [Subtraction challenge](#)

**Dot Talk: Trucks**

**Task:** Complete the first task and try the next one if you can

1. I have 14 chocolates and I want to put them in equal groups. What might this look like?
2. I have 32 chocolates and I want to put them in equal groups. What might this look like?

**Challenge:** Can you share things equally?

**Share** this with your whanau/family and teacher- email them a picture/blurb/photograph and we will share to the class blog.

Try these challenges: [Subtraction challenge](#)

corners or vertices and sides each shape has.

**Challenge:** Can you differentiate between sides and corners?

**Share** this with your whanau/family and teacher- email them a picture/blurb/photograph and we will share to the class blog.

Try these challenges: [Subtraction challenge](#)

1. s, a, t, i, p, n
2. c k, e, h, r, m, d
3. g, o, u, l, f, b
4. ai, j, oa, ie, ee, or
5. z, w, ng, v, oo, oo
6. y, x, ch, sh, th, th
7. qu, ou, oi, ue, er, ar