


**Dinner Menu Planning!**  
**February 27, 2020 (Updated 1/24/26)**  
**Compiled & Created by April Jackson**



## **What Is Dinner, Really?**

Dinner is the final main meal of the day, and its purpose is different from breakfast and lunch. Dinner is about winding down, reconnecting, and nourishing the body after a long day.

Unlike earlier meals, dinner doesn't need to provide quick energy. Instead, it should help the body recover, refuel, and prepare for rest. A good dinner feels comforting and satisfying — not heavy or overwhelming.

Think of dinner as a soft landing, not a sprint.

## **Dinner Is Nourishment — Not Overload**

After a full day, it's easy to lean toward oversized portions or repetitive comfort meals. But dinner works best when it's:

- Filling but balanced
- Comforting, not exhausting
- Intentional, not rushed

A well-planned dinner helps:

- Restore energy and nutrients
- Support relaxation and sleep
- Encourage family connection
- Reduce late-night snacking

Dinner is often the one meal where families come together — making it about more than just food.

## **When Dinner Gets Boring**

Night after night. Dinner after dinner.  
Eventually, it starts to feel... old.

Cooking the same meals on repeat can lead to burnout and frustration. To bring variety back without turning dinner into a chore, I started adding purposeful creativity.

That looked like:

- Serving different foods throughout the week
- Creating or following recipes tied to events, celebrations, and holidays
- Rotating meals so dinner stayed familiar, but not repetitive

The goal wasn't complexity — it was sustainability.

### **Why I Use Dinner Theme Nights**

To keep dinner planning manageable, I implemented theme nights.

Theme nights allow me to build menus around an idea, which instantly narrows down the infinite amount of dinner meals available and makes planning faster and less stressful.

Examples might include:

- Comfort food nights
- International or cultural meals
- Holiday-inspired dinners
- Quick family favorites nights

With themes in place, dinner planning becomes simpler and more enjoyable.

### **Planning Dinner with a Menu Board**

A DIY dinner menu board takes the pressure off nightly decisions. Instead of wondering “What’s for dinner?”, the plan is already made.

A dinner menu board helps:

- Reduce evening decision fatigue
- Balance variety with routine
- Make grocery shopping easier
- Create calmer evenings

To help stay organized, I use a Dinner Menu Plan List that makes it easy to:

- Plan theme nights
- Rotate meals
- Coordinate dinners with events and holidays

👉 Check out the [Dinner Menu Plan List](#) to help organize and plan your own dinner routine.

### **Dinner Sets the Tone for the Evening**

Dinner isn't just about ending the day — it's about how you end it.

With a little planning and creativity, dinner can feel calm, comforting, and intentional instead of stressful and repetitive. A themed dinner menu board helps bring structure and ease to busy evenings while still leaving room for fun and flexibility.

Comfort.

Connection.

Better nights.

### **Instructions**

- ❖ **CAUTION:** Laminators and hot glue guns are hot! Be careful when using either one.
- ❖ You will need to print, laminate, and cut out the Dinner Menu Theme Cards and Labels. Make sure to cut the menu cards down to fit into the [self adhesive clear label pockets](#). It was time consuming, but I found it best to cut everything out by hand with scissors.
- ❖ The whiteboard you can purchase from Dollar Tree or Wal-Mart. You will need to either tape or hot glue magnets to the back if it does not come with magnets on the back.
- ❖ You will get a piece of fabric, which you can get at Wal-Mart already pre-cut to hot glue onto the whiteboard.
- ❖ You will need to get [self adhesive clear label pockets](#) to stick onto the meal board. Next, you will hot glue (using a small dot of hot glue) the menu label and days. Allow everything to dry and cool down overnight then your board is ready

to use! You can use a dry erase marker to write on the back of each card what recipe you will be using for that day as a reminder! Hope this helps!

### **Breakfast Themes**

1.	BBQ Night
2.	Beef Night
3.	Breakfast for Dinner Night
4.	Burger Night
5.	Casserole Night
6.	Chicken Night
7.	Chili Night
8.	Eat Out Night
9.	Fried Night
10.	Game Night
11.	Grill Night
12.	Hot Dog Bar Night
13.	Instant Pot Night
14.	Kid's Choice Night
15.	Leftovers Night
16.	Mac N' Cheese Night
17.	Meatless Night
18.	Meatloaf Night
19.	Movie Night
20.	Nachos Night
21.	Pasta Night
22.	Pizza Night
23.	Pork Chop Night

24.	Pork Night
25.	Potato Bar Night
26.	Rice Night
27.	Salad Night
28.	Seafood Night
29.	Sloppy Joe's Night
30.	Slow Cooker Night
31.	Smoked Sausage Night
32.	Soup & Sandwich Night
33.	Steak Night
34.	Stir Fry Night
35.	Surprise Night
36.	Taco Night
37.	Chinese Night
38.	Hawaiian Night
39.	Indian Night
40.	Japanese Night
41.	Mediterranean Night
42.	Mexican Night
43.	Soul Food Sunday Night!
44.	Super Bowl Celebration Night!
45.	Valentine's Day Celebration Night!
46.	Mardi Gras Celebration Night!
47.	St. Patrick's Day Celebration Night!
48.	Easter Celebration Night!
49.	Cinco De Mayo Celebration Night!
50.	Anniversary Celebration Night!

- |     |                                 |
|-----|---------------------------------|
| 51. | Mother's Day Celebration Night! |
| 52. | Father's Day Celebration Night! |
| 53. | 4th of July Celebration Night!  |
| 54. | Labor Day Celebration Night!    |
| 55. | Halloween Celebration Night!    |
| 56. | Thanksgiving Celebration Night! |
| 57. | Christmas Celebration Night!    |
| 58. | New Year Celebration Night!     |
| 59. | Birthday Celebration Night!     |
| 60. | Memorial Day Celebration Night! |

# Dinner Meal Theme Cards

<p><b>Kid's Choice Night</b></p> 	<p><b>Eat Out Night</b></p> 	<p><b>Eat Out Night</b></p> 
<p><b>Game Night</b></p> 	<p><b>Game Night</b></p> 	<p><b>Game Night</b></p> 
<p><b>Instant Pot Night</b></p> 	<p><b>Instant Pot Night</b></p> 	<p><b>Instant Pot Night</b></p> 
<p><b>Surprise Night!</b></p> 	<p><b>Surprise Night!</b></p> 	<p><b>Surprise Night!</b></p> 

**Breakfast for  
Dinner Night**



**Potato Bar  
Night**



**Soup &  
Sandwich Night**



**Salad  
Night**



**Meatless  
Night**



**Mac N' Cheese  
Night**



**Chili  
Night**



**Casserole  
Night**



**Slow Cooker  
Night**



**Fried Night**



**Seafood Night**



**Chicken Night**



**Burger Night**



**Smoked Sausage Night**



**Pork Chop Night**



**Meatloaf Night**



**Steak Night**



**Chinese Night**



**Indian Night**



**Mediterranean Night**



**Mexican Night**



**Hawaiian Night**



**Japanese Night**



**Stir Fry Night**



**Taco Night**



**Grill Night**



**BBQ Night**



**Hot Dog Bar Night**



**Pizza Night**



**Nachos Night**



**Pasta Night**



**Sloppy Joe's Night**



**Rice Night**




**Pork Night**




**Beef Night**




**Movie Night**




**Movie Night**



**Movie Night**



**Movie Night**



**Leftovers Night**



**Leftovers Night**



**Leftovers Night**



**Super Bowl  
Celebration Night!**




**Valentine's Day  
Celebration Night!**



**St. Patrick's Day  
Celebration Night!**



**Easter  
Celebration Night!**



**Cinco De Mayo  
Celebration Night!**



**Anniversary  
Celebration Night!**



**Mother's Day  
Celebration Night!**



**Father's Day  
Celebration Night!**



**4th of July  
Celebration Night!**



**Labor Day  
Celebration Night!**



**Halloween  
Celebration Night!**



**Thanksgiving  
Celebration Night!**



**Christmas  
Celebration Night!**



**New Year  
Celebration Night!**



**Birthday  
Celebration Night!**



**Memorial Day  
Celebration Night!**



**Mardi Gras  
Celebration Night!**



**Soul Food Sunday  
Night!**



Dinner Menu Theme Labels

# Dinner Menu

**Monday**

**Tuesday**

Wednesday

**Thursday**

**Friday**

**Saturday**

**Sunday**

