










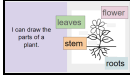


UTK Unit 1 We Are Scientists!

Lesson 12

 Phenomenon: Plants are made up of parts that help them live and grow.	 Question to Investigate: How do the parts of plants help it to live and grow?	 Lesson Objective: Students draw and label a picture of a plant to develop a deeper understanding of the parts of a plant.
<div style="display: flex; justify-content: space-between; align-items: center;">  Success Criteria: I can draw the parts of a plant.  </div>		

Launch	
	<p>Let's sing our song <i>Are you Living and Everything Grows</i> by Raffi to get ready for our thinking about science. Are You Living? by Laura Purdie Salas (unit song)</p>
	<p>In our last lesson, we discover that plants are living things. They grow, they drink, they move, and they reproduce.</p> <p>To get our brains thinking about living things and plants, you are going to use Lego Duplos to build a model of a plant. Plants come in all shapes and sizes. You will only have 5 minutes to build your model, bring your model to the rug when you are finished. Ready to build?</p>
	<p>Bring your Lego model of a plant to the rug. Turn and Talk: What parts of the plant does your model show?</p>
	<div style="border: 1px solid black; padding: 10px; margin: 10px 0;"> <p>Note: This is a long book and may take several sessions to complete. For this lesson, read pages 1-11.</p> </div> <p>Let's read this new book entitled, <i>Plants are Living Things</i>, by Bobbie Kalman to find out how the parts of plants help it to live and grow.</p>
	<p>Let's stop here on page 10 and 11. The author says that most plants have roots, stems and leaves - let's see if we can find them on a plant.</p> <p>How do the roots help the plant? How does the stem help the plant? How do the leaves help the plant? How does the flower help the plant?</p>
Explore	
	<p>What parts of the plant do you see in this picture? (flower, leaves, stem, roots) How do the parts help the plant live and grow? Allow time for students to discuss each part of the plant and how it helps the plant.</p>



We are going to draw a picture of a plant to help us develop a deeper understanding of the parts of a plant. You will need to label the parts of the plant that you draw. What parts do you need to include in your drawing? (flower, stem, leaves, and roots)
Let's explore how to draw and label a plant.

Note: Students can complete a directed drawing of a plant, draw their own, or use other art materials to create a plant.

Reflect



Turn and Talk: **How do the parts of the plant help it live and grow?**