



Cardboard Table Top Games Guide

Tier 1: Boardgame

Guides	Project Materials	Examples	Additional Info
DIY Board Games Board Game Ideas 8 Amazing Board Game ideas DIY Board Games at Home	Materials To Have Ready: <ul style="list-style-type: none"> <input type="checkbox"/> Cardboard <input type="checkbox"/> Coloring Utensils <input type="checkbox"/> Cutting Tools <input type="checkbox"/> Misc. Pieces (i.e dice) <input type="checkbox"/> Paper <input type="checkbox"/> Tape/ Glue <input type="checkbox"/> Measuring Tool 		<p>Invent a new game or augment one of your favorite games to create more bonding moments with your friends and family.</p>



Tier 2: Maze Game

Guides	Project Materials	Examples	Additional Info
DIY Cardboard maze game (video) DIY Maze Game (video) DIY Simple Maze Game (video)	Materials To Have Ready: <ul style="list-style-type: none"> <input type="checkbox"/> Cardboard <input type="checkbox"/> Coloring Utensils <input type="checkbox"/> Cutting Tools <input type="checkbox"/> Tape/ Glue <input type="checkbox"/> Measuring Tool <input type="checkbox"/> Small ball or marble 		<p>This a simple and fun game where you have to guide a small marble through a course with pitfalls and barriers.</p>

Tier 3: Mini Basketball

Guides	Project Materials	Examples	Additional Info
DIY Basketball Game DIY Mini Basketball (video) DIY Mini Basketball 2-players (video) DIY Mini Basketball Game (video)	Materials To Have Ready: <ul style="list-style-type: none"> <input type="checkbox"/> Cardboard <input type="checkbox"/> Coloring Utensils <input type="checkbox"/> Cutting Tools <input type="checkbox"/> Elastic Bands <input type="checkbox"/> Paper <input type="checkbox"/> Tape/ Glue <input type="checkbox"/> Measuring Tool <input type="checkbox"/> Popsicle Sticks 		<p>This game can be played solo or with another player. You are creating a mini launcher to shoot ping pong balls into a small hoop. A wide variety of materials can be used</p>

Tier 4: Arcade Game

Guides	Project Materials	Examples	Additional Info
DIY Mini Pinball Game (video) DIY Shooting Game (video) 10 Amazing Cardboard Games (video) DIY Skee Ball Game (video)	Materials To Have Ready: <ul style="list-style-type: none"> <input type="checkbox"/> Cardboard <input type="checkbox"/> Coloring Utensils <input type="checkbox"/> Cutting Tools <input type="checkbox"/> Elastic Bands/String <input type="checkbox"/> Paper <input type="checkbox"/> Tape/ Glue <input type="checkbox"/> Measuring Tool <input type="checkbox"/> Popsicle Sticks 		<p>There are countless possibilities with these. You can make a pinball game, skeeball, shooter game, whack-a-mole and many other classic games.</p>
Tier 5: Pucket Game			
Guides	Project Materials	Examples	Additional Info
DIY Pucket Game DIY Pucket Game (video) Another DIY Pucket Game (video) DIY Pucket Game (video) Simple DIY Pucket Game	Materials To Have Ready: <ul style="list-style-type: none"> <input type="checkbox"/> Cardboard <input type="checkbox"/> Cutting Tool <input type="checkbox"/> Glue <input type="checkbox"/> Color Markers <input type="checkbox"/> Paper (for designs) <input type="checkbox"/> Rubber Bands <input type="checkbox"/> Measuring Tool <input type="checkbox"/> Tape <input type="checkbox"/> Circle drawing tool 		<p>This is a 2 player game where each player is trying to shoot their pucks on to the other player's side of the board. The first player to shoot all their pucks to the other side wins. Fun for most ages.</p>

Additional Resources/Supplies

We encourage you to seek out ideas of your own as well. Some great resources are:

- Youtube
- Pinterest
- Instructables
- Make

If you don't have these materials already, you can potentially pick up materials you need from stores like Dollar Store, Target, or any other Grocery Store. Feel free to think creatively about alternatives!