

































# RHYTHM - INSTRUCTIONS

- Remind students what notes and rests are
- Quick review of note and rest types/lengths (flashcards)
- Explain to students that music is made when you put sounds and silences (notes and rests) into different patterns, or rhythms
- Starting with rhythm sheet 1, have the kids start trying the rhythms with your assistance
  - Use the images to direct the kids to each rhythm
- Tell kids each rhythm will be 3 measures long & remind them, for us each measure has 4 beats
  - So each rhythm will be 12 beats long
- For each note, tell the kids to clap or hum
- For each rest, tell the kids to say “shh”
- You will need to count out the 1 2 3 4 counts -- the kids can join you in the counting
- Demonstrate each rhythm before asking them to do it with you

















# RHYTHM SHEET 1

<p><b>Rhythm 1</b></p> 			
	<p>1 2 3 4</p>	<p>1 2 3 4</p>	<p>1 2 3 4</p>
<p><b>Rhythm 2</b></p> 			
	<p>1 2 3 4</p>	<p>1 2 3 4</p>	<p>1 2 3 4</p>
<p><b>Rhythm 3</b></p> 			
	<p>1 2 3 4</p>	<p>1 2 3 4</p>	<p>1 2 3 4</p>
<p><b>Rhythm 4</b></p> 			
	<p>1 2 3 4</p>	<p>1 2 3 4</p>	<p>1 2 3 4</p>

















# RHYTHM SHEET 2

<p><b>Rhythm 1</b></p> 			
	<p>1 2 3 + 4</p>	<p>1 2 3 4</p>	<p>1 2 3 + 4</p>
<p><b>Rhythm 2</b></p> 			
	<p>1 2 3 4</p>	<p>1 2 3 4</p>	<p>1 2 3 4 +</p>
<p><b>Rhythm 3</b></p> 			
	<p>1 2 3 4 +</p>	<p>1 2 3 + 4</p>	<p>1 2 3 4</p>
<p><b>Rhythm 4</b></p> 			
	<p>1 2 3 4</p>	<p>1 + 2 + 3 4</p>	<p>1 2 3 4</p>

# RHYTHM SHEET 3

<b>Rhythm 1</b> 			
	1    2    3    4	1    2    3    4	1    2    3    4
<b>Rhythm 2</b> 			
	1    2    3    4	1    2    3    4	1    2    3    4
<b>Rhythm 3</b> 			
	1    2    3    4	1    2    3    4	1    2    3    4
<b>Rhythm 4</b> 			
	1    2    3    4	1    2    3    4	1    2    3    4

# RHYTHM SHEET 4

<b>Rhythm 1</b> 			
	1 2 3 + 4	1 2 3 4	1 2 3 + 4
<b>Rhythm 2</b> 			
	1 2 3 4	1 2 3 4	1 2 3 4 +
<b>Rhythm 3</b> 			
	1 2 3 4 +	1 2 3 + 4	1 2 3 4
<b>Rhythm 4</b> 			
	1 2 3 4	1 + 2 3 4	1 2 3 4