

SECTION A: Listening



PHONICS



You will hear the 11 Spanish words listed below. You will hear each word twice. Complete the spelling of each word by filling in the missing letters.

Each dash _ represents one missing letter.

For some of the words you hear, there may be more than one way of spelling them. Just write any one possible spelling for each word.

You won't know these words because they are very rare. Don't worry – just do your best!

1	_ nejar (anejar)	4	_ _ ló (caló)	9	_ _ nga (ganga)
2	_ nqu_ (enqué)	6	_ _ ra (cera)	10	_ _ zque (gozque)
3	_ napto (inapto)	7	_ _ sma (cisma)	11	_ _ la (gula)
4	_ _ oro (lloro)	8	_ _ _ món (quemón)		





VOCABULARY: meanings











You will hear four Spanish words. Put a **tick (✓)** under the **picture** that best matches what you hear.

You will hear each Spanish word **twice**.

1	Transcript = <i>ciencia</i>			
	[]	[]	[]	[]

2				
	Transcript = <i>una camisa</i>			
	<input type="checkbox"/>	<input type="checkbox"/>	<input type="checkbox"/>	<input type="checkbox"/>

3				
	Transcript = <i>una puerta</i>			
	<input type="checkbox"/>	<input type="checkbox"/>	<input type="checkbox"/>	<input type="checkbox"/>

4				
	Transcript = <i>un periódico</i>			
	<input type="checkbox"/>	<input type="checkbox"/>	<input type="checkbox"/>	<input type="checkbox"/>



VOCABULARY: meanings cont.

You will hear four Spanish words. Put a **tick (✓)** under the **English word or words** that best matches what you hear.

You will hear each Spanish word **twice**.

1.	Transcript = <i>tonto</i>			
	nervous	silly	serious	strange
	<input type="checkbox"/>	<input type="checkbox"/>	<input type="checkbox"/>	<input type="checkbox"/>
2.	Transcript = <i>necesitar</i>			
	to use	to need	to buy	to wear
	<input type="checkbox"/>	<input type="checkbox"/>	<input type="checkbox"/>	<input type="checkbox"/>

	<input type="checkbox"/>	<input type="checkbox"/>	<input type="checkbox"/>	<input type="checkbox"/>
3.	Transcript = <i>guapo</i>			
	tall	nice	short	good looking
	<input type="checkbox"/>	<input type="checkbox"/>	<input type="checkbox"/>	<input type="checkbox"/>
4.	Transcript = <i>hasta luego</i>			
	see you later	thank you	hello	you're welcome
	<input type="checkbox"/>	<input type="checkbox"/>	<input type="checkbox"/>	<input type="checkbox"/>

VOCABULARY: categories

Here are five English categories. You will hear the categories read out to you. Then, you will **hear** four words in Spanish. **Put a tick (✓)** under the word (A, B, C or D) which is a good example of the category.

You will hear each set of Spanish words **twice**.

		A	B	C	D
1	Something you would read	<input type="checkbox"/>	<input type="checkbox"/>	<input type="checkbox"/>	<input type="checkbox"/>

(Transcript = *una botella* / **una revisita** / *una cámara* / *un color*)

		A	B	C	D
2	A mode of transport	<input type="checkbox"/>	<input type="checkbox"/>	<input type="checkbox"/>	<input type="checkbox"/>

(Transcript = *un libro* / *una tarea* / *una moneda* / **una bicicleta**)

		A	B	C	D
3	Something you would do with an item of clothing	<input type="checkbox"/>	<input type="checkbox"/>	<input type="checkbox"/>	<input type="checkbox"/>

(Transcript = **llevar** / *ser* / *estar* / *escuchar*)

		A	B	C	D
4	An item of furniture	<input type="checkbox"/>	<input type="checkbox"/>	<input type="checkbox"/>	<input type="checkbox"/>

(Transcript = **una cama** / *un bolígrafo* / *un producto* / *un amigo*)

		A	B	C	D
5	Something you would write on	<input type="checkbox"/>	<input type="checkbox"/>	<input type="checkbox"/>	<input type="checkbox"/>

(Transcript = *una planta* / *una pregunta* / *un papel* / *un gato*)



GRAMMAR: articles

You will hear four sentences. The **final word** is missing in each sentence. **Put a tick (✓)** next to the **noun that** completes the sentence.

You will hear each Spanish sentence **twice**.

- | | | | |
|----|-------------------------------------|-------------------------------------|--|
| 1. | <input type="checkbox"/> señores | <input type="checkbox"/> señoras | (Transcript = <i>Aquí hay unas...</i>) |
| 2. | <input type="checkbox"/> opción | <input type="checkbox"/> número | (Transcript = <i>Por favor, marca una...</i>) |
| 3. | <input type="checkbox"/> directoras | <input type="checkbox"/> directores | (Transcript = <i>Allí hay unos...</i>) |
| 4. | <input type="checkbox"/> clase | <input type="checkbox"/> plan | (Transcript = <i>Tienes un...?</i>) |

GRAMMAR: intonation questions vs. statements



You will hear three sentences in Spanish. Decide whether each sentence is a STATEMENT or a QUESTION. Put a **tick (✓)** next to your answer.

You will hear each sentence **twice**.

- | | | | |
|---|------------------------------------|-----------------------------------|---|
| 1 | <input type="checkbox"/> STATEMENT | <input type="checkbox"/> QUESTION | (Transcript = <i>¿Estás nerviosa?</i>) |
| 2 | <input type="checkbox"/> STATEMENT | <input type="checkbox"/> QUESTION | (Transcript = <i>Soy bajo.</i>) |
| 3 | <input type="checkbox"/> STATEMENT | <input type="checkbox"/> QUESTION | (Transcript = <i>¿Necesita ayuda?</i>) |

GRAMMAR: verb forms



You will hear three Spanish sentences.

Put a **tick (✓)** next to **the person** that the sentence is about.

You will hear each Spanish sentence **twice**.

1.	(Transcript = <i>llegas temprano</i>)	I <input type="checkbox"/>	you <input type="checkbox"/>	he/she <input type="checkbox"/>
2.	(Transcript = <i>uso un bolígrafo</i>)	I <input type="checkbox"/>	you <input type="checkbox"/>	he/she <input type="checkbox"/>
3.	(Transcript = <i>camina mucho</i>)	I <input type="checkbox"/>	you <input type="checkbox"/>	he/she <input type="checkbox"/>

SECTION B: Reading



VOCABULARY: meanings

Translate the underlined Spanish words to complete the English sentence.

- 1. Está en Inglaterra. He is in _____ . (write **one** word)
- 2. Soy muy alta. I am _____ tall. (write **one** word)
- 3. Un libro es nuevo. A book is _____ . (write **one** word)
- 4. Rafa tiene mucho. Rafa _____ a lot. (write **one** word)
- 5. ¿Quién es? _____ is it? (write **one** word)

VOCABULARY: collocation



Circle the two different words in the column **on the right** that can fill the gap to make sensible Spanish sentences.

	Sentence	Choices (circle two)
1	Escuchar en clase es _____.	falso / importante / verdadero / bueno / seguro / famoso
2	Baila en _____.	una casa / un producto / una palabra / una frase / un barco / una flor
3	_____ con una autora.	tiene / lleva / habla / usa / lee / necesita

GRAMMAR: verb forms



Read the sentences.

Put a tick (✓) next to **the person** the sentence is about.

1	I	you (singular)	he/she	Eres rica.
2	I	you (singular)	he/she	Está blanco.
3	I	you (singular)	he/she	Tengo una bolsa.
4	I	you (singular)	he/she	Es alta.
5	I	you (singular)	he /she	Estoy en España.



GRAMMAR: articles

	Compras una	<input type="checkbox"/> revisitas.
--	-------------	-------------------------------------

1.		<input type="checkbox"/> planta.
2.	Bailo con unos	<input type="checkbox"/> profesores.
		<input type="checkbox"/> autor.

Tick (✓)
the **noun**
that

completes the sentence.

GRAMMAR: permanent vs. temporary state



Put a tick (✓) next to the correct English meaning.

1. Estás tranquila. You are calm (now). You are calm (in general).
2. Es rara. She is strange (now). She is strange (in general).

SECTION C: Writing



VOCABULARY: meanings



Translate the underlined English words to complete the Spanish sentence.

1. A glass is on the table. _____ está en la mesa. (write **two** words)
2. Here I am. _____ estoy. (write **one** word)
3. He has six groups. Tiene _____ grupos. (write **one** word)
4. Where are you? ¿ _____ estás? (write **one** word)
5. I need a letter. Necesito _____ . (write **two** words)

VOCABULARY: meanings



Translate the **English words in brackets** to complete the Spanish sentence.

1. Estudia arte _____. (**also**) (write **one** word)
2. Tengo _____ pequeña. (**a house**) (write **two** words)
3. _____ en Madrid es bueno. (**to be, being**) (write **one** word)

4. Es muy barato, _____. (**thank you**) (write **one** word)
5. Eres una persona _____. (**cheerful**) (write **one** words)
6. ¡_____ Paco! (**you're welcome**) (write **two** words)

GRAMMAR: verb forms



Clues

Write the Spanish for the English given in brackets. Use the clues to help you.

1.	_____ en silencio. (she studies)	to study = <i>estudiar</i>
2.	¿_____ mucho? (do you buy)	to buy = <i>comprar</i>
3.	_____ tarde. (I arrive)	to arrive = <i>llegar</i>

Grammar: VERB FORMS



Clues

Write the Spanish for the English given in brackets.

1.	_____ unos caballos. (you have)	to have = <i>tener</i>
2.	_____ nevisosa hoy. (I am)	to be = <i>estar</i>
3.	_____ una persona seria. (She is)	to be = <i>ser</i>

Grammar: ADJECTIVE AGREEMENT (complement to verb, biological gender)



Clues

Write the Spanish for the English given in brackets. Use the clues to help you.

1.	¡Sarah, eres _____! (famous)	famous = <i>famoso</i>
2.	Maria es _____ (important)	important = <i>importante</i>

Grammar: NEGATION



Clues

Write the Spanish for the English given in brackets. Use the clues to help you.

1.	_____ . (I do not walk)	to walk = <i>caminar</i>
2.	_____ un plan. (You do not need)	to need = <i>necesitar</i>
3.	_____ seguro. (He is not)	to be = <i>estar</i>

TRANSLATION



Read the sentences below. **Translate** each one into **Spanish**.

Write your answer **in Spanish** under each sentence.

Practice		Challenge		Extension	
1.	I study Spanish.	1.	I study English and Spanish.	1.	I study Spanish and Sciences but I do not study English.
2.	He's calm today.	2.	She's calm today.	2.	It's important to be calm today.
3.	Do you have a book?	3.	Do you have a question?	3.	Do you have some pens?
4.	She is nice.	4.	The head teacher (f) is nice.	4.	The head teacher (f) is nice and she talks a lot.
5.	I do not understand.	5.	Sorry, I do not understand.	5.	Sorry, I do not understand. Again, please.