


Kindergarten	Theme: Stories
	Alma and How She Got Her Name written and illustrated by Juana Martinez-Neal
	<p>Watch the Read Aloud</p> <p>Enduring Understandings Stories that reflect your family, culture, language and history are important to remember so you don't forget where you came from. Stories also give us a way to see into someone else's life. Stories connect us to each other.</p>
Expected length of lesson: 45 mins to 1 hour. This includes reading the book and the activity.	
Materials (all are at school): A hardcopy of the book, a printout of this lesson, and all materials for the post-reading activity will be provided at the school.	

OVERVIEW

Before the Read Aloud: Arrive at school ahead of time to pick up materials. Each school will have its own system. Check with the main office if you have questions.

During the Read Aloud: Encourage discussion by pausing at identified stop-spots in the book. Guiding questions help prompt students to share what they are thinking about.

After the Read Aloud: Walk around as students are working to praise work and ask questions.

Teaching Tip

- 1) Sharing about **your** name models for students ways they can share about their own name.
- 2) Students may use different names at home vs. school or have nicknames. Encourage students to talk about their various names and feelings about their names.
- 3) Students may ask questions you don't know the answer to. You can say, "What a great question. I don't know, but I will ask someone that can help us learn about that."

What do I do when the lesson is over?

- Students can take completed products home or the teacher can collect work to display.
- Please return materials to their original location so we can keep the Project organized and running smoothly.
- Please fill out our [feedback form](#) (or scan QR code). Thank you!



LESSON PLAN

Introduction

Say: Today we'll read a story about Alma, who has a long name. Alma's name connects her to her family and her relatives.

Ask: Are any of you named after a family member? (You can share a personal connection if you have one about your name).

Say: As I read, think about how Alma is feeling about her name.

Reading

Stop-Spot 1: (after reading page 2, "My name is sooo long.")

Ask: How is Alma feeling about her name? How do you know?

Do: Call on a few students

Stop-Spot 2: (after reading the page that describes the name Candela. The illustration shows people protesting and "standing up for what's right")

Ask: What did Alma learn about her name?

Do: Call on a few students

Stop-Spot 3: (after the last page)

Ask: How is Alma feeling about her name, now?

Do: Call on a few students

At the end of the story

Do: Share the Enduring Understanding by saying: Stories that reflect your family, culture, language and history teach us about where we came from. Reading stories can also give us a window into someone else's experience that is different from our own. Stories connect us as people.

Ask: Does anyone want to share a story about their name?

Post-reading Activity

Part 1: Turn and talk to your neighbor

Say: Introduce yourself with your full name (including your middle name if you have one).

Do: Give students a few minutes to talk

Say: Share with your partner something you like about your name

Do: Give students a few minutes to talk

Part 2: Reflecting on our names

Say: We're going to count the letters and syllables in our names and tell a story about our name.

Do: Show students the worksheet and point to where they will record and write. Then transition students to tables and pass out worksheets (Materials: copies of the following pages, 1 per student, crayons, colored pencils or markers). Walk around as students work.

Do: Walk around as students work and help them identify the number of syllables and give them the opportunity to talk more about the story of their name.

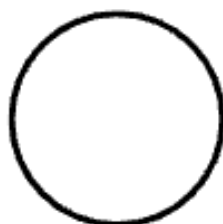
Name: _____

Alma and How She Got Her Name

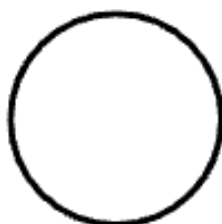
ALL ABOUT MY NAME

My name is:

My name has:



letters



syllables

What story would you like to tell about your name?