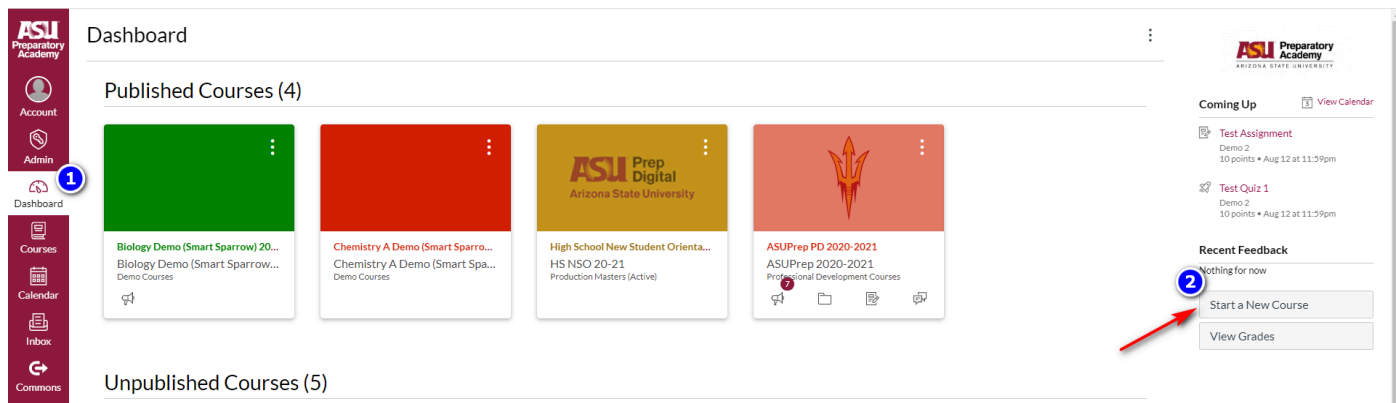


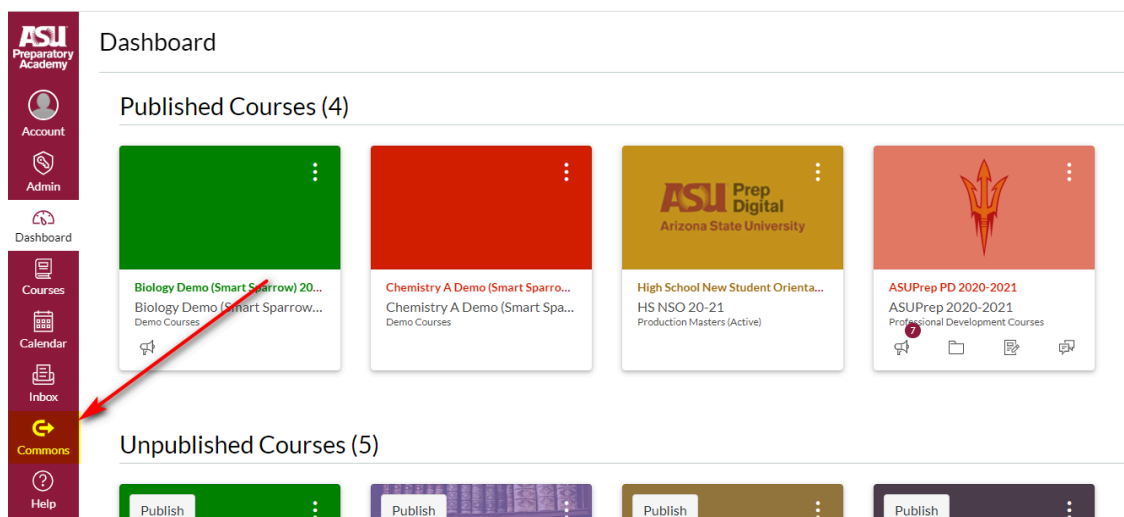
Canvas Commons

Step 1: Create a Class

- Log into Canvas (Note: Canvas will look different depending on your school)
- Select *Dashboard*
- Find and select *Start a New Course*



Step 2: Find and select *Commons*



Step 3: Find and click on *Filter*

The screenshot shows the ASU Commons interface. On the left is a vertical sidebar with navigation links: Account, Admin, Dashboard, Courses, Calendar, Inbox, Commons, and Help. The main header includes 'Commons' and tabs for 'Search', 'Shared', 'Imported', 'Updates (0)', and 'Favorites'. Below the header is a search bar with the text 'Search by title, name, institution or tag' and a 'Latest' dropdown menu. A red arrow points to the 'Filter' button next to the dropdown. Below the search bar, it says '126,182 results'. The main content area displays five featured items, each with a title, icon, type, description, and statistics (downloads and stars). The items are: 'Develop in Swift Explorations' (COURSE, 9 - Graduate, Apple Education, 322 downloads, 55 stars), 'Develop in Swift AP® CS Principles' (COURSE, 9 - Graduate, Apple Education, 121 downloads, 26 stars), 'Using Canvas During A School Closure in Higher Ed' (DOCUMENT, Undergraduate - Graduate, Instructure, 1.6k downloads, 283 stars), 'Using Canvas During A School Closure in K-12' (DOCUMENT, K - 12 Grades, Instructure, 3.1k downloads, 750 stars), and 'Using MasteryConnect During A School Closure in K-12' (DOCUMENT, K - 12 Grades, Instructure, 518 downloads, 160 stars).

Step 4: Find ASUPD-YourSchoolName (Note: this should be one of your only options)

The screenshot shows the ASU Commons interface with search results filtered by 'ASUPD-YourSchoolName'. The left sidebar is the same as in Step 3. The main header shows 'Only ASU Prep - Bellflower Approved Resources' and 'View only these types' with icons for COURSES, MODULES, ASSIGNMENTS, QUIZZES, DISCUSSIONS, PAGES, DOCUMENTS, VIDEOS, AUDIO, and IMAGES. Below this are 'Content Types' (Templates, Open Textbooks) and 'Grade/Levels' (Kindergarten through Graduate). The 'Shared With' section shows three options: 'All (Includes Public Resources)', 'ASU Prep - Bellflower', and 'ASUPD-Bellflower', with a red arrow pointing to the last option. The main content area displays a grid of search results. The first row includes 'Lines' (COURSE, DPS OT: Lines!, Kindergarten, Cheryl Catlin, 0 downloads, 0 stars), 'SDSU University Seminar Course' (COURSE, Undergraduate, Marilee Ludvik, 1 download, 0 stars), and 'Ms. LaFlamme 4th Grade 2020-2021' (COURSE, All grades, BRIGETTE R. LAFLAMME, 18 downloads, 0 stars). The second row includes 'Chapter 1 Lesson Quiz' (QUIZ, 5 Grade, Deanna Welsh, 1 download, 0 stars), 'University Seminar Course Updated on August 3 2020' (COURSE, Undergraduate, Marilee Ludvik, 5 downloads, 1 star), and 'University Seminar Course Updated August 4 2020' (COURSE, Undergraduate, Marilee Ludvik, 7 downloads, 0 stars). The third row shows three more items with various thumbnails.

Step 5: Search for Courses

Commons Search Shared Imported Updates (0) Favorites

Search by title, name, institution or tag

193 results

ASUPD-Pasadena X

ASU Preparatory Academy Digital
Arizona State University

COURSE

Personal Finance Master (EDM) 2020

9 - 12 Grades

Blane Carlucci

0 0

ASU Preparatory Academy Digital
Arizona State University

COURSE

Music Appreciation Master (EDM) 2020

9 - 12 Grades

Blane Carlucci

0 0

ASU Preparatory Academy Digital
Arizona State University

COURSE

Introduction to Marine Biology (EDM) 2020

9 - 12 Grades

Blane Carlucci

0 0

ASU Preparatory Academy Digital
Arizona State University

COURSE

Game Development Master (EDM) 2020

9 - 12 Grades

Blane Carlucci

0 0

ASU Preparatory Academy Digital
Arizona State University

COURSE

Introduction to Forensic Science Master (EDM) 2020

9 - 12 Grades

Blane Carlucci

0 0

Step 6: Select and Import Course Content

- Once you have found the course you want, click on the course title, and find *Import/Download*

Commons Search Shared Imported Updates (0) Favorites

Back to Search

1 Favorites 26 Downloads 7/15/20 Copyrighted

Biology A Master (Smart Sparrow) 2020

Preview Details Version notes

Modules (13)

- Assignments (71)
- Pages (26)
- Discussions (5)
- Quizzes (2)
- Files (436)

Teacher Module (Leave Unpublished)

- ASU Prep Digital Teacher Resources and Guide.html
- SmartSparrow Workspace [teacher only]
- BioBeyond Pace Guide Part A

Welcome and Start Here!

ASU Preparatory Academy Digital
Arizona State University

Import/Download

128.19 MB - IMS Common Cartridge File (.imsc)

Add to Favorites

Copy Resource Link

Step 7: Choose the course you want the content imported into.

smmccart@... FACIS HSABank Login AZBlue - Log in to... GoogleVoice My Profile - Zoom »

×

Import/Download

1

Import into Canvas

Search for a course

courses

☐ All

☐ Biology Demo (Smart Sparrow) 2020

☐ Chemistry A Demo (Smart Sparrow) 2020

☐ Demo Sandbox Course

☐ Demo Sandbox Course 2


☐ High School New Student Orientation 2020-2021


☐ Middle School New Student Orientation 2020-2021

☐ Sandbox

☐ US History

2

 Import into Course

 Download

Select the course you created in Step 1 to import the content into.

Step 8: The import will take some time. Check the course you created in Step 1 to make sure the content was imported. If the content is not there, the import may not be finished. If you check back and the content is still not there, you may need to start the process over.

[How do I use Canvas Commons](#)