









Here are some helpful instructions if you would like to remove email notifications on google classroom!

1. Open the google classroom at classroom.google.com	
2. At the top, click Menu ☰	
3. Click Settings. (You might need to scroll down.)	
4. Next to Receive email notifications, choose one: To turn off notifications, click the switch to Off  . To turn on notifications, click the switch to On  . (This will turn off all notifications)	

5. To turn off notifications for a specific class you must scroll down to the Class Notifications and Next to the class name, click the switch to On  or Off .

Class notifications

Turn email and mobile notifications on or off for a class

6

6th Grade Social Whole 6th Grade

