

# 1. Open the document in Kami and tap the share button.

ublic Sch...

My Drive Pulse\_Rate\_Worksheet\_1.pdf

Pulse Rate Worksheet #1  
Probability and Statistics

Name: \_\_\_\_\_ Hr: \_\_\_\_\_

1) Class data: M/F, Heart beats in one minute. Trial 1: \_\_\_\_\_ Trial 2: \_\_\_\_\_ Mean: \_\_\_\_\_

Student	M/F	Pulse	Student	M/F	Pulse	Student	M/F	Pulse
1	M	70	11	M	71	21		
2	M	71	12	F	89	22		

# 2. Tap on “Change Other Google Drive Share Settings”.

Worksheet #1

Google Sharing

<https://kami.app/m935QSYclYBh> Copy

**Sharing Permission**

☐ Restricted

☒ Anyone with the link

☒ Viewer

☐ Editor

**Download/Print Permission**

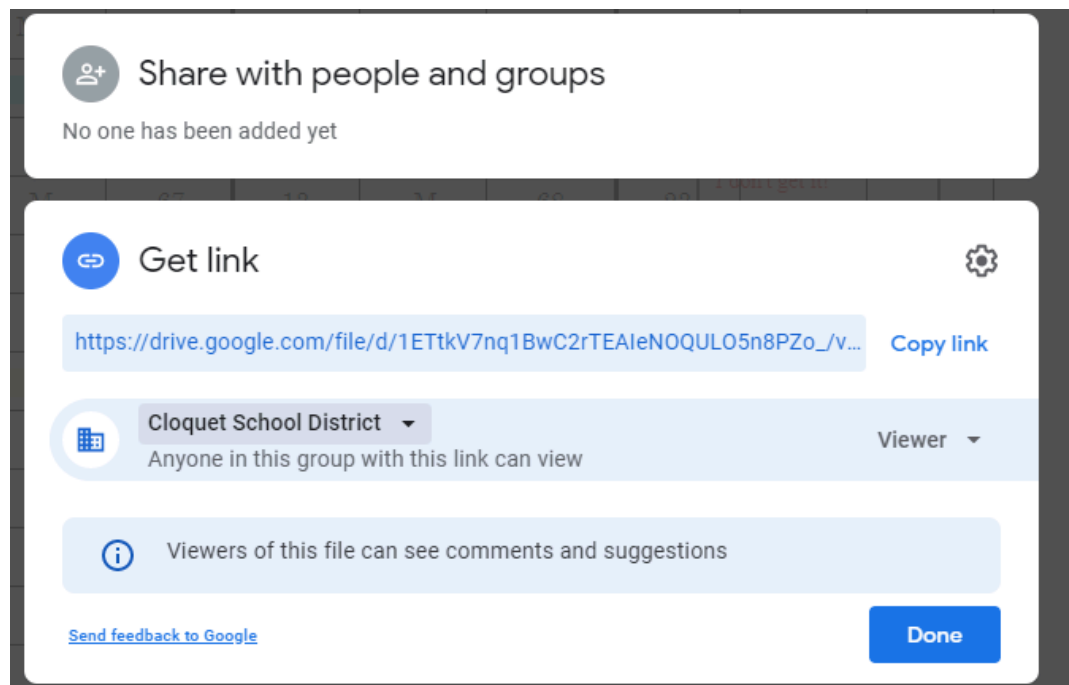
Collaborators can download and print this file

☒ Yes

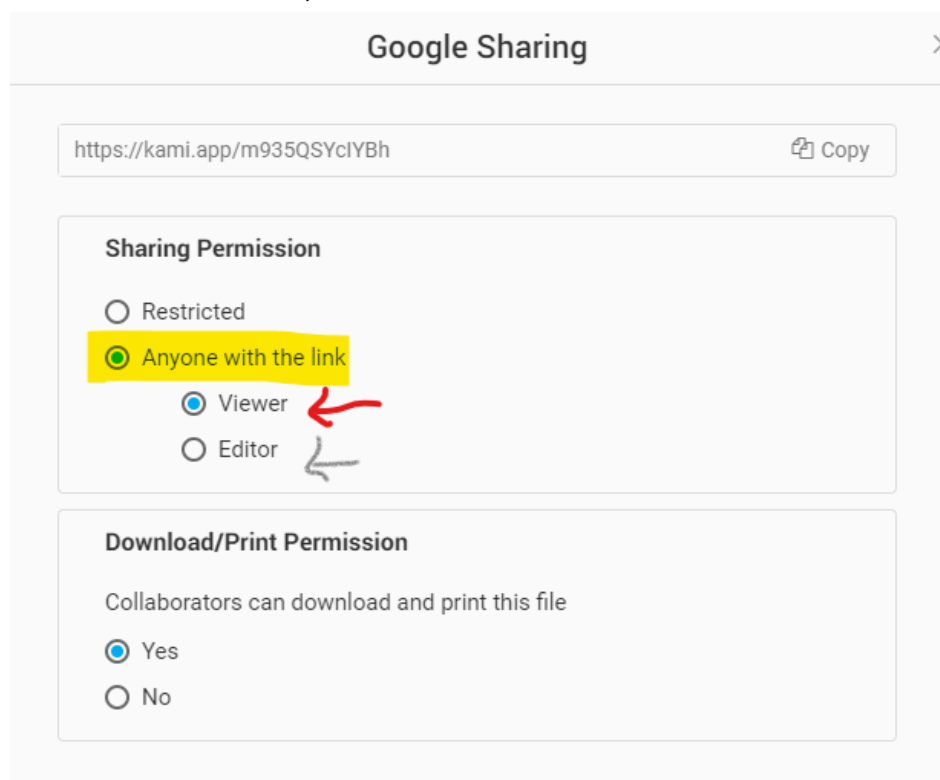
☐ No

[Change Other Google Drive Share Settings](#)

### 3. Choose the Cloquet School District. Tap Done.




### 4. Choose "Anyone with the link." If you only want others to view, choose "Viewer", otherwise select "Editor".




## 5. Copy the link and share with others.

Google Sharing

https://kami.app/m935QSYclYBh



 Copy

**Sharing Permission**

☐ Restricted

☒ Anyone with the link

☒ Viewer

☐ Editor

**Download/Print Permission**

Collaborators can download and print this file

☒ Yes

☐ No