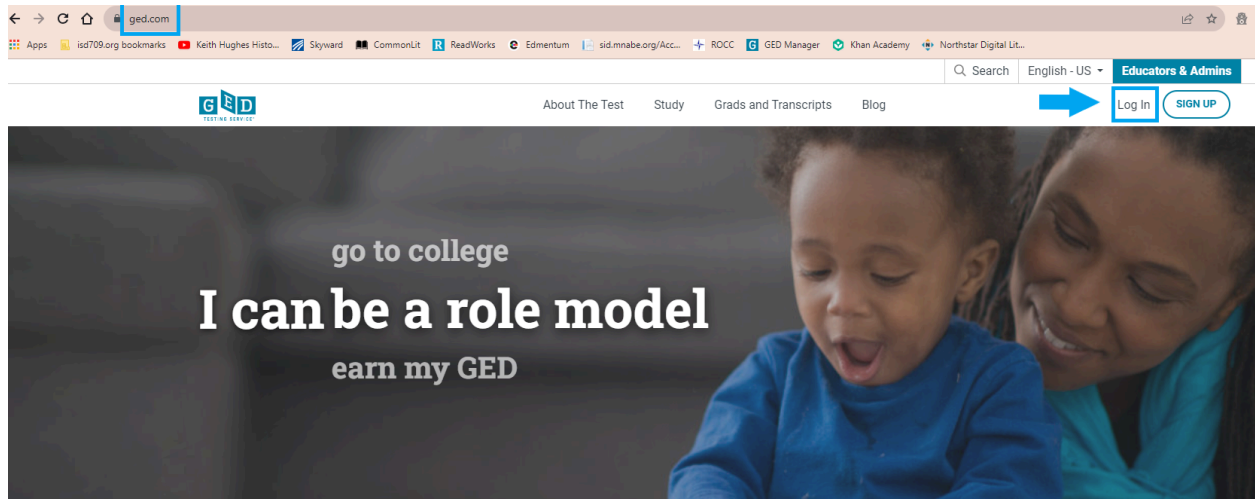


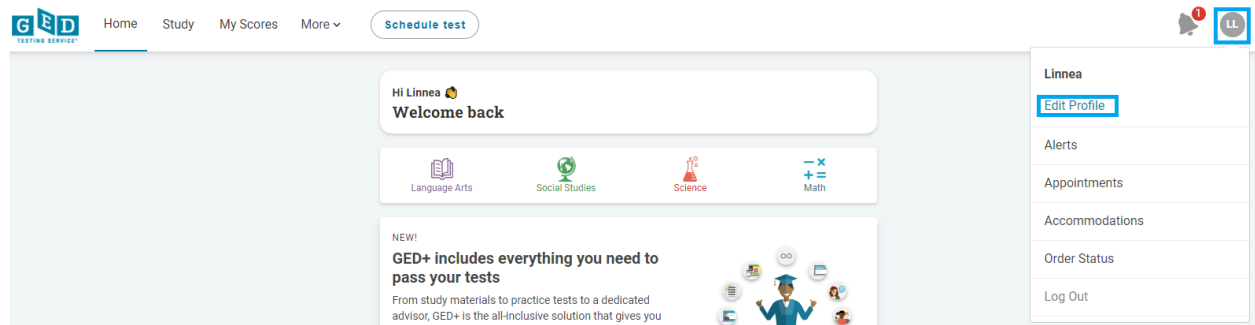
Linking your GED.com Account to DAE

GED.com is the site where you will manage all of your GED-related information. This will be the site where you access your practice Ready tests, as well as the site you will log in to in order to take the actual GED test.


To begin, type GED.com into your web Browser (location circled in the image below) then click sign up.



Once you have logged in, click your initials in the upper right hand corner and select edit profile from the drop down menu.



Scroll all the way down to the bottom. Under the heading GED Test Prep Center, click the link edit prep center selection.



On the next page, click **“select”** next to Duluth Adult Education (you can enter 55802 into the search bar if DAE is not visible), then scroll down until you see the **“continue”** button. It is important you find this button, as it is not always visible on the screen without scrolling, and it will not link our accounts if you do not click on “continue.”

TESTING SERVICE

Create Account : Local GED® Classes

Choose a GED® Test Prep Center to get expert help preparing for the test. By choosing a center, you agree the center may contact you about enrolling in their program. Choosing a center is optional and is not required to receive adult education services. After you have chosen a center, you can remove or change your center at any time by clicking the button "Remove selection" or by going to Edit Profile.

55805 Find

Select **Duluth Adult Basic Education**
1000 Irving Building Duluth, MN 55802
Phone: 218-336-8725
1.3 Miles Show on Map | Directions

Select **Superior Job Center**
1805 North 14th St. Superior, WI 54880
Phone: 715-392-7891
5.5 Miles Show on Map | Directions

Select **Northwood Technical College**
600 N 21st Street Superior, WI 54880
Phone: 9999999999
6.1 Miles Show on Map | Directions

Select **Superior High School**
3026 Tower Ave Superior, WI 54880

★ If I see this star above, what does it mean?

Can't find your center? Ask them to visit ged.com/prep_center_request_form to be added. In the meantime, you can print your score report and share it with your teacher.

The adult education or prep centers listed are independent third parties and provided for your convenience. GED Testing Service has no partnership or agreement with the centers. You should review the centers on your own to make sure you find the one that is right for you.

Back Continue

Linking your account to ours allows us to send you free practice tests, monitor your scores, and provide you with detailed score reports for your studying needs.

You are connected! Let your teacher know that you have linked your account.

GED.com requires each student to pass the GED Ready practice test PRIOR to registering for the actual GED test. Passing is a score of 145 or higher. You must take the official test within 60 days of obtaining the passing Ready test. You can take the Ready test as many times as is needed, but you may need to wait in between taking them.

Earning a free study test is easy!

We like to see 12 hours of study time prior to giving you the free GED Ready test. You can accomplish this in person, through our online GED prep courses, or by completing a paper study packet for each of the four subjects. We can give you up to three free Ready tests for each subject. Contact your teacher with more details on how to earn a free GED Ready test.