

**Fine + Performing  
Arts**

[www.atlantapublicschools.us](http://www.atlantapublicschools.us)

## Program Audit

### Table of Contents

#### District Snapshot

[Overview](#)

[Student Enrollment in Arts Courses](#)

[Percentage of Schools with Arts Programs](#)

[Arts Pathway Completers and Arts Diploma Seal](#)

#### Carver Cluster Arts Progression

[Carver Early College \(9-12\)](#)

[Sylvan Hills Middle School \(6-8\)](#)

[Finch Elementary School \(K-5\)](#)

[Perkerson Elementary School \(K-5\)](#)

#### Douglass Cluster Arts Progression

[Douglass High School \(9-12\)](#)

[Harper-Archer Middle School \(8\)](#)

[John Lewis Invictus Academy \(6-8\)](#)

[Boyd Elementary School \(K-5\)](#)

[Fain Elementary School \(K-5\)](#)

[Harper-Archer Elementary School \(K-5\)](#)

[Scott Elementary School \(K-5\)](#)

[Stanton Elementary School \(K-5\)](#)

[Towns Elementary School \(K-5\)](#)

[Usher-Collier Elementary School \(K-5\)](#)

#### Jackson Cluster Arts Progression

[Jackson High School \(9-12\)](#)



ATLANTA  
PUBLIC  
SCHOOLS



**Fine + Performing  
Arts**

[www.atlantapublicschools.us](http://www.atlantapublicschools.us)

[King Middle School \(6-8\)](#)

[Benteen Elementary School \(K-5\)](#)

[Burgess-Peterson Academy \(K-5\)](#)

[Dunbar Elementary School \(K-5\)](#)

[Barack and Michelle Obama Academy \(K-5\)](#)

[Parkside Elementary School \(K-5\)](#)

[Toomer Elementary School \(K-5\)](#)

[Mays Cluster Arts Progression](#)

[Mays High School \(9-12\)](#)

[Young Middle School \(6-8\)](#)

[Beecher Hills Elementary \(K-5\)](#)

[Cascade Elementary School \(K-5\)](#)

[Miles Elementary School \(K-5\)](#)

[Peyton Forest Elementary School \(K-5\)](#)

[West Manor Elementary School \(K-5\)](#)

[Midtown Cluster Arts Progression](#)

[Midtown High School \(9-12\)](#)

[Howard Middle School \(6-8\)](#)

[Hope-Hill Elementary School \(K-5\)](#)

[Mary Lin Elementary School \(K-5\)](#)

[Morningside Elementary School \(K-5\)](#)

[Springdale Park Elementary School \(K-5\)](#)

[North Atlanta Cluster Arts Progression](#)

[North Atlanta High School \(9-12\)](#)

[Sutton Middle School \(6-8\)](#)

[Bolton Elementary School \(K-5\)](#)

[Brandon Elementary School \(K-5\)](#)

[Garden Hills Elementary School \(K-5\)](#)



ATLANTA  
PUBLIC  
SCHOOLS



**Fine + Performing  
Arts**

[www.atlantapublicschools.us](http://www.atlantapublicschools.us)

[E. Rivers Elementary School \(K-5\)](#)

[Jackson Elementary School \(K-5\)](#)

[Smith Elementary School \(K-5\)](#)

[South Atlanta Cluster Arts Progression](#)

[South Atlanta High School \(9-12\)](#)

[Long Middle School \(6-8\)](#)

[Cleveland Avenue Elementary \(K-5\)](#)

[Dobbs Elementary \(K-5\)](#)

[Heritage Academy \(K-5\)](#)

[Humphries Elementary School \(K-5\)](#)

[Hutchinson Elementary School \(K-5\)](#)

[Therrell Cluster Arts Progression](#)

[Therrell High School \(9-12\)](#)

[Bunche Middle School \(6-8\)](#)

[Continental Colony Elementary School \(K-5\)](#)

[Deerwood Academy \(K-5\)](#)

[Fickett Elementary School \(K-5\)](#)

[Kimberly Elementary School \(K-5\)](#)

[Washington Cluster Arts Progression](#)

[Washington High School \(9-12\)](#)

[H. J. Russell West End Academy \(6-8\)](#)


[Hollis Academy \(K-8\)](#)

[Jones Elementary School \(K-5\)](#)

[Tuskegee Airmen Global Academy \(K-5\)](#)

[BEST Academy \(6-12\)](#)

[CSK Academy \(6-12\)](#)




**Fine + Performing  
Arts**

[www.atlantapublicschools.us](http://www.atlantapublicschools.us)

Arts audit design, format, and purpose were created by The Mr. Holland's Opus Foundation, and used with permission by Atlanta Public Schools. No part of this audit may be reproduced or distributed without permission of The Mr. Holland's Opus Foundation.

Additional Partner work to be updated.



**Fine + Performing  
Arts**  
[www.atlantapublicschools.us](http://www.atlantapublicschools.us)

## District Snapshot

### Recommendations per Standards of Service

- All elementary school students should be enrolled in art and general music, each for 40 minutes per week throughout the entire school year.
- Elementary school extended arts courses include dance, media arts, and theatre (once a week for 40 minutes), and band, choir, and orchestra (twice a week for 40 minutes each).
- Elementary school courses should prepare students for middle school programs. Middle school courses should prepare students for high school programs.
- Secondary school students should be offered art, band, and choir.
- Band, choir, and orchestra should be yearlong courses in middle and high schools.
- Art, dance, general music, and theatre can be 9-week rotations or yearlong courses in middle school.
- 10% participation is the threshold for the stability of band, choir, and orchestra programs and 7% for guitar and keyboard programs.
- Fine arts is a pathway with 3 credits in one arts discipline and can result in the fine arts diploma seal with the following requirements:
  - Pathway completion (three credits in the same arts discipline) plus a fourth arts credit.
  - 20 hours of arts related community service.
  - Capstone project.

### Positives

- Increased participation in all arts content areas from FY19 to FY23
- Art programs in all schools and music programs in all schools, except two
- More music programs than other areas of the country (San Diego, Houston, Nashville, Aiken, SC)
- Increased level of performance

### Areas of Growth

- Rigorous progression in each content area from elementary through high school
- Recruitment and retention of students from year to year through scheduling practices
- Quality of programs across the district
- Equitable performance facilities across the district
- Offering arts programming in alternative schools
- Expand arts instruction with students with disabilities with an increased number of adaptive art teachers and music therapist



ATLANTA  
PUBLIC  
SCHOOLS



**Fine + Performing  
Arts**

[www.atlantapublicschools.us](http://www.atlantapublicschools.us)

Atlanta Public Schools Fine and Performing Arts Overview  
(data set is for traditional, non-charter/partner schools)

18-19 Student Population - 38233  
(ES - 20180; MS - 7886; HS - 10167)  
19-20 Student Population - 38426  
(ES - 19646; MS - 8082; HS - 10698)  
20-21 Student Population - 37659  
(ES - 17903; MS - 8758; HS - 10998)

21-22 Student Population - 37205  
(ES - 17659; MS - 8172; HS - 11194)  
22-23 Student Population- 38042  
(ES - 19470; MS - 6592; HS - 10929)  
Free/Reduced Lunch: 74%

Number of Art Teachers:

Number of Dance Teachers:

Number of Music Teachers:

Number of Theatre Teachers:

Total Fine and Performing Arts Teachers:



**ATLANTA  
PUBLIC  
SCHOOLS**



**Fine + Performing  
Arts**  
[www.atlantapublicschools.us](http://www.atlantapublicschools.us)

## Student Enrollment in Arts Courses

	2018-2019 Enrollment			2019-2020 Enrollment			2021-2022 Enrollment			2021-2022 Enrollment		
	Elem	Middle	High	Elem	Middle	High	Elem	Middle	High	Elem	Middle	High
Art	19217 or 87%	2395 or 30%	2818 or 28%	17343 or 89%	2968 or 37%	4825 or 45%	or %	or %	5184 or 47%	or %	or %	4602 or 41%
Dance	0	1318 or 17%	700 or 7%	178 or 1%	1559 or 19%	1659 or 16%	or %	or %	or %	or %	or %	or %
Music	19654 or 89%	4190 or 53%	2901 or 29%	18817 or 96%	5664 or 70%	5777 or 54%	or %	or %	or %	or %	or %	or %
Choir	103 or <1%	956 or 12%	789 or 8%	187 or 1%	1157 or 14%	1551 or 14%	0	or %	or %	or %	or %	or %
Band	655 or 3%	1100 or 14%	697 or 7%	912 or 5%	2066 or 26%	1625 or 15%	or %	or %	or %	or %	or %	or %
Strings	239 or 1%	552 or 7%	294 or 3%	308 or 2%	1052 or 13%	675 or 6%	or %	or %	or %	or %	or %	or %
Guitar	0	408 or 5%	185 or 2%	0	443 or 5%	428 or 4%	0	or %	or %	or %	or %	or %
Keyboard	0	0	108 or 1%	0	0	287 or 3%	or %	or %	or %	or %	or %	or %
General Music	18657 or 85%	1174 or 15%	828 or 8%	17410 or 89%	946 or 12%	1211 or 11%	or %	or %	or %	or %	or %	or %
Theatre	522 or 2%	798 or 10%	1319 or 13%	464 or 2%	1166 or 14%	2095 or 20%	or %	or %	or %	or %	or %	or %



**ATLANTA  
PUBLIC  
SCHOOLS**



**Fine + Performing  
Arts**

[www.atlantapublicschools.us](http://www.atlantapublicschools.us)

## Percentage of Schools with Arts Programs

	2018-2019			2019-2020			2020-2021			2021-2022			2022-2023		
	Elem	Middle	High	Elem	Middle	High	Elem	Middle	High	Elem	Middle	High	Elem	Middle	High
Art	98%	90%	100%	98%	100%	100%	98%	100%	100%	100%	100%	100%			
Dance	0%	60%	55%	3%	78%	64%	8%	75%	64%	10%	75%	64%			
Music	100%	100%	100%	98%	100%	100%	98%	100%	100%	98%	100%	91%			
Choir	7%	80%	91%	10%	78%	91%	0%	92%	91%	0%	82%	91%			
Band	43%	80%	100%	45%	100%	100%	43%	100%	100%	56%	100%	91%			
Strings	17%	50%	55%	28%	56%	45%	8%	42%	45%	7%	42%	45%			
Guitar	0%	20%	27%	0%	22%	36%	0%	22%	36%	0%	22%	36%			
Keyboard	0%	0%	27%	0%	0%	36%	0%	0%	45%	0%	0%	56%			
General Music	100%	60%	73%	98%	44%	73%	98%	56%	73%	98%	56%	73%			
Theatre	5%	40%	64%	8%	56%	55%	5%	45%	55%	2%	55%	64%			





ATLANTA  
PUBLIC  
SCHOOLS



**Fine + Performing  
Arts**

[www.atlantapublicschools.us](http://www.atlantapublicschools.us)

## Arts Pathway Completers and Arts Diploma Seals

	2019-2020		2020-2021		2021-2022		2022-2023		2023-2024	
	Pathway Completers	Diploma Seals	Pathway Completers	Diploma Seals	Pathway Completers	Diploma Seals	Pathway Completers	Diploma Seals	Pathway Completers	Diploma Seals
BEST Academy	13	0	7	0	10	0				
Carver Early College	5	2	0	0	1	0				
CSK Academy	8	3	9	0	18	10				
Douglass High School	51	58	8	4	46	0				
Jackson High School	151	38	142	33	181	47				
Mays High School	77	41	73	32	148	31				
Midtown High School	126	50	135	67	254	96				
North Atlanta High School	228	56	213	50	276	75				
South Atlanta High School	77	40	56	25	77	48				
Therrell High School	45	8	25	2	47	13				
Washington High School	58	25	45	11	77	12				
<b>District Total</b>	<b>839</b>	<b>321</b>	<b>713</b>	<b>224</b>	<b>1135</b>	<b>337</b>				



ATLANTA  
PUBLIC  
SCHOOLS



**Fine + Performing  
Arts**

[www.atlantapublicschools.us](http://www.atlantapublicschools.us)

## Carver Cluster Arts Progression

Arts offerings (K-12) as evidenced by 2023-2024 course enrollment

	Elementary		Middle	High
	Finch	Perkerson	Sylvan	Carver Early College
Art				
Dance				
Band				
Choir				
Strings				
Guitar				
Keyboard				
General Music				
Theatre				



**ATLANTA  
PUBLIC  
SCHOOLS**




**Fine + Performing  
Arts**

[www.atlantapublicschools.us](http://www.atlantapublicschools.us)

## Carver Early College (9-12)

Cluster: Carver Feeds into: n/a Free/Reduced Lunch: >95%	Arts Pathway Completers: 19-20: 5 20-21: 0 21-22: 1 22-23:	Arts Diploma Seal Recipient: 19-20: 2 20-21: 0 21-22: 0 22-23:	18-19 Student Population: 468 19-20 Student Population: 451 20-21 Student Population: 499 21-22 Student Population: 509 22-23 Student Population: 523
Number of Art Teachers: 1	Number of Dance Teachers: 0	Number of Music Teachers: 1	Number of Theatre Teachers: 0

Class Type	2018-2019 Enrollment	2019-2020 Enrollment	2020-2021 Enrollment	2021-2022 Enrollment	2022-2023 Enrollment
Art	124 or 26%	289 or 64%	284 or 57%	134 or 26%	128 or 24%
Dance	Not offered	Not offered	Not offered	Not offered	Not offered
Music	Not offered	2 or >1%	Not offered	Not offered	Not offered
Choir	Not offered	Not offered	Not offered	Not offered	Not offered
Band	Not offered	2 or >1%	Not offered	Not offered	115 or 22%
Strings	Not offered	Not offered	Not offered	Not offered	Not offered
Guitar	Not offered	Not offered	Not offered	Not offered	Not offered
Keyboard	Not offered	Not offered	Not offered	Not offered	Not offered
General Music	Not offered	Not offered	Not offered	Not offered	Not offered
Theatre	Not offered	Not offered	Not offered	Not offered	Not offered



**Fine + Performing  
Arts**  
[www.atlantapublicschools.us](http://www.atlantapublicschools.us)

Annual Attendance Rates Per Arts Course		
Class Type	2022-2023 Attendance Daily Average	
Art	75.56%	
Band	73.54%	



ATLANTA  
PUBLIC  
SCHOOLS



**Fine + Performing  
Arts**

[www.atlantapublicschools.us](http://www.atlantapublicschools.us)

### Sylvan Hills Middle School (6-8)

Cluster: Carver Feeds into: Carver EC Free/Reduced Lunch: >95%			18-19 Student Population: 550 19-20 Student Population: 507 20-21 Student Population: 472 21-22 Student Population: 479 22-23 Student Population: 426
Number of Art Teachers: 1	Number of Dance Teachers: 1	Number of Music Teachers: 2	Number of Theatre Teachers: 0

Class Type	2018-2019 Enrollment	2019-2020 Enrollment	2020-2021 Enrollment	2021-2022 Enrollment	2022-2023 Enrollment
Art	205 or 37%	208 or 41%	224 or 47%	170 or 35%	157 or 37%
Dance	218 or 40%	250 or 49%	175 or 37%	183 or 38%	171 or 40%
Music	317 or 58%	417 or 82%	334 or 71%	315 or 66%	325 or 76%
Choir	142 or 26%	57 or 11%	3 or 0%	Not offered	Not offered
Band	Not offered	223 or 44%	194 or 41 %	189 or 39%	213 or 50%
Strings	Not offered	Not offered	Not offered	Not offered	Not offered
Guitar	Not offered	Not offered	Not offered	Not offered	Not offered
Keyboard	Not offered	Not offered	Not offered	Not offered	Not offered
General Music	175 or 32%	137 or 27%	137 or 29%	126 or 26%	112 or 26%
Theatre	Not offered	Not offered	Not offered	Not offered	Not offered



ATLANTA  
PUBLIC  
SCHOOLS



**Fine + Performing  
Arts**

[www.atlantapublicschools.us](http://www.atlantapublicschools.us)

**Annual Attendance Rates Per Arts Course**

<b>Class Type</b>	<b>2022-2023 Attendance Daily Average</b>	
Art	89.5%	
Dance	87.9%	
Band	87.1%	
General Music	84.8%	



ATLANTA  
PUBLIC  
SCHOOLS



**Fine + Performing  
Arts**

[www.atlantapublicschools.us](http://www.atlantapublicschools.us)

## Finch Elementary School (K-5)

Cluster: Carver Feeds into: Sylvan Hills Free/Reduced Lunch: >95%			18-19 Student Population: 407 19-20 Student Population: 363 20-21 Student Population: 357 21-22 Student Population: 342 22-23 Student Population: 331
Number of Art Teachers: 1	Number of Dance Teachers: 0	Number of Music Teachers: 1	Number of Theatre Teachers: 0

Class Type	2018-2019 Enrollment	2019-2020 Enrollment	2020-2021 Enrollment	2021-2022 Enrollment	2022-2023 Enrollment
Art	366 or 90%	349 or 96%	307 or 86%	307 or 90%	289 or 87%
Dance	Not offered	Not offered	Not offered	Not offered	Not offered
Music	442 or 100%	360 or 99%	316 or 89%	307 or 90%	287 or 86%
Choir	Not offered	Not offered	Not offered	Not offered	Not offered
Band	36 or 9%	Not offered	9 or 3%	Not offered	Not offered
Strings	Not offered	Not offered	Not offered	Not offered	Not offered
Guitar	Not offered	Not offered	Not offered	Not offered	Not offered
Keyboard	Not offered	Not offered	Not offered	Not offered	Not offered
General Music	406 or 100%	360 or 99%	307 or 86%	307 or 90%	287 or 86%
Theatre	Not offered	Not offered	Not offered	Not offered	Not offered



ATLANTA  
PUBLIC  
SCHOOLS



**Fine + Performing  
Arts**

[www.atlantapublicschools.us](http://www.atlantapublicschools.us)

## Perkerson Elementary School (K-5)

Cluster: Carver Feeds into: Sylvan Hills Free/Reduced Lunch: >95%			18-19 Student Population: 369 19-20 Student Population: 358 20-21 Student Population: 364 21-22 Student Population: 368 22-23 Student Population: 340
Number of Art Teachers: 1	Number of Dance Teachers: 0	Number of Music Teachers: 1	Number of Theatre Teachers: 0

Class Type	2018-2019 Enrollment	2019-2020 Enrollment	2020-2021 Enrollment	2021-2022 Enrollment	2022-2023 Enrollment
Art	298 or 81%	356 or 99%	322 or 88%	324 or 88%	304 or 89%
Dance	Not offered	Not offered	Not offered	Not offered	Not offered
Music	252 or 68%	354 or 99%	323 or 89%	324 or 88%	304 or 89%
Choir	Not offered	Not offered	Not offered	Not offered	Not offered
Band	Not offered	Not offered	Not offered	Not offered	Not offered
Strings	Not offered	Not offered	Not offered	Not offered	Not offered
Guitar	Not offered	Not offered	Not offered	Not offered	Not offered
Keyboard	Not offered	Not offered	Not offered	Not offered	Not offered
General Music	252 or 68%	354 or 99%	323 or 89%	324 or 88%	304 or 89%
Theatre	Not offered	Not offered	Not offered	Not offered	Not offered





ATLANTA  
PUBLIC  
SCHOOLS



**Fine + Performing  
Arts**

[www.atlantapublicschools.us](http://www.atlantapublicschools.us)

## Douglass Cluster Arts Progression

Arts offerings (K-12) as evidenced by 2023-2024 course enrollment

	Elementary					Middle	High
	Boyd	Harper- Archer	Scott	Stanton	Usher- Collier	John Lewis	Douglass
Art							
Dance							
Band							
Choir							
Strings							
Guitar							
Keyboard							
General Music							
Theatre							



ATLANTA  
PUBLIC  
SCHOOLS



**Fine + Performing  
Arts**

[www.atlantapublicschools.us](http://www.atlantapublicschools.us)

## Douglass High School (9-12)

Cluster: Douglass Feeds into: n/a Free/Reduced Lunch: >95%	Arts Pathway Completers: 19-20: 51 20-21: 58 21-22: 46 22-23:	Arts Diploma Seal Recipient: 19-20: 8 20-21: 4 21-22: 0 22-23: 9	18-19 Student Population: 968 19-20 Student Population: 941 20-21 Student Population: 1112 21-22 Student Population: 997 22-23 Student Population: 990
Number of Art Teachers: 2	Number of Dance Teachers: 1	Number of Music Teachers: 2	Number of Theatre Teachers: 1

Class Type	2018-2019 Enrollment	2019-2020 Enrollment	2020-2021 Enrollment	2021-2022 Enrollment	2022-2023 Enrollment
Art	232 or 24%	554 or 59%	680 or 61%	317 or 32%	320 or 32%
Dance	Not offered	Not offered	299 or 27%	133 or 13%	92 or 9%
Music	360 or 37%	453 or 48%	543 or 49%	272 or 27%	226 or 23%
Choir	121 or 13%	224 or 24%	191 or 17%	66 or 7%	104 or 11%
Band	91 or 9%	166 or 18%	97 or 9%	54 or 5%	91 or 9%
Strings	Not offered	Not offered	Not offered	Not offered	Not offered
Guitar	Not offered	Not offered	Not offered	Not offered	Not offered
Keyboard	Not offered	Not offered	33 or 3%	Not offered	Not offered
Music Appreciation	148 or 15%	63 or 7%	222 or 20%	75 or 8%	31 or 3%
Music Technology				39 or 4%	
Theatre	170 or 18%	271 or 29%	344 or 31%	38 or 4%	199 or 20%



ATLANTA  
PUBLIC  
SCHOOLS



**Fine + Performing  
Arts**

[www.atlantapublicschools.us](http://www.atlantapublicschools.us)

**Annual Attendance Rates Per Arts Course**

<b>Class Type</b>	<b>2022-2023 Attendance Daily Average</b>	
Art	81.9%	
Dance	73.5%	
Music	76.3%	
Choir	66.8%	
Band	83.9%	
General Music	78.4%	
Theatre	64.7%	



ATLANTA  
PUBLIC  
SCHOOLS



**Fine + Performing  
Arts**

[www.atlantapublicschools.us](http://www.atlantapublicschools.us)

## Harper-Archer Middle School (8)

Cluster: Douglass	Feeds into: Douglass	Free/Reduced Lunch: >95%	18-19 Student Population: 257
Number of Art Teachers: 1	Number of Dance Teachers: 0	Number of Music Teachers: 1	Number of Theatre Teachers: 0

Class Type	2018-2019 Enrollment	2019-2020 Enrollment
Art	82 or 32%	n/a
Dance	Not offered	n/a
Music	35 or 14%	n/a
Choir	Not offered	n/a
Band	35 or 14%	n/a
Strings	Not offered	n/a
Guitar	Not offered	n/a
Keyboard	Not offered	n/a
General Music	Not offered	n/a
Theatre	Not offered	n/a



**ATLANTA  
PUBLIC  
SCHOOLS**



**Fine + Performing  
Arts**

[www.atlantapublicschools.us](http://www.atlantapublicschools.us)

## John Lewis Invictus Academy (6-8)

Cluster: Douglass Feeds into: Douglass Free/Reduced Lunch: >95%			18-19 Student Population: 662 19-20 Student Population: 991 20-21 Student Population: 966 21-22 Student Population: 876 22-23 Student Population: 782
Number of Art Teachers: 1	Number of Dance Teachers: 1	Number of Music Teachers: 2	Number of Theatre Teachers: 1

Class Type	2018-2019 Enrollment (6-7)	2019-2020 Enrollment (6-8)	2020-2021 Enrollment (6-8)	2021-2022 Enrollment (6-8)	2022-2023 Enrollment (6-8)
Art	Not offered	337 or 34%	302 or 31%	284 or 32%	267 or 34%
Dance	219 or 33%	296 or 30%	290 or 30%	189 or 22%	154 or 19%
Music	131 or 20%	563 or 57%	575 or 60%	356 or 48%	302 or 38%
Choir	Not offered	Not offered	Not offered	50 or 6%	34 or 4%
Band	63 or 10%	296 or 30%	276 or 29%	156 or 18%	148 or 19%
Strings	Not offered	Not offered	Not offered	Not offered	Not offered
Guitar	Not offered	Not offered	Not offered	Not offered	Not offered
Keyboard	Not offered	Not offered	Not offered	Not offered	Not offered
General Music	68 or 10%	267 or 27%	299 or 31%	150 or 17%	117 or 15%
Theatre	Not offered	332 or 34%	215 or 22%	167 or 19%	148 or 19%



ATLANTA  
PUBLIC  
SCHOOLS



**Fine + Performing  
Arts**

[www.atlantapublicschools.us](http://www.atlantapublicschools.us)

**Annual Attendance Rates Per Arts Course**

<b>Class Type</b>	<b>2022-2023 Attendance Daily Average</b>	
Art	80.5%	
Dance	83.5%	
Music	83.0%	
Choir	87.2%	
Band	82.2%	
General Music	79.7%	
Theatre	82.3%	



**ATLANTA  
PUBLIC  
SCHOOLS**



**Fine + Performing  
Arts**  
[www.atlantapublicschools.us](http://www.atlantapublicschools.us)

## Boyd Elementary School (K-5)

Cluster: Douglass Feeds into: John Lewis Invictus Free/Reduced Lunch: >95%			18-19 Student Population: 434 19-20 Student Population: 463 20-21 Student Population: 485 21-22 Student Population: 498 23-24 Student Population: 476
Number of Art Teachers: 1	Number of Dance Teachers: 1	Number of Music Teachers: 2	Number of Theatre Teachers: 0

Class Type	2018-2019 Enrollment	2019-2020 Enrollment	2020-2021 Enrollment	2021-2022 Enrollment	2022-2023 Enrollment
Art	408 or 94%	454 or 98%	422 or 87%	445 or 89%	434 or 91
Dance	Not offered	Not offered	34 or 7%*	66 or 13%*	59 or 12%*
Music	417 or 96%	455 or 98%	453 or 93%	484 or 97%	461 or 96%
Choir	Not offered	Not offered	Not offered	Not offered	Not offered
Band	Not offered	Not offered	22 or 5%	34 or 7%	32 or 6%
Strings	Not offered	Not offered	Not offered	Not offered	Not offered
Guitar	Not offered	Not offered	Not offered	Not offered	Not offered
Keyboard	Not offered	Not offered	Not offered	Not offered	Not offered
General Music	417 or 96%	455 or 98%	431 or 89%	450 or 90%	429 or 90%
Theatre	Not offered	Not offered	Not offered	Not offered	Not offered

\* Dance is offered to 3rd-5th grades.



ATLANTA  
PUBLIC  
SCHOOLS



**Fine + Performing  
Arts**

[www.atlantapublicschools.us](http://www.atlantapublicschools.us)

### Fain Elementary School (K-5)

Cluster: Douglass	Feeds into: John Lewis Invictus	Free/Reduced Lunch: >95%	18-19 Student Population: 414
Number of Art Teachers: 0	Number of Dance Teachers: 0	Number of Music Teachers: 1	Number of Theatre Teachers: 0

Class Type	2018-2019 Enrollment	2019-2020 Enrollment
Art	Not offered	n/a
Dance	Not offered	n/a
Music	268 or 65%	n/a
Choir	Not offered	n/a
Band	Not offered	n/a
Strings	Not offered	n/a
Guitar	Not offered	n/a
Keyboard	Not offered	n/a
General Music	268 or 65%	n/a
Theatre	Not offered	n/a





ATLANTA  
PUBLIC  
SCHOOLS



**Fine + Performing  
Arts**

[www.atlantapublicschools.us](http://www.atlantapublicschools.us)

## Harper-Archer Elementary School (K-5)

Cluster: Douglass Feeds into: John Lewis Invictus Free/Reduced Lunch: >95%			19-20 Student Population: 685 20-21 Student Population: 678 21-22 Student Population: 675 22-23 Student Population: 615
Number of Art Teachers: 1	Number of Dance Teachers: .25	Number of Music Teachers: .5	Number of Theatre Teachers: 0

Class Type	2018-2019 Enrollment	2019-2020 Enrollment	2020-2021 Enrollment	2021-2022 Enrollment	2022-2023 Enrollment
Art	n/a	Not offered	62 or 9%	68 or 10%	559 or 90%
Dance	n/a	240 or 35%	81 or 12%	603 or 89%	241 or 39%
Music	n/a	481 or 70%	588 or 87%	Not offered	221 or 36%
Choir	n/a	52 or 8%	Not offered	Not offered	Not offered
Band	n/a	64 or 9%	Not offered	Not offered	Not offered
Strings	n/a	Not offered	Not offered	Not offered	Not offered
Guitar	n/a	Not offered	Not offered	Not offered	Not offered
Keyboard	n/a	Not offered	Not offered	Not offered	Not offered
General Music	n/a	365 or 53%	588 or 87%	Not offered	221 or 36%
Theatre	n/a	Not offered	Not offered	Not offered	Not offered



**ATLANTA  
PUBLIC  
SCHOOLS**



**Fine + Performing  
Arts**  
[www.atlantapublicschools.us](http://www.atlantapublicschools.us)

## Scott Elementary School (K-5)

Cluster: Douglass Feeds into: John Lewis Invictus Free/Reduced Lunch: >95%			18-19 Student Population: 373 19-20 Student Population: 367 20-21 Student Population: 367 21-22 Student Population: 323 22-23 Student Population: 284
Number of Art Teachers: 1	Number of Dance Teachers: 0	Number of Music Teachers: 1	Number of Theatre Teachers: 1

Class Type	2018-2019 Enrollment	2019-2020 Enrollment	2020-2021 Enrollment	2021-2022 Enrollment	2022-2023 Enrollment
Art	288 or 77%	253 or 69%	237 or 65%	246 or 76%	196 or 69%
Dance	Not offered	Not offered	Not offered	Not offered	Not offered
Music	253 or 68%	231 or 63%	229 or 62%	206 or 64%	181 or 63%
Choir	Not offered	Not offered	Not offered	Not offered	Not offered
Band	Not offered	Not offered	Not offered	Not offered	Not offered
Strings	Not offered	Not offered	Not offered	Not offered	Not offered
Guitar	Not offered	Not offered	Not offered	Not offered	Not offered
Keyboard	Not offered	Not offered	Not offered	Not offered	Not offered
General Music	253 or 68%	231 or 63%	229 or 62%	206 or 64%	181 or 63%
Theatre	Not offered	Not offered	Not offered	Not offered	266 or 93%



ATLANTA  
PUBLIC  
SCHOOLS



**Fine + Performing  
Arts**

[www.atlantapublicschools.us](http://www.atlantapublicschools.us)

## Stanton Elementary School (K-5)

Cluster: Douglass Feeds into: John Lewis Invictus Free/Reduced Lunch: >95%			18-19 Student Population: 268 19-20 Student Population: 225 20-21 Student Population: 216 21-22 Student Population: 202 22-23 Student Population: 193
Number of Art Teachers: 1	Number of Dance Teachers: 1	Number of Music Teachers: 1	Number of Theatre Teachers: 0

Class Type	2018-2019 Enrollment	2019-2020 Enrollment	2020-2021 Enrollment	2021-2022 Enrollment	2022-2023 Enrollment
Art	269 or 100%	222 or 99%	194 or 90%	182 or 90%	180 or 93%
Dance	Not offered	Not offered	Not offered	172 or 85%	180 or 93%
Music	268 or 100%	224 or 100%	203 or 94%	184 or 91%	180 or 93%
Choir	Not offered	Not offered	Not offered	Not offered	Not offered
Band	Not offered	Not offered	Not offered	Not offered	Not offered
Strings	Not offered	Not offered	Not offered	Not offered	Not offered
Guitar	Not offered	Not offered	Not offered	Not offered	Not offered
Keyboard	Not offered	Not offered	Not offered	Not offered	Not offered
General Music	268 or 100%	224 or 100%	203 or 94%	184 or 91%	180 or 93%
Theatre	267 or 100%	235 or 100%	108 or 50%	Not offered	Not offered



ATLANTA  
PUBLIC  
SCHOOLS



**Fine + Performing  
Arts**

[www.atlantapublicschools.us](http://www.atlantapublicschools.us)

## Towns Elementary School (K-5)

Cluster: Douglass	Feeds into: John Lewis Invictus	Free/Reduced Lunch: >95%	18-19 Student Population: 333
Number of Art Teachers: 1	Number of Dance Teachers: 0	Number of Music Teachers: 1	Number of Theatre Teachers: 0

Class Type	2018-2019 Enrollment	2019-2020 Enrollment
Art	332 or 100%	n/a
Dance	Not offered	n/a
Music	332 or 100%	n/a
Choir	Not offered	n/a
Band	Not offered	n/a
Strings	Not offered	n/a
Guitar	Not offered	n/a
Keyboard	Not offered	n/a
General Music	332 or 100%	n/a
Theatre	Not offered	n/a



ATLANTA  
PUBLIC  
SCHOOLS



**Fine + Performing  
Arts**

[www.atlantapublicschools.us](http://www.atlantapublicschools.us)

## Usher-Collier Elementary School (K-5)

Cluster: Douglass Feeds into: John Lewis Invictus Free/Reduced Lunch: >95%			18-19 Student Population: 410 19-20 Student Population: 420 20-21 Student Population: 408 21-22 Student Population: 415 22-23 Student Population: 411
Number of Art Teachers: 1	Number of Dance Teachers: 0	Number of Music Teachers: 1	Number of Theatre Teachers: 0

Class Type	2018-2019 Enrollment	2019-2020 Enrollment	2020-2021 Enrollment	2021-2022 Enrollment	2022-2023 Enrollment
Art	409 or 100%	396 or 97%	383 or 94%	367 or 88%	380 or 92%
Dance	Not offered	Not offered	Not offered	Not offered	Not offered
Music	205 or 50%	Not offered	Not offered	Not offered	376 or 91%
Choir	Not offered	Not offered	Not offered	Not offered	Not offered
Band	Not offered	Not offered	Not offered	Not offered	Not offered
Strings	Not offered	Not offered	Not offered	Not offered	Not offered
Guitar	Not offered	Not offered	Not offered	Not offered	Not offered
Keyboard	Not offered	Not offered	Not offered	Not offered	Not offered
General Music	205 or 50%	Not offered	Not offered	Not offered	376 or 91%
Theatre	Not offered	Not offered	Not offered	Not offered	Not offered



ATLANTA  
PUBLIC  
SCHOOLS



**Fine + Performing  
Arts**

[www.atlantapublicschools.us](http://www.atlantapublicschools.us)

## Jackson Cluster Arts Progression

Arts offerings (K-12) as evidenced by 2023-2024 course enrollment

	Elementary						Middle	High
	Benteen	Burgess-Peterson	Dunbar	Obama	Parkside	Toomer	King	Jackson
Art								
Dance								
Band								
Choir								
Strings								
Guitar								
Keyboard								
General Music								
Theatre								



**ATLANTA  
PUBLIC  
SCHOOLS**



**Fine + Performing  
Arts**

[www.atlantapublicschools.us](http://www.atlantapublicschools.us)

## Jackson High School (9-12)

Cluster: Jackson Feeds into: n/a Free/Reduced Lunch: >95%	Arts Pathway Completers: 19-20: 151 20-21: 142 21-22: 181 22-23:	Arts Diploma Seal Recipient: 19-20: 38 20-21: 33 21-22: 47 22-23: 40	18-19 Student Population: 1297 19-20 Student Population: 1310 20-21 Student Population: 1397 21-22 Student Population: 1414 22-23 Student Population: 1452
Number of Art Teachers: 2	Number of Dance Teachers: 1	Number of Music Teachers: 3	Number of Theatre Teachers: 1

Class Type	2018-2019 Enrollment	2019-2020 Enrollment	2020-2021 Enrollment	2021-2022 Enrollment	2022-2023 Enrollment
Art	403 or 31%	674 or 51%	609 or 44%	316 or 22%	340 or 23%
Dance	165 or 13%	268 or 20%	261 or 19%	142 or 10%	130 or 8%
Music	495 or 38%	889 or 67%	892 or 64%	623 or 44%	473 or 32%
Choir	95 or 7%	106 or 8%	95 or 7%	58 or 4%	51 or 3%
Band	65 or 4%	156 or 12%	141 or 10%	77 or 5%	77 or 5%
Strings	25 or 2%	79 or 6%	74 or 5%	34 or 2%	37 or 2%
Guitar	Not offered	90 or 7%	80 or 6%	61 or 4%	46 or 3%
Keyboard	73 or 6%	125 or 9%	89 or 6%	75 or 5%	66 or 4%
General Music	237 or 18%	333 or 25%	413 or 30%	318 or 22%	196 or 13%
Theatre	216 or 17%	435 or 33%	320 or 23%	187 or 13%	156 or 10%



ATLANTA  
PUBLIC  
SCHOOLS



**Fine + Performing  
Arts**

[www.atlantapublicschools.us](http://www.atlantapublicschools.us)

Annual Attendance Rates Per Arts Course		
Class Type	2022-2023 Attendance Daily Average	
Art	88.9%	
Dance	87.4%	
Music	88.6%	
Choir	85.6%	
Band	91.1%	
Strings	85.9%	
Guitar	84.8%	
Keyboard	90.3	
General Music	87.4%	
Theatre	91.2%	





ATLANTA  
PUBLIC  
SCHOOLS



**Fine + Performing  
Arts**

[www.atlantapublicschools.us](http://www.atlantapublicschools.us)

## King Middle School (6-8)

Cluster: Jackson Feeds into: Jackson Free/Reduced Lunch: >95%			18-19 Student Population: 790 19-20 Student Population: 819 20-21 Student Population: 872 21-22 Student Population: 788 22-23 Student Population: 793
Number of Art Teachers: 1	Number of Dance Teachers: 1	Number of Music Teachers: 3	Number of Theatre Teachers: 1

Class Type	2018-2019 Enrollment	2019-2020 Enrollment	2020-2021 Enrollment	2021-2022 Enrollment	2022-2023 Enrollment
Art	341 or 43%	351 or 43%	322 or 37%	291 or 37%	324 or 41%
Dance	152 or 19%	223 or 27%	149 or 17%	109 or 14%	127 or 16%
Music	466 or 59%	489 or 59%	677 or 78%	555 or 70%	613 or 77%
Choir	146 or 18%	99 or 12%	Not offered	108 or 14%	107 or 13%
Band	114 or 14%	124 or 15%	215 or 25%	165 or 21%	187 or 23%
Strings	206 or 26%	222 or 27%	195 or 22%	164 or 21%	193 or 24%
Guitar	Not offered	Not offered	Not offered	Not offered	Not offered
Keyboard	Not offered	Not offered	Not offered	Not offered	Not offered
General Music	Not offered	41 or 5%	267 or 31%	118 or 15%	126 or 16%
Theatre	191 or 24%	204 or 25%	181 or 21%	131 or 17%	165 or 21%



ATLANTA  
PUBLIC  
SCHOOLS



**Fine + Performing  
Arts**

[www.atlantapublicschools.us](http://www.atlantapublicschools.us)

**Annual Attendance Rates Per Arts Course**

<b>Class Type</b>	<b>2022-2023 Attendance Daily Average</b>	
Art	89.1%	
Dance	83.9%	
Music	86.9%	
Choir	85.7%	
Band	84.9%	
Strings	91.0%	
General Music	86.1%	
Theatre	87.1%	



ATLANTA  
PUBLIC  
SCHOOLS



**Fine + Performing  
Arts**

[www.atlantapublicschools.us](http://www.atlantapublicschools.us)

## Benteen Elementary School (K-5)

Cluster: Jackson Feeds into: King Free/Reduced Lunch: >95%			18-19 Student Population: 251 19-20 Student Population: 235 20-21 Student Population: 265 21-22 Student Population: 254 22-23 Student Population: 274
Number of Art Teachers: 1	Number of Dance Teachers: 0	Number of Music Teachers: 2	Number of Theatre Teachers: 0

Class Type	2018-2019 Enrollment	2019-2020 Enrollment	2020-2021 Enrollment	2021-2022 Enrollment	2022-2023 Enrollment
Art	285 or 100%	229 or 98%	240 or 91%	209 or 82%	237 or 86%
Dance	Not offered	Not offered	Not offered	Not offered	Not offered
Music	314 or 100%	249 or 100%	240 or 91%	210 or 83%	236 or 86%
Choir	Not offered	Not offered	Not offered	Not offered	Not offered
Band	40 or 14%	12 or 5%	9 or 3%	19 or 7%	19 or 7%
Strings	Not offered	Not offered	10 or 4%	17 or 7 %	18 or 6%
Guitar	Not offered	Not offered	Not offered	Not offered	Not offered
Keyboard	Not offered	Not offered	Not offered	Not offered	Not offered
General Music	283 or 100%	225 or 96%	221 or 83%	174 or 69%	199 or 73%
Theatre	Not offered	Not offered	Not offered	Not offered	Not offered



ATLANTA  
PUBLIC  
SCHOOLS



**Fine + Performing  
Arts**

[www.atlantapublicschools.us](http://www.atlantapublicschools.us)

## Burgess-Peterson Academy (K-5)

Cluster: Jackson Feeds into: King Free/Reduced Lunch: >95%			18-19 Student Population: 449 19-20 Student Population: 492 20-21 Student Population: 533 21-22 Student Population: 472 22-23 Student Population: 515
Number of Art Teachers: 1	Number of Dance Teachers: 0	Number of Music Teachers: 2	Number of Theatre Teachers: 0

Class Type	2018-2019 Enrollment	2019-2020 Enrollment	2020-2021 Enrollment	2021-2022 Enrollment	2022-2023 Enrollment
Art	449 or 100%	491 or 100%	467 or 88%	461 or 98%	495 or 96%
Dance	Not offered	Not offered	Not offered	Not offered	Not offered
Music	490 or 100%	523 or 100%	483 or 91%	522 or 100%	521 or 100%
Choir	Not offered	Not offered	Not offered	Not offered	Not offered
Band	41 or 9%	32 or 7%	17 or 3%	42 or 9%	27 or 5%
Strings	Not offered	Not offered	Not offered	24 or 5%	Not offered
Guitar	Not offered	Not offered	Not offered	Not offered	Not offered
Keyboard	Not offered	Not offered	Not offered	Not offered	Not offered
General Music	449 or 100%	491 or 100%	466 or 87%	456 or 97%	494 or 96%
Theatre	Not offered	Not offered	Not offered	Not offered	Not offered



**ATLANTA  
PUBLIC  
SCHOOLS**



**Fine + Performing  
Arts**  
[www.atlantapublicschools.us](http://www.atlantapublicschools.us)

## Dunbar Elementary School (K-5)

Cluster: Jackson Feeds into: King Free/Reduced Lunch: >95%			18-19 Student Population: 379 19-20 Student Population: 337 20-21 Student Population: 293 21-22 Student Population: 301 22-23 Student Population: 291
Number of Art Teachers: 1	Number of Dance Teachers: 0	Number of Music Teachers: 1	Number of Theatre Teachers: 0

Class Type	2018-2019 Enrollment	2019-2020 Enrollment	2020-2021 Enrollment	2021-2022 Enrollment	2022-2023 Enrollment
Art	374 or 99%	390 or 100%	293 or 100%	274 or 91%	272 or 93%
Dance	Not offered	Not offered	Not offered	Not offered	Not offered
Music	380 or 100%	355 or 100%	312 or 100%	274 or 91%	272 or 93%
Choir	Not offered	Not offered	Not offered	Not offered	Not offered
Band	19 or 5%	23 or 7%	20 or 7%	Not offered	Not offered
Strings	Not offered	Not offered	Not offered	Not offered	Not offered
Guitar	Not offered	Not offered	Not offered	Not offered	Not offered
Keyboard	Not offered	Not offered	Not offered	Not offered	Not offered
General Music	373 or 98%	332 or 99%	292 or 100%	274 or 91%	272 or 93%
Theatre	Not offered	Not offered	Not offered	Not offered	Not offered



ATLANTA  
PUBLIC  
SCHOOLS



**Fine + Performing  
Arts**

[www.atlantapublicschools.us](http://www.atlantapublicschools.us)

## Barack and Michelle Obama Academy (K-5)

Cluster: Jackson Feeds into: King Free/Reduced Lunch: >95%			18-19 Student Population: 264 19-20 Student Population: 282 20-21 Student Population: 294 21-22 Student Population: 263 22-23 Student Population: 253
Number of Art Teachers: 1	Number of Dance Teachers: 0	Number of Music Teachers: 1	Number of Theatre Teachers: 1

Class Type	2018-2019 Enrollment	2019-2020 Enrollment	2020-2021 Enrollment	2021-2022 Enrollment	2022-2023 Enrollment
Art	Not offered	284 or 100%	274 or 93%	237 or 90%	Not offered
Dance	Not offered	85 or 28%	105 or 36%	Not offered	162 or 64%
Music	248 or 94%	297 or 100%	275 or 94%	225 or 86%	263 or 100%
Choir	Not offered	Not offered	Not offered	Not offered	Not offered
Band	58 or 22%	43 or 15%	41 or 14%	43 or 16%	41 or 16%
Strings	Not offered	Not offered	Not offered	Not offered	Not offered
Guitar	Not offered	Not offered	Not offered	Not offered	Not offered
Keyboard	Not offered	Not offered	Not offered	Not offered	Not offered
General Music	190 or 72%	238 or 84%	234 or 80%	182 or 69%	227 or 90%
Theatre	259 or 98%	183 or 65%	153 or 52%	183 or 70%	225 or 89%



**ATLANTA  
PUBLIC  
SCHOOLS**



**Fine + Performing  
Arts**

[www.atlantapublicschools.us](http://www.atlantapublicschools.us)

## Parkside Elementary School (K-5)

Cluster: Jackson Feeds into: King Free/Reduced Lunch: >95%			18-19 Student Population: 518 19-20 Student Population: 523 20-21 Student Population: 562 21-22 Student Population: 562 22-23 Student Population: 543
Number of Art Teachers: 1	Number of Dance Teachers: 0	Number of Music Teachers: 2	Number of Theatre Teachers: 0

Class Type	2018-2019 Enrollment	2019-2020 Enrollment	2020-2021 Enrollment	2021-2022 Enrollment	2022-2023 Enrollment
Art	496 or 96%	514 or 98%	509 or 91%	499 or 89%	490 or 90%
Dance	Not offered	Not offered	Not offered	Not offered	Not offered
Music	519 or 100%	551 or 100%	518 or 92%	499 or 89%	492 or 90%
Choir	Not offered	Not offered	Not offered	Not offered	Not offered
Band	24 or 5%	30 or 6%	7 or 1%	36 or 6%	41 or 7%
Strings	Not offered	Not offered	Not offered	Not offered	Not offered
Guitar	Not offered	Not offered	Not offered	Not offered	Not offered
Keyboard	Not offered	Not offered	Not offered	Not offered	Not offered
General Music	495 or 96%	521 or 100%	510 or 91%	463 or 82%	451 or 85%
Theatre	Not offered	Not offered	Not offered	Not offered	Not offered



**ATLANTA  
PUBLIC  
SCHOOLS**



**Fine + Performing  
Arts**

[www.atlantapublicschools.us](http://www.atlantapublicschools.us)

## Toomer Elementary School (K-5)

Cluster: Jackson Feeds into: King Free/Reduced Lunch: >95%			18-19 Student Population: 433 19-20 Student Population: 425 20-21 Student Population: 393 21-22 Student Population: 433 22-23 Student Population: 459
Number of Art Teachers: 1	Number of Dance Teachers: 0	Number of Music Teachers: 2	Number of Theatre Teachers: 0

Class Type	2018-2019 Enrollment	2019-2020 Enrollment	2020-2021 Enrollment	2021-2022 Enrollment	2022-2023 Enrollment
Art	432 or 100%	425 or 100%	384 or 98%	417 or 96%	442 or 96%
Dance	Not offered	Not offered	Not offered	Not offered	Not offered
Music	468 or 100%	445 or 100%	403 or 100%	429 or 99%	523 or 100%
Choir	Not offered	Not offered	Not offered	Not offered	Not offered
Band	30 or 7%	23 or 5%	18 or 5%	8 or 2%	49 or 11%
Strings	Not offered	Not offered	Not offered	5 or 1%	21 or 4%
Guitar	Not offered	Not offered	Not offered	Not offered	Not offered
Keyboard	Not offered	Not offered	Not offered	Not offered	Not offered
General Music	438 or 100%	425 or 100%	385 or 98%	416 or 96%	453 or 99%
Theatre	Not offered	Not offered	Not offered	Not offered	Not offered





ATLANTA  
PUBLIC  
SCHOOLS



**Fine + Performing  
Arts**

[www.atlantapublicschools.us](http://www.atlantapublicschools.us)

## Mays Cluster Arts Progression

Arts offerings (K-12) as evidenced by 2023-2024 course enrollment

	Elementary					Middle	High
	Beecher Hills	Cascade	Miles	Peyton Forest	West Manor	Young	Mays
Art							
Dance							
Band							
Choir							
Strings							
Guitar							
Keyboard							
General Music							
Theatre							



**ATLANTA  
PUBLIC  
SCHOOLS**



**Fine + Performing  
Arts**

[www.atlantapublicschools.us](http://www.atlantapublicschools.us)

## Mays High School (9-12)

Cluster: Mays Feeds into: n/a Free/Reduced Lunch: >95%	Arts Pathway Completers: 19-20: 77 20-21: 73 21-22: 148 22-23:	Arts Diploma Seal Recipient: 19-20: 41 20-21: 32 21-22: 31 22-23: 37	18-19 Student Population: 1333 19-20 Student Population: 1176 20-21 Student Population: 1205 21-22 Student Population: 1230 22-23 Student Population: 1235
Number of Art Teachers: 1	Number of Dance Teachers: 1	Number of Music Teachers: 3	Number of Theatre Teachers: 1

Class Type	2018-2019 Enrollment	2019-2020 Enrollment	2020-2021 Enrollment	2021-2022 Enrollment	2022-2023 Enrollment
Art	433 or 32%	689 or 59%	512 or 42%	224 or 18%	234 or 19%
Dance	112 or 8%	237 or 20%	226 or 19%	139 or 11%	108 or 9%
Music	375 or 28%	700 or 59%	681 or 57%	715 or 58%	372 or 30%
Choir	76 or 6%	132 or 11%	106 or 9%	93 or 8%	40 or 3%
Band	102 or 8%	197 or 17%	211 or 18%	122 or 10%	74 or 6%
Strings	54 or 4%	131 or 11%	169 or 14%	100 or 8%	40 or 3%
Guitar	Not offered	Not offered	Not offered	Not offered	Not offered
Keyboard	19 or 1%	29 or 2%	28 or 2%	33 or 3%	35 or 2%
General Music	124 or 9%	211 or 18%	167 or 14%	149 or 12%	183 or 14%
Theatre	46 or 3%	109 or 9%	62 or 5%	218 or 18%	203 or 16%



ATLANTA  
PUBLIC  
SCHOOLS



**Fine + Performing  
Arts**

[www.atlantapublicschools.us](http://www.atlantapublicschools.us)

**Annual Attendance Rates Per Arts Course**

<b>Class Type</b>	<b>2022-2023 Attendance Daily Average</b>	
Art	75.9%	
Dance	76.5%	
Music	84.1%	
Choir	77.3%	
Band	86.3%	
Strings	89.7%	
Keyboard	86.7%	
General Music	80.6%	
Theatre	74.1%	



ATLANTA  
PUBLIC  
SCHOOLS



**Fine + Performing  
Arts**

[www.atlantapublicschools.us](http://www.atlantapublicschools.us)

## Young Middle School (6-8)

Cluster: Mays Feeds into: Mays Free/Reduced Lunch: >95%			18-19 Student Population: 798 19-20 Student Population: 842 20-21 Student Population: 890 21-22 Student Population: 804 22-23 Student Population: 745
Number of Art Teachers: 1	Number of Dance Teachers: 1	Number of Music Teachers: 2	Number of Theatre Teachers: 0

Class Type	2018-2019 Enrollment	2019-2020 Enrollment	2020-2021 Enrollment	2021-2022 Enrollment	2022-2023 Enrollment
Art	170 or 21%	165 or 20%	132 or 15%	133 or 17%	144 or 19%
Dance	112 or 14%	118 or 14%	123 or 14%	115 or 14%	113 or 15%
Music	410 or 51%	277 or 33%	163 or 80%	114 or 14%	133 or 18%
Choir	32 or 4%	Not offered	Not offered	Not offered	Not offered
Band	118 or 15%	149 or 17%	80 or 9%	59 or 7%	82 or 11%
Strings	42 or 5%	128 or 15%	83 or 9%	55 or 7%	51 or 7%
Guitar	Not offered	Not offered	Not offered	Not offered	Not offered
Keyboard	Not offered	Not offered	Not offered	Not offered	Not offered
General Music	218 or 27%	Not offered	Not offered	Not offered	Not offered
Theatre	Not offered	91 or 11%	125 or 14%	68 or 8%	Not offered



ATLANTA  
PUBLIC  
SCHOOLS



**Fine + Performing  
Arts**

[www.atlantapublicschools.us](http://www.atlantapublicschools.us)

**Annual Attendance Rates Per Arts Course**

<b>Class Type</b>	<b>2022-2023 Attendance Daily Average</b>	
Art	87.9%	
Dance	84.9%	
Music	87.9%	
Band	86.7%	
Strings	89.1%	



**ATLANTA  
PUBLIC  
SCHOOLS**



**Fine + Performing  
Arts**

[www.atlantapublicschools.us](http://www.atlantapublicschools.us)

## Beecher Hills Elementary (K-5)

Cluster: Mays Feeds into: Young Free/Reduced Lunch: >95%			18-19 Student Population: 274 19-20 Student Population: 280 20-21 Student Population: 284 21-22 Student Population: 231 22-23 Student Population: 274
Number of Art Teachers: 1	Number of Dance Teachers: 0	Number of Music Teachers: 1	Number of Theatre Teachers: 0

Class Type	2018-2019 Enrollment	2019-2020 Enrollment	2020-2021 Enrollment	2021-2022 Enrollment	2022-2023 Enrollment
Art	258 or 94%	272 or 70%	249 or 88%	193 or 84%	184 or 67%
Dance	Not offered	Not offered	Not offered	Not offered	Not offered
Music	290 or 100%	298 or 100%	265 or 93%	231 or 100%	231 or 84%
Choir	Not offered	Not offered	Not offered	12 or 5%	Not offered
Band	Not offered	Not offered	Not offered	18 or 8%	Not offered
Strings	40 or 15%	29 or 10%	15 or 5%	Not offered	24 or 8%
Guitar	Not offered	Not offered	Not offered	Not offered	Not offered
Keyboard	Not offered	Not offered	Not offered	Not offered	Not offered
General Music	260 or 95%	269 or 96%	250 or 88%	201 or 87%	207 or 76%
Theatre	Not offered	Not offered	Not offered	Not offered	Not offered



**ATLANTA  
PUBLIC  
SCHOOLS**



**Fine + Performing  
Arts**

[www.atlantapublicschools.us](http://www.atlantapublicschools.us)

## Cascade Elementary School (K-5)

Cluster: Mays Feeds into: Young Free/Reduced Lunch: >95%			18-19 Student Population: 426 19-20 Student Population: 413 20-21 Student Population: 376 21-22 Student Population: 326 22-23 Student Population: 341
Number of Art Teachers: 1	Number of Dance Teachers: 0	Number of Music Teachers: 2	Number of Theatre Teachers: 0

Class Type	2018-2019 Enrollment	2019-2020 Enrollment	2020-2021 Enrollment	2021-2022 Enrollment	2022-2023 Enrollment
Art	411 or 96%	399 or 97%	343 or 91%	293 or 90%	317 or 93%
Dance	Not offered	Not offered	Not offered	Not offered	Not offered
Music	425 or 100%	401 or 97%	344 or 91%	304 or 93%	317 or 93%
Choir	Not offered	Not offered	Not offered	Not offered	Not offered
Band	Not offered	Not offered	Not offered	36 or 11%	19 or 5%
Strings	27 or 6%	Not offered	Not offered	Not offered	Not offered
Guitar	Not offered	Not offered	Not offered	Not offered	Not offered
Keyboard	Not offered	Not offered	Not offered	Not offered	Not offered
General Music	412 or 97%	401 or 97%	344 or 91%	268 or 82%	298 or 87%
Theatre	Not offered	Not offered	Not offered	Not offered	Not offered



**ATLANTA  
PUBLIC  
SCHOOLS**



**Fine + Performing  
Arts**  
[www.atlantapublicschools.us](http://www.atlantapublicschools.us)

## Miles Elementary School (K-5)

Cluster: Mays Feeds into: Young Free/Reduced Lunch: >95%			18-19 Student Population: 557 19-20 Student Population: 549 20-21 Student Population: 549 21-22 Student Population: 540 22-23 Student Population: 522
Number of Art Teachers: 1	Number of Dance Teachers: 0	Number of Music Teachers: 2	Number of Theatre Teachers: 0

Class Type	2018-2019 Enrollment	2019-2020 Enrollment	2020-2021 Enrollment	2021-2022 Enrollment	2022-2023 Enrollment
Art	554 or 99%	544 or 99%	507 or 92%	476 or 88%	457 or 86%
Dance	Not offered	Not offered	Not offered	Not offered	Not offered
Music	555 or 100%	641 or 100%	502 or 91%	524 or 97%	486 or 93%
Choir	Not offered	Not offered	Not offered	Not offered	Not offered
Band	Not offered	Not offered	Not offered	50 or 9%	24 or 4%
Strings	Not offered	85 or 15%	Not offered	Not offered	Not offered
Guitar	Not offered	Not offered	Not offered	Not offered	Not offered
Keyboard	Not offered	Not offered	Not offered	Not offered	Not offered
General Music	555 or 100%	456 or 83%	502 or 91%	474 or 88%	462 or 88%
Theatre	Not offered	Not offered	Not offered	Not offered	Not offered





ATLANTA  
PUBLIC  
SCHOOLS



**Fine + Performing  
Arts**

[www.atlantapublicschools.us](http://www.atlantapublicschools.us)

## Peyton Forest Elementary School (K-5)

Cluster: Mays Feeds into: Young Free/Reduced Lunch: >95%			18-19 Student Population: 481 19-20 Student Population: 439 20-21 Student Population: 428 21-22 Student Population: 424 22-23 Student Population: 358
Number of Art Teachers: 1	Number of Dance Teachers: 0	Number of Music Teachers: 2	Number of Theatre Teachers: 0

Class Type	2018-2019 Enrollment	2019-2020 Enrollment	2020-2021 Enrollment	2021-2022 Enrollment	2022-2023 Enrollment
Art	477 or 99%	438 or 100%	395 or 92%	378 or 89%	338 or 94%
Dance	Not offered	Not offered	Not offered	Not offered	Not offered
Music	500 or 100%	453 or 100%	406 or 95%	411 or 97%	370 or 100%
Choir	Not offered	Not offered	Not offered	Not offered	Not offered
Band	10 or 2%	18 or 4%	7 or 2%	27 or 6%	32 or 9%
Strings	13 or 3%	Not offered	Not offered	Not offered	Not offered
Guitar	Not offered	Not offered	Not offered	Not offered	Not offered
Keyboard	Not offered	Not offered	Not offered	Not offered	Not offered
General Music	477 or 99%	435 or 99%	399 or 93%	384 or 91%	338 or 94%
Theatre	Not offered	Not offered	Not offered	Not offered	Not offered



**ATLANTA  
PUBLIC  
SCHOOLS**



**Fine + Performing  
Arts**  
[www.atlantapublicschools.us](http://www.atlantapublicschools.us)

## West Manor Elementary School (K-5)

Cluster: Mays Feeds into: Young Free/Reduced Lunch: >95%			18-19 Student Population: 276 19-20 Student Population: 274 20-21 Student Population: 222 21-22 Student Population: 220 22-23 Student Population: 247
Number of Art Teachers: 1	Number of Dance Teachers: 0	Number of Music Teachers: 2	Number of Theatre Teachers: 0

Class Type	2018-2019 Enrollment	2019-2020 Enrollment	2020-2021 Enrollment	2021-2022 Enrollment	2022-2023 Enrollment
Art	276 or 100%	273 or 100%	222 or 100%	218 or 99%	247 or 100%
Dance	Not offered	Not offered	Not offered	Not offered	Not offered
Music	276 or 100%	272 or 99%	222 or 100%	251 or 100%	281 or 100%
Choir	Not offered	Not offered	Not offered	Not offered	Not offered
Band	Not offered	Not offered	Not offered	35 or 16%	36 or 15%
Strings	21 or 8%	Not offered	Not offered	Not offered	Not offered
Guitar	Not offered	Not offered	Not offered	Not offered	Not offered
Keyboard	Not offered	Not offered	Not offered	Not offered	Not offered
General Music	255 or 92%	272 or 99%	222 or 100%	216 or 98%	245 or 99%
Theatre	Not offered	Not offered	Not offered	Not offered	Not offered



ATLANTA  
PUBLIC  
SCHOOLS



**Fine + Performing  
Arts**

[www.atlantapublicschools.us](http://www.atlantapublicschools.us)

## Midtown Cluster Arts Progression

Arts offerings (K-12) as evidenced by 2023-2024 course enrollment

	Elementary				Middle	High
	Hope-Hill	Lin	Morningside	Springdale Park	Howard	Midtown
Art						
Dance						
Band						
Choir						
Strings						
Guitar						
Keyboard						
General Music						
Theatre						



**ATLANTA  
PUBLIC  
SCHOOLS**



**Fine + Performing  
Arts**

[www.atlantapublicschools.us](http://www.atlantapublicschools.us)

## Midtown High School (9-12)

Cluster: Midtown Feeds into: n/a Free/Reduced Lunch: 29%	Arts Pathway Completers: 19-20: 126 20-21: 135 21-22: 254 22-23:	Arts Diploma Seal Recipient: 19-20: 50 20-21: 67 21-22: 96 22-23: 113	18-19 Student Population: 1389 19-20 Student Population: 1437 20-21 Student Population: 1469 21-22 Student Population: 1489 22-23 Student Population: 1594
Number of Art Teachers: 4	Number of Dance Teachers: 0	Number of Music Teachers: 3	Number of Theatre Teachers: 1

Class Type	2018-2019 Enrollment	2019-2020 Enrollment	2020-2021 Enrollment	2021-2022 Enrollment	2022-2023 Enrollment
Art	632 or 46%	838 or 58%	988 or 67%	755 or 51%	888 or 55%
Dance	Not offered	Not offered	Not offered	Not offered	Not offered
Music	452 or 33%	826 or 57%	721 or 49%	424 or 28%	432 or 27%
Choir	92 or 7%	189 or 13%	177 or 12%	90 or 6%	70 or 4%
Band	96 or 7 %	179 or 12%	162 or 11%	55 or 4%	79 or 5%
Strings	90 or 6%	212 or 15%	182 or 12%	52 or 3%	114 or 7%
Guitar	64 or 5%	135 or 9%	76 or 5%	64 or 4%	65 or 4%
Keyboard	Not offered	58 or 4%	46 or 3%	50 or 3%	27 or 1%
General Music	110 or 8%	53 or 3%	78 or 5%	70 or 5%	77 or 4%
Theatre	335 or 24%	563 or 39%	543 or 4%	328 or 22%	433 or 27%



ATLANTA  
PUBLIC  
SCHOOLS



**Fine + Performing  
Arts**

[www.atlantapublicschools.us](http://www.atlantapublicschools.us)

**Annual Attendance Rates Per Arts Course**

<b>Class Type</b>	<b>2022-2023 Attendance Daily Average</b>	
Art	89.3%	
Dance	84.9%	
Music	90.1%	
Choir	90.5%	
Band	92.9%	
Strings	90.2%	
Guitar	91.9%	
Keyboard	87.8%	
General Music	87.4%	
Theatre	86.3%	



ATLANTA  
PUBLIC  
SCHOOLS



**Fine + Performing  
Arts**

[www.atlantapublicschools.us](http://www.atlantapublicschools.us)

## Howard Middle School (6-8)

Cluster: Midtown Feeds into: Midtown Free/Reduced Lunch: 16%			18-19 Student Population: 1065 19-20 Student Population: 1110 20-21 Student Population: 1183 21-22 Student Population: 1131 22-23 Student Population: 1116
Number of Art Teachers: 1	Number of Dance Teachers: 1	Number of Music Teachers: 3	Number of Theatre Teachers: 0

Class Type	2018-2019 Enrollment	2019-2020 Enrollment	2020-2021 Enrollment	2021-2022 Enrollment	2022-2023 Enrollment
Art	319 or 30%	278 or 25%	646 or 55%	353 or 31%	360 or 32%
Dance	Not offered	Not offered	536 or 45%	273 or 24%	140 or 13%
Music	525 or 49%	1313 or 100%	1245 or 100%	590 or 52%	466 or 42%
Choir	238 or 22%	550 or 50%	572 or 48%	199 or 18%	194 or 17%
Band	200 or 19%	474 or 43%	412 or 35%	171 or 15%	148 or 13%
Strings	61 or 6%	289 or 26%	261 or 22%	124 or 11%	124 or 11%
Guitar	Not offered	Not offered	Not offered	Not offered	Not offered
Keyboard	Not offered	Not offered	Not offered	Not offered	Not offered
General Music	26 or 2%	Not offered	Not offered	Not offered	Not offered
Theatre	146 or 14%	Not offered	Not offered	Not offered	Not offered



ATLANTA  
PUBLIC  
SCHOOLS



**Fine + Performing  
Arts**

[www.atlantapublicschools.us](http://www.atlantapublicschools.us)

Annual Attendance Rates Per Arts Course		
Class Type	2022-2023 Attendance Daily Average	
Art	90.9%	
Dance	90.9%	
Music	95.0%	
Choir	94.3%	
Band	95.0%	
Strings	95.8%	



**ATLANTA  
PUBLIC  
SCHOOLS**



**Fine + Performing  
Arts**  
[www.atlantapublicschools.us](http://www.atlantapublicschools.us)

## Hope-Hill Elementary School (K-5)

Cluster: Midtown Feeds into: Howard Free/Reduced Lunch: >95%			18-19 Student Population: 403 19-20 Student Population: 309 20-21 Student Population: 343 21-22 Student Population: 369 22-23 Student Population: 350
Number of Art Teachers: 1	Number of Dance Teachers: 1	Number of Music Teachers: 1	Number of Theatre Teachers: 0

Class Type	2018-2019 Enrollment	2019-2020 Enrollment	2020-2021 Enrollment	2021-2022 Enrollment	2022-2023 Enrollment
Art	445 or 100%	124 or 40%*	309 or 90%	319 or 86%	313 or 89%
Dance	Not offered	Not offered	Not offered	322 or 87%	260 or 74%
Music	393 or 98%	246 or 80%	309 or 90%	322 or 87%	239 or 68%
Choir	Not offered	Not offered	Not offered	Not offered	Not offered
Band	72 or 18%	68 or 22%	63 or 18%	Not offered	Not offered
Strings	Not offered	Not offered	Not offered	Not offered	Not offered
Guitar	Not offered	Not offered	Not offered	Not offered	Not offered
Keyboard	Not offered	Not offered	Not offered	Not offered	Not offered
General Music	321 or 80%	178 or 58%	244 or 71%	322 or 87%	239 or 68%
Theatre	Not offered	46 or 15%*	Not offered	Not offered	Not offered

\*Art offered to K-2. Theatre offered to 3-5.





ATLANTA  
PUBLIC  
SCHOOLS



Fine + Performing  
Arts

[www.atlantapublicschools.us](http://www.atlantapublicschools.us)

## Mary Lin Elementary School (K-5)

Cluster: Midtown Feeds into: Howard Free/Reduced Lunch: <5%			18-19 Student Population: 665 19-20 Student Population: 704 20-21 Student Population: 601 21-22 Student Population: 639 22-23 Student Population: 624
Number of Art Teachers: 1	Number of Dance Teachers: 0	Number of Music Teachers: 1.5	Number of Theatre Teachers: 0

Class Type	2018-2019 Enrollment	2019-2020 Enrollment	2020-2021 Enrollment	2021-2022 Enrollment	2022-2023 Enrollment
Art	658 or 99%	699 or 99%	600 or 100%	636 or 100%	621 or 99%
Dance	Not offered	Not offered	Not offered	Not offered	Not offered
Music	617 or 93%	699 or 99%	600 or 100%	635 or 99%	624 or 100%
Choir	44 or 7%	60 or 9%	Not offered	52 or 8%	42 or 6%
Band	59 or 9%	97 or 14%	Not offered	78 or 12%	88 or 14%
Strings	70 or 11%	64 or 9%	Not offered	72 or 11%	69 or 11%
Guitar	Not offered	Not offered	Not offered	Not offered	Not offered
Keyboard	Not offered	Not offered	Not offered	Not offered	Not offered
General Music	444 or 67%	478 or 68%*	600 or 100%	433 or 68%*	425 or 68%*
Theatre	Not offered	Not offered	Not offered	Not offered	Not offered

\*General music offered to K-3. Band, strings, and choir offered to 4-5.



ATLANTA  
PUBLIC  
SCHOOLS



**Fine + Performing  
Arts**

[www.atlantapublicschools.us](http://www.atlantapublicschools.us)

## Morningside Elementary School (K-5)

Cluster: Midtown Feeds into: Howard Free/Reduced Lunch: 7%			18-19 Student Population: 937 19-20 Student Population: 940 20-21 Student Population: 795 21-22 Student Population: 819 22-23 Student Population: 818
Number of Art Teachers: 2	Number of Dance Teachers: 0	Number of Music Teachers: 2	Number of Theatre Teachers: 0

Class Type	2018-2019 Enrollment	2019-2020 Enrollment	2020-2021 Enrollment	2021-2022 Enrollment	2022-2023 Enrollment
Art	935 or 100%	768 or 82%	794 or 100%	816 or 100%	818 or 100%
Dance	Not offered	Not offered	Not offered	Not offered	Not offered
Music	937 or 100%	1,010 or 100%	798 or 100%	816 or 100%	818 or 100%
Choir	Not offered	59 or 6%	Not offered	Not offered	Not offered
Band	Not offered	117 or 12%	Not offered	Not offered	Not offered
Strings	Not offered	68 or 7%	Not offered	Not offered	Not offered
Guitar	Not offered	Not offered	Not offered	Not offered	Not offered
Keyboard	Not offered	Not offered	Not offered	Not offered	Not offered
General Music	937 or 100%	766 or 81%	800 or 100%	816 or 100%	818 or 100%
Theatre	Not offered	Not offered	Not offered	Not offered	Not offered

\*Band, Orchestra, and Choir offered but admin does not accurately label courses in IC



**ATLANTA  
PUBLIC  
SCHOOLS**



**Fine + Performing  
Arts**

[www.atlantapublicschools.us](http://www.atlantapublicschools.us)

## Springdale Park Elementary School (K-5)

Cluster: Midtown Feeds into: Howard Free/Reduced Lunch: 10%			18-19 Student Population: 740 19-20 Student Population: 770 20-21 Student Population: 690 21-22 Student Population: 732 22-23 Student Population: 754
Number of Art Teachers: 1	Number of Dance Teachers: 0	Number of Music Teachers: 2	Number of Theatre Teachers: 0

Class Type	2018-2019 Enrollment	2019-2020 Enrollment	2020-2021 Enrollment	2021-2022 Enrollment	2022-2023 Enrollment
Art	739 or 100%	762 or 99%	693 or 100%	723 or 99%	758 or 100%
Dance	Not offered	Not offered	Not offered	Not offered	Not offered
Music	739 or 100%	774 or 100%	705 or 100%	949 or 100%	758 or 100%
Choir	59 or 8%	16 or 2%	Not offered	54 or 7%	53 or 7%
Band	97 or 13%	96 or 12%	Not offered	121 or 17%	133 or 17%
Strings	68 or 9%	62 or 4%	Not offered	51 or 7%	41 or 5%
Guitar	Not offered	Not offered	Not offered	Not offered	Not offered
Keyboard	Not offered	Not offered	Not offered	Not offered	Not offered
General Music	521 or 70%	600 or 78%	705 or 100%	723 or 99%	531 or 70%
Theatre	Not offered	Not offered	Not offered	Not offered	Not offered



ATLANTA  
PUBLIC  
SCHOOLS



**Fine + Performing  
Arts**

[www.atlantapublicschools.us](http://www.atlantapublicschools.us)

## North Atlanta Cluster Arts Progression

Arts offerings (K-12) as evidenced by 2023-2024 course enrollment

	Elementary						Middle	High
	Bolton	Brandon	Garden Hills	Jackson	Rivers	Smith	Sutton	North Atlanta
Art								
Dance								
Band								
Choir								
Strings								
Guitar								
Keyboard								
General Music								
Theatre								



**ATLANTA  
PUBLIC  
SCHOOLS**



**Fine + Performing  
Arts**

[www.atlantapublicschools.us](http://www.atlantapublicschools.us)

## North Atlanta High School (9-12)

Cluster: North Atlanta Feeds into: n/a Free/Reduced Lunch: 26%	Arts Pathway Completers: 19-20: 228 20-21: 213 21-22: 276	Arts Diploma Seal Recipient: 19-20: 56 20-21: 50 21-22: 75 22-23: 62	18-19 Student Population: 1978 19-20 Student Population: 2085 20-21 Student Population: 2081 21-22 Student Population: 2198 22-23 Student Population: 2293
Number of Art Teachers: 3	Number of Dance Teachers: 1	Number of Music Teachers: 3	Number of Theatre Teachers: 2

Class Type	2018-2019 Enrollment	2019-2020 Enrollment	2020-2021 Enrollment	2021-2022 Enrollment	2022-2023 Enrollment
Art	476 or 24%	903 or 43%	979 or 47%	517 or 24%	566 or 25%
Dance	165 or 8%	326 or 16%	259 or 14%	141 or 6%	150 or 7%
Music	485 or 25%	759 or 36%	722 or 35%	500 or 23%	505 or 22%
Choir	76 or 4%	107 or 7%	86 or 4%	73 or 3%	68 or 3%
Band	118 or 6%	224 or 9%	214 or 10%	82 or 4%	135 or 6%
Strings	88 or 4%	149 or 7%	111 or 5%	81 or 4%	82 or 3%
Guitar	90 or 5%	160 or 8%	244 or 12%	117 or 5%	125 or 5%
Keyboard	Not offered	Not offered	Not offered	Not offered	Not offered
General Music	113 or 6%	110 or 5%	69 or 3%	147 or 7%	95 or 4%
Theatre	298 or 15%	566 or 27%	448 or 22%	349 or 16%	306 or 13%



ATLANTA  
PUBLIC  
SCHOOLS



**Fine + Performing  
Arts**

[www.atlantapublicschools.us](http://www.atlantapublicschools.us)

**Annual Attendance Rates Per Arts Course**

<b>Class Type</b>	<b>2022-2023 Attendance Daily Average</b>	
Art	90.3%	
Dance	87.4%	
Music	89.9%	
Choir	91.1%	
Band	91.8%	
Strings	86.4%	
Guitar	90.9%	
General Music	89.5%	
Theatre	88.6%	



ATLANTA  
PUBLIC  
SCHOOLS



**Fine + Performing  
Arts**

[www.atlantapublicschools.us](http://www.atlantapublicschools.us)

## Sutton Middle School (6-8)

Cluster: North Atlanta Feeds into: North Atlanta Free/Reduced Lunch: 24%			18-19 Student Population: 1614 19-20 Student Population: 1630 20-21 Student Population: 1494 21-22 Student Population: 1517 22-23 Student Population: 1487
Number of Art Teachers: 2	Number of Dance Teachers: 1	Number of Music Teachers: 4	Number of Theatre Teachers: 1

Class Type	2018-2019 Enrollment	2019-2020 Enrollment	2020-2021 Enrollment	2021-2022 Enrollment	2022-2023 Enrollment
Art	394 or 24%	804 or 50%	731 or 50%	731 or 48%	721 or 48%
Dance	383 or 24%	408 or 25%	365 or 24%	346 or 23%	381 or 26%
Music	1278 or 79%	1611 or 98%	1523 or 100%	1028 or 68%	1142 or 76%
Choir	96 or 6%	80 or 5%	223 or 15%	138 or 9%	97 or 6%
Band	216 or 13%	453 or 27%	380 or 25%	204 or 13%	216 or 15%
Strings	171 or 11%	335 or 21%	257 or 17%	125 or 8%	144 or 9%
Guitar	293 or 18%	332 or 20%	358 or 24%	362 or 24%	357 or 24%
Keyboard	Not offered	Not offered	Not offered	Not offered	Not offered
General Music	502 or 31%	411 or 25%	305 or 20%	199 or 13%	328 or 22%
Theatre	387 or 24%	399 or 24%	365 or 24%	359 or 24%	383 or 26%



ATLANTA  
PUBLIC  
SCHOOLS



**Fine + Performing  
Arts**

[www.atlantapublicschools.us](http://www.atlantapublicschools.us)

**Annual Attendance Rates Per Arts Course**

<b>Class Type</b>	<b>2022-2023 Attendance Daily Average</b>	
Art	92.9%	
Dance	91.4%	
Music	93.3%	
Choir	96.0%	
Band	96.4%	
Strings	94.9%	
Guitar	93.0%	
General Music	92.0%	
Theatre	90.0%	





**ATLANTA  
PUBLIC  
SCHOOLS**



**Fine + Performing  
Arts**  
[www.atlantapublicschools.us](http://www.atlantapublicschools.us)

## Bolton Academy (K-5)

Cluster: North Atlanta Feeds into: Sutton Free/Reduced Lunch: 51%			18-19 Student Population: 543 19-20 Student Population: 518 20-21 Student Population: 545 21-22 Student Population: 540 22-23 Student Population: 546
Number of Art Teachers: 1	Number of Dance Teachers: 0	Number of Music Teachers: 1	Number of Theatre Teachers: 0

Class Type	2018-2019 Enrollment	2019-2020 Enrollment	2020-2021 Enrollment	2021-2022 Enrollment	2022-2023 Enrollment
Art	539 or 99%	516 or 100%	486 or 89%	472 or 87%	483 or 88%
Dance	Not offered	Not offered	Not offered	Not offered	Not offered
Music	531 or 98%	512 or 99%	484 or 89%	473 or 88%	482 or 88%
Choir	Not offered	Not offered	Not offered	Not offered	Not offered
Band	Not offered	Not offered	Not offered	Not offered	Not offered
Strings	Not offered	Not offered	Not offered	Not offered	Not offered
Guitar	Not offered	Not offered	Not offered	Not offered	Not offered
Keyboard	Not offered	Not offered	Not offered	Not offered	Not offered
General Music	531 or 98%	512 or 99%	484 or 9%	473 or 88%	482 or 88%
Theatre	Not offered	Not offered	Not offered	Not offered	Not offered



ATLANTA  
PUBLIC  
SCHOOLS



**Fine + Performing  
Arts**

[www.atlantapublicschools.us](http://www.atlantapublicschools.us)

## Brandon Elementary School (K-5)

Cluster: North Atlanta Feeds into: Sutton Free/Reduced Lunch: 8%			18-19 Student Population: 1005 19-20 Student Population: 935 20-21 Student Population: 817 21-22 Student Population: 832 22-23 Student Population: 845
Number of Art Teachers: 2	Number of Dance Teachers: 0	Number of Music Teachers: 2	Number of Theatre Teachers: 0

Class Type	2018-2019 Enrollment	2019-2020 Enrollment	2020-2021 Enrollment	2021-2022 Enrollment	2022-2023 Enrollment
Art	1006 or 100%	919 or 98%	817 or 100%	804 or 97%	828 or or 98%
Dance	Not offered	Not offered	Not offered	Not offered	Not offered
Music	1007 or 100%	923 or 99%	814 or 100%	804 or 97%	827 or 97%
Choir	Not offered	Not offered	Not offered	Not offered	Not offered
Band	Not offered	Not offered	Not offered	Not offered	Not offered
Strings	Not offered	Not offered	Not offered	Not offered	Not offered
Guitar	Not offered	Not offered	Not offered	Not offered	Not offered
Keyboard	Not offered	Not offered	Not offered	Not offered	Not offered
General Music	1007 or 100%	923 or 99%	814 or 100%	804 or 97%	827 or 97%
Theatre	Not offered	Not offered	Not offered	Not offered	Not offered



ATLANTA  
PUBLIC  
SCHOOLS



**Fine + Performing  
Arts**

[www.atlantapublicschools.us](http://www.atlantapublicschools.us)

## Garden Hills Elementary School (K-5)

Cluster: North Atlanta Feeds into: Sutton Free/Reduced Lunch: 62%			18-19 Student Population: 511 19-20 Student Population: 448 20-21 Student Population: 464 21-22 Student Population: 459 22-23 Student Population: 470
Number of Art Teachers: 1	Number of Dance Teachers: 0	Number of Music Teachers: 1	Number of Theatre Teachers: 0

Class Type	2018-2019 Enrollment	2019-2020 Enrollment	2020-2021 Enrollment	2021-2022 Enrollment	2022-2023 Enrollment
Art	508 or 99%	442 or 99%	427 or 92%	415 or 90%	428 or 91%
Dance	Not offered	Not offered	Not offered	Not offered	Not offered
Music	511 or 100%	448 or 100%	427 or 92%	414 or 90%	429 or 91%
Choir	Not offered	Not offered	Not offered	Not offered	Not offered
Band	Not offered	Not offered	Not offered	Not offered	Not offered
Strings	Not offered	Not offered	Not offered	Not offered	Not offered
Guitar	Not offered	Not offered	Not offered	Not offered	Not offered
Keyboard	Not offered	Not offered	Not offered	Not offered	Not offered
General Music	511 or 100%	448 or 100%	427 or 92%	414 or 90%	429 or 91%
Theatre	Not offered	Not offered	Not offered	Not offered	Not offered



ATLANTA  
PUBLIC  
SCHOOLS



**Fine + Performing  
Arts**

[www.atlantapublicschools.us](http://www.atlantapublicschools.us)

## E. Rivers Elementary School (K-5)

Cluster: North Atlanta Feeds into: Sutton Free/Reduced Lunch: 28%			18-19 Student Population: 735 19-20 Student Population: 751 20-21 Student Population: 690 21-22 Student Population: 703 22-23 Student Population: 696
Number of Art Teachers: 1	Number of Dance Teachers: 0	Number of Music Teachers: 1	Number of Theatre Teachers: 0

Class Type	2018-2019 Enrollment	2019-2020 Enrollment	2020-2021 Enrollment	2021-2022 Enrollment	2022-2023 Enrollment
Art	732 or 100%	746 or 99%	648 or 94%	656 or 93%	652 or 93%
Dance	Not offered	Not offered	Not offered	Not offered	Not offered
Music	733 or 100%	742 or 99%	649 or 94%	655 or 93%	654 or 94%
Choir	Not offered	Not offered	Not offered	Not offered	Not offered
Band	Not offered	Not offered	Not offered	Not offered	Not offered
Strings	Not offered	Not offered	Not offered	Not offered	Not offered
Guitar	Not offered	Not offered	Not offered	Not offered	Not offered
Keyboard	Not offered	Not offered	Not offered	Not offered	Not offered
General Music	733 or 100%	742 or 99%	649 or 94%	655 or 93%	654 or 94%
Theatre	Not offered	Not offered	Not offered	Not offered	Not offered



**ATLANTA  
PUBLIC  
SCHOOLS**



**Fine + Performing  
Arts**

[www.atlantapublicschools.us](http://www.atlantapublicschools.us)

## Jackson Elementary School (K-5)

Cluster: North Atlanta Feeds into: Sutton Free/Reduced Lunch: 7%			18-19 Student Population: 676 19-20 Student Population: 659 20-21 Student Population: 526 21-22 Student Population: 500 22-23 Student Population: 464
Number of Art Teachers: 1	Number of Dance Teachers: 0	Number of Music Teachers: 1	Number of Theatre Teachers: 0

Class Type	2018-2019 Enrollment	2019-2020 Enrollment	2020-2021 Enrollment	2021-2022 Enrollment	2022-2023 Enrollment
Art	675 or 100%	661 or 100%	489 or 93%	450 or 90%	425 or 92%
Dance	Not offered	Not offered	Not offered	Not offered	Not offered
Music	678 or 100%	657 or 100%	491 or 93%	453 or 91%	425 or 92%
Choir	Not offered	Not offered	Not offered	Not offered	Not offered
Band	Not offered	Not offered	Not offered	Not offered	Not offered
Strings	Not offered	Not offered	Not offered	Not offered	Not offered
Guitar	Not offered	Not offered	Not offered	Not offered	Not offered
Keyboard	Not offered	Not offered	Not offered	Not offered	Not offered
General Music	678 or 100%	657 or 100%	491 or 93%	453 or 91%	425 or 92%
Theatre	Not offered	Not offered	Not offered	Not offered	Not offered



ATLANTA  
PUBLIC  
SCHOOLS



**Fine + Performing  
Arts**

[www.atlantapublicschools.us](http://www.atlantapublicschools.us)

## Smith Elementary School (K-5)

Cluster: North Atlanta Feeds into: Sutton Free/Reduced Lunch: 18%			18-19 Student Population: 984 19-20 Student Population: 900 20-21 Student Population: 829 21-22 Student Population: 807 22-23 Student Population: 864
Number of Art Teachers: 2	Number of Dance Teachers: 0	Number of Music Teachers: 2	Number of Theatre Teachers: 0

Class Type	2018-2019 Enrollment	2019-2020 Enrollment	2020-2021 Enrollment	2021-2022 Enrollment	2022-2023 Enrollment
Art	988 or 100%	899 or 100%	822 or 99%	794 or 98%	845 or 97%
Dance	Not offered	Not offered	Not offered	Not offered	Not offered
Music	986 or 100%	899 or 100%	828 or 100%	796 or 99%	850 or 98%
Choir	Not offered	Not offered	Not offered	Not offered	Not offered
Band	Not offered	Not offered	Not offered	Not offered	Not offered
Strings	Not offered	Not offered	Not offered	Not offered	Not offered
Guitar	Not offered	Not offered	Not offered	Not offered	Not offered
Keyboard	Not offered	Not offered	Not offered	Not offered	Not offered
General Music	986 or 100%	899 or 100%	828 or 100%	796 or 99%	850 or 98%
Theatre	Not offered	Not offered	Not offered	Not offered	Not offered



ATLANTA  
PUBLIC  
SCHOOLS



**Fine + Performing  
Arts**

[www.atlantapublicschools.us](http://www.atlantapublicschools.us)

## South Atlanta Cluster Arts Progression

Arts offerings (K-12) as evidenced by 2022-2023 course enrollment

	Elementary					Middle	High
	Cleveland Avenue	Dobbs	Heritage	Humphries	Hutchinson	Long	South Atlanta
Art							
Dance							
Band							
Choir							
Strings							
Guitar							
Keyboard							
General Music							
Theatre							



**ATLANTA  
PUBLIC  
SCHOOLS**



**Fine + Performing  
Arts**

[www.atlantapublicschools.us](http://www.atlantapublicschools.us)

## South Atlanta High School (9-12)

Cluster: South Atlanta Feeds into: n/a Free/Reduced Lunch: >95%	Arts Pathway Completers: 19-20: 77 20-21: 56 21-22: 77 22-23	Arts Diploma Seal Recipient: 19-20: 40 20-21: 25 21-22: 48 22-23: 32	18-19 Student Population: 823 19-20 Student Population: 787 20-21 Student Population: 866 21-22 Student Population: 822 22-23 Student Population: 859
Number of Art Teachers: 1	Number of Dance Teachers: 1	Number of Music Teachers: 2	Number of Theatre Teachers: 1

Class Type	2018-2019 Enrollment	2019-2020 Enrollment	2020-2021 Enrollment	2021-2022 Enrollment	2022-2023 Enrollment
Art	105 or 13%	197 or 25%	210 or 24%	134 or 16%	141 or 16%
Dance	Not offered	239 or 30%	215 or 25%	109 or 13%	120 or 14%
Music	168 or 20%	530 or 67%	387 or 45%	224 or 27%	240 or 28%
Choir	79 or 10%	144 or 18%	64 or 7%	57 or 7%	65 or 7%
Band	73 or 9%	153 or 19%	160 or 18%	64 or 8%	101 or 11%
Strings	Not offered	Not offered	Not offered	Not offered	Not offered
Guitar	Not offered	Not offered	Not offered	Not offered	Not offered
Keyboard	16 or 2%	27 or 3%	59 or 7%	96 or 12%	74 or 8%
General Music	Not offered	206 or 26%	104 or 12%	7 or 9%	Not offered
Theatre	165 or 20%	151 or 5%	280 or 32%	194 or 11%	224 or 26%





ATLANTA  
PUBLIC  
SCHOOLS



**Fine + Performing  
Arts**

[www.atlantapublicschools.us](http://www.atlantapublicschools.us)

**Annual Attendance Rates Per Arts Course**

<b>Class Type</b>	<b>2022-2023 Attendance Daily Average</b>	
Art	89.3%	
Dance	74.2%	
Music	75.7%	
Choir	69.9%	
Band	83.6%	
Keyboard	73.7%	
Theatre	76.8%	



ATLANTA  
PUBLIC  
SCHOOLS



**Fine + Performing  
Arts**

[www.atlantapublicschools.us](http://www.atlantapublicschools.us)

## Long Middle School (6-8)

Cluster: South Atlanta Feeds into: South Atlanta Free/Reduced Lunch: >95%			18-19 Student Population: 740 19-20 Student Population: 749 20-21 Student Population: 774 21-22 Student Population: 686 22-23 Student Population: 671
Number of Art Teachers: 1	Number of Dance Teachers: 1	Number of Music Teachers: 2	Number of Theatre Teachers: 1

Class Type	2018-2019 Enrollment	2019-2020 Enrollment	2020-2021 Enrollment	2021-2022 Enrollment	2022-2023 Enrollment
Art	309 or 42%	262 or 35%	324 or 42%	307 or 45%	292 or 43%
Dance	Not offered	84 or 11%	165 or 21%	92 or 13%	73 or 11%
Music	148 or 20%	231 or 31%	253 or 33%	104 or 15%	132 or 19%
Choir	48 or 6%	82 or 10%	91 or 12%	37 or 5%	41 or 6%
Band	100 or 14%	149 or 20%	162 or 21%	67 or 10%	91 or 13%
Strings	Not offered	Not offered	Not offered	Not offered	Not offered
Guitar	Not offered	Not offered	Not offered	Not offered	Not offered
Keyboard	Not offered	Not offered	Not offered	Not offered	Not offered
General Music	Not offered	Not offered	Not offered	Not offered	Not offered
Theatre	74 or 10%	140 or 8%	138 or 18%	73 or 11%	74 or 11%



ATLANTA  
PUBLIC  
SCHOOLS



**Fine + Performing  
Arts**

[www.atlantapublicschools.us](http://www.atlantapublicschools.us)

**Annual Attendance Rates Per Arts Course**

<b>Class Type</b>	<b>2022-2023 Attendance Daily Average</b>	
Art	86.7%	
Dance	91.0%	
Music	89.1%	
Choir	90.5%	
Band	87.8%	
Theatre	88.2%	



ATLANTA  
PUBLIC  
SCHOOLS



**Fine + Performing  
Arts**

[www.atlantapublicschools.us](http://www.atlantapublicschools.us)

## Cleveland Avenue Elementary (K-5)

Cluster: South Atlanta Feeds into: Long Free/Reduced Lunch: >95%			18-19 Student Population: 325 19-20 Student Population: 296 20-21 Student Population: 289 21-22 Student Population: 291 22-23 Student Population: 277
Number of Art Teachers: 1	Number of Dance Teachers: 0	Number of Music Teachers: 1	Number of Theatre Teachers: 0

Class Type	2018-2019 Enrollment	2019-2020 Enrollment	2020-2021 Enrollment	2021-2022 Enrollment	2022-2023 Enrollment
Art	323 or 99%	293 or 99%	275 or 95%	139 or 48%	235 or 84%
Dance	Not offered	Not offered	Not offered	Not offered	Not offered
Music	318 or 98%	293 or 99%	275 or 95%	265 or 91%	261 or 94%
Choir	Not offered	Not offered	Not offered	Not offered	Not offered
Band	Not offered	Not offered	Not offered	Not offered	Not offered
Strings	Not offered	Not offered	Not offered	Not offered	Not offered
Guitar	Not offered	Not offered	Not offered	Not offered	Not offered
Keyboard	Not offered	Not offered	Not offered	Not offered	Not offered
General Music	318 or 98%	293 or 99%	275 or 95%	265 or 91%	261 or 94%
Theatre	Not offered	Not offered	Not offered	Not offered	Not offered



ATLANTA  
PUBLIC  
SCHOOLS



**Fine + Performing  
Arts**

[www.atlantapublicschools.us](http://www.atlantapublicschools.us)

## Dobbs Elementary (K-5)

Cluster: South Atlanta Feeds into: Long Free/Reduced Lunch: >95%			18-19 Student Population: 458 19-20 Student Population: 433 20-21 Student Population: 368 21-22 Student Population: 374 22-23 Student Population: 343
Number of Art Teachers: 1	Number of Dance Teachers: 0	Number of Music Teachers: 2	Number of Theatre Teachers: 0

Class Type	2018-2019 Enrollment	2019-2020 Enrollment	2020-2021 Enrollment	2021-2022 Enrollment	2022-2023 Enrollment
Art	462 or 100%	405 or 94%	344 or 93%	337 or 90%	316 or 92%
Dance	Not offered	Not offered	Not offered	Not offered	Not offered
Music	452 or 99%	405 or 94%	349 or 95%	376 or 100%	152 or 44%
Choir	Not offered	Not offered	Not offered	Not offered	Not offered
Band	Not offered	Not offered	5 or 1%	28 or 7%	9 or 2%
Strings	Not offered	Not offered	Not offered	Not offered	Not offered
Guitar	Not offered	Not offered	Not offered	Not offered	Not offered
Keyboard	Not offered	Not offered	Not offered	Not offered	Not offered
General Music	452 or 99%	405 or 94%	344 or 93%	348 or 93%	143 or 41%
Theatre	Not offered	Not offered	Not offered	Not offered	Not offered



ATLANTA  
PUBLIC  
SCHOOLS



**Fine + Performing  
Arts**

[www.atlantapublicschools.us](http://www.atlantapublicschools.us)

## Heritage Academy (K-5)

Cluster: South Atlanta Feeds into: Long Free/Reduced Lunch: >95%			18-19 Student Population: 465 19-20 Student Population: 454 20-21 Student Population: 450 21-22 Student Population: 419 22-23 Student Population: 404
Number of Art Teachers: 1	Number of Dance Teachers: 0	Number of Music Teachers: 1	Number of Theatre Teachers: 0

Class Type	2018-2019 Enrollment	2019-2020 Enrollment	2020-2021 Enrollment	2021-2022 Enrollment	2022-2023 Enrollment
Art	464 or 100%	447 or 98%	427 or 95%	369 or 88%	331 or 82%
Dance	Not offered	Not offered	Not offered	Not offered	Not offered
Music	457 or 98%	450 or 99%	425 or 94%	369 or 88%	384 or 95%
Choir	Not offered	Not offered	Not offered	Not offered	Not offered
Band	Not offered	Not offered	Not offered	Not offered	Not offered
Strings	Not offered	Not offered	Not offered	Not offered	Not offered
Guitar	Not offered	Not offered	Not offered	Not offered	Not offered
Keyboard	Not offered	Not offered	Not offered	Not offered	Not offered
General Music	457 or 98%	450 or 99%	425 or 94%	369 or 88%	384 or 95%
Theatre	Not offered	Not offered	Not offered	Not offered	Not offered



ATLANTA  
PUBLIC  
SCHOOLS



**Fine + Performing  
Arts**

[www.atlantapublicschools.us](http://www.atlantapublicschools.us)

## Humphries Elementary School (K-5)

Cluster: South Atlanta Feeds into: Long Free/Reduced Lunch: >95%			18-19 Student Population: 281 19-20 Student Population: 256 20-21 Student Population: 241 21-22 Student Population: 237 22-23 Student Population: 277
Number of Art Teachers: 1	Number of Dance Teachers: 0	Number of Music Teachers: 2	Number of Theatre Teachers: 0

Class Type	2018-2019 Enrollment	2019-2020 Enrollment	2020-2021 Enrollment	2021-2022 Enrollment	2022-2023 Enrollment
Art	281 or 100%	248 or 97%	229 or 95%	208 or 88%	259 or 93%
Dance	Not offered	Not offered	Not offered	Not offered	Not offered
Music	274 or 98%	255 or 100%	229 or 95%	209 or 88%	259 or 93%
Choir	Not offered	Not offered	Not offered	Not offered	Not offered
Band	Not offered	Not offered	Not offered	Not offered	Not offered
Strings	Not offered	Not offered	Not offered	Not offered	Not offered
Guitar	Not offered	Not offered	Not offered	Not offered	Not offered
Keyboard	Not offered	Not offered	Not offered	Not offered	Not offered
General Music	274 or 98%	255 or 100%	229 or 95%	209 or 88%	259 or 93%
Theatre	Not offered	Not offered	Not offered	Not offered	Not offered



ATLANTA  
PUBLIC  
SCHOOLS



**Fine + Performing  
Arts**

[www.atlantapublicschools.us](http://www.atlantapublicschools.us)

## Hutchinson Elementary School (K-5)

Cluster: South Atlanta Feeds into: Long Free/Reduced Lunch: >95%			18-19 Student Population: 452 19-20 Student Population: 402 20-21 Student Population: 380 21-22 Student Population: 313 22-23 Student Population: 304
Number of Art Teachers: 1	Number of Dance Teachers: 0	Number of Music Teachers: 1	Number of Theatre Teachers: 0

Class Type	2018-2019 Enrollment	2019-2020 Enrollment	2020-2021 Enrollment	2021-2022 Enrollment	2022-2023 Enrollment
Art	444 or 98%	395 or 98%	362 or 95%	279 or 89%	276 or 90%
Dance	Not offered	Not offered	Not offered	Not offered	Not offered
Music	445 or 98%	396 or 99%	378 or 99%	279 or 89%	279 or 91%
Choir	Not offered	Not offered	Not offered	Not offered	Not offered
Band	23 or 5%	Not offered	16 or 4%	Not offered	Not offered
Strings	Not offered	Not offered	Not offered	Not offered	Not offered
Guitar	Not offered	Not offered	Not offered	Not offered	Not offered
Keyboard	Not offered	Not offered	Not offered	Not offered	Not offered
General Music	422 or 93%	396 or 99%	362 or 95%	279 or 89%	279 or 91%
Theatre	Not offered	Not offered	Not offered	Not offered	Not offered





ATLANTA  
PUBLIC  
SCHOOLS



**Fine + Performing  
Arts**

[www.atlantapublicschools.us](http://www.atlantapublicschools.us)

## Therrell Cluster Arts Progression

Arts offerings (K-12) as evidenced by 2023-2024 course enrollment

	Elementary				Middle	High
	Continental Colony	Deerwood	Fickett	Kimberly	Bunche	Therrell
Art						
Dance						
Band						
Choir						
Strings						
Guitar						
Keyboard						
General Music						
Theatre						



**ATLANTA  
PUBLIC  
SCHOOLS**



**Fine + Performing  
Arts**  
[www.atlantapublicschools.us](http://www.atlantapublicschools.us)

## Therrell High School (9-12)

Cluster: Therrell Feeds into: n/a Free/Reduced Lunch: >95%	Arts Pathway Completers: 19-20: 45 20-21: 25 21-22: 47 22-23:	Arts Diploma Seal Recipient: 19-20: 8 20-21: 2 21-22: 13 22-23: 22	18-19 Student Population: 851 19-20 Student Population: 844 20-21 Student Population: 901 21-22 Student Population: 930 22-23 Student Population: 910
Number of Art Teachers: 1	Number of Dance Teachers: 1	Number of Music Teachers: 2	Number of Theatre Teachers: 0

Class Type	2018-2019 Enrollment	2019-2020 Enrollment	2020-2021 Enrollment	2021-2022 Enrollment	2022-2023
Art	154 or 18%	273 or 32%	281 or 31%	203 or 22%	160 or 17%
Dance	88 or 10%	183 or 22%	234 or 26%	108 or 12%	60 or 6%
Music	186 or 22%	504 or 60%	490 or 54%	438 or 47%	482 or 53%
Choir	58 or 7%	151 or 18%	120 or 13%	63 or 7%	56 or 6%
Band	54 or 6%	44 or 5%	65 or 7%	48 or 5%	68 or 7%
Strings	13 or 2%	104 or 12%	37 or 4%	38 or 4%	45 or 5%
Guitar	Not offered	43 or 5%	39 or 4%	43 or 5%	50 or 5%
Keyboard	Not offered	48 or 6%	94 or 10%	26 or 3%	52 or 5%
General Music	61 or 7%	114 or 14%	135 or 15%	220 or 24%	135 or 14%
Music Technology	Not offered	Not offered	unknown	43 or 5%	76 or 8%
Theatre	14 or 2%	Not offered	Not offered	Not offered	51 or 5%



ATLANTA  
PUBLIC  
SCHOOLS



**Fine + Performing  
Arts**

[www.atlantapublicschools.us](http://www.atlantapublicschools.us)

**Annual Attendance Rates Per Arts Course**

<b>Class Type</b>	<b>2022-2023 Attendance Daily Average</b>	
Art	86.6%	
Dance	90.4%	
Music	83.7%	
Choir	87.2%	
Band	78.1%	
Strings	81.5%	
Guitar	81.2%	
Keyboard	85.8%	
General Music	82.6%	
Music Technology	90.0%	
Theatre	82.3%	



ATLANTA  
PUBLIC  
SCHOOLS



**Fine + Performing  
Arts**

[www.atlantapublicschools.us](http://www.atlantapublicschools.us)

## Bunche Middle School (6-8)

Cluster: Therrell Feeds into: Therrell Free/Reduced Lunch: >95%			18-19 Student Population: 930 19-20 Student Population: 996 20-21 Student Population: 925 21-22 Student Population: 853 22-23 Student Population: 783
Number of Art Teachers: 1	Number of Dance Teachers: 1	Number of Music Teachers: 2	Number of Theatre Teachers: 0

Class Type	2018-2019 Enrollment	2019-2020 Enrollment	2020-2021 Enrollment	2021-2022 Enrollment	2022-2023 Enrollment
Art	169 or 18%	318 or 32%	290 or 31%	267 or 31%	266 or 34%
Dance	131 or 14%	180 or 18%	130 or 14%	146 or 17%	121 or 15%
Music	235 or 25%	403 or 40%	383 or 41 %	264 or 31%	203 or 25%
Choir	129 or 14%	203 or 20%	197 or 21%	166 or 19%	84 or 11%
Band	61 or 7%	122 or 12%	97 or 10%	55 or 6%	83 or 10%
Strings	45 or 5%	78 or 8%	89 or 10%	43 or 5%	36 or 4%
Guitar	Not offered	Not offered	Not offered	Not offered	Not offered
Keyboard	Not offered	Not offered	Not offered	Not offered	Not offered
General Music	Not offered	Not offered	Not offered	Not offered	Not offered
Theatre	Not offered	Not offered	Not offered	Not offered	Not offered



ATLANTA  
PUBLIC  
SCHOOLS



**Fine + Performing  
Arts**

[www.atlantapublicschools.us](http://www.atlantapublicschools.us)

**Annual Attendance Rates Per Arts Course**

<b>Class Type</b>	<b>2022-2023 Attendance Daily Average</b>	
Art	81.8%	
Dance	85.1%	
Music	85.5%	
Choir	79.9%	
Band	88.2%	
Strings	88.4%	



**ATLANTA  
PUBLIC  
SCHOOLS**



**Fine + Performing  
Arts**

[www.atlantapublicschools.us](http://www.atlantapublicschools.us)

## Continental Colony Elementary School (K-5)

Cluster: Therrell Feeds into: Bunche Free/Reduced Lunch: >95%			18-19 Student Population: 442 19-20 Student Population: 441 20-21 Student Population: 406 21-22 Student Population: 397 22-23 Student Population: 372
Number of Art Teachers: 1	Number of Dance Teachers: 0	Number of Music Teachers: 2	Number of Theatre Teachers: 0

Class Type	2018-2019 Enrollment	2019-2020 Enrollment	2020-2021 Enrollment	2021-2022 Enrollment	2022-2023 Enrollment
Art	423 or 96%	411 or 93%	386 or 95%	344 or 87%	349 or 94%
Dance	Not offered	Not offered	Not offered	Not offered	Not offered
Music	451 or 100%	471 or 100%	396 or 98%	379 or 95%	370 or 99%
Choir	Not offered	Not offered	Not offered	Not offered	Not offered
Band	39 or 9%	39 or 9%	19 or 5%	34 or 9%	21 or 5%
Strings	Not offered	Not offered	Not offered	Not offered	Not offered
Guitar	Not offered	Not offered	Not offered	Not offered	Not offered
Keyboard	Not offered	Not offered	Not offered	Not offered	Not offered
General Music	433 or 98%	432 or 98%	377 or 100%	345 or 87%	349 or 94%
Theatre	Not offered	Not offered	Not offered	Not offered	Not offered



ATLANTA  
PUBLIC  
SCHOOLS



**Fine + Performing  
Arts**

[www.atlantapublicschools.us](http://www.atlantapublicschools.us)

## Deerwood Academy (K-5)

Cluster: Therrell Feeds into: Bunche Free/Reduced Lunch: >95%			18-19 Student Population: 613 19-20 Student Population: 612 20-21 Student Population: 560 21-22 Student Population: 552 22-23 Student Population: 496
Number of Art Teachers: 1	Number of Dance Teachers: 0	Number of Music Teachers: 2	Number of Theatre Teachers: 0

Class Type	2018-2019 Enrollment	2019-2020 Enrollment	2020-2021 Enrollment	2021-2022 Enrollment	2022-2023 Enrollment
Art	591 or 96%	601 or 98%	518 or 93%	497 or 90%	462 or 93%
Dance	Not offered	Not offered	Not offered	Not offered	Not offered
Music	629 or 100%	622 or 100%	527 or 94%	542 or 98%	492 or 100%
Choir	Not offered	Not offered	Not offered	Not offered	Not offered
Band	39 or 6%	36 or 6%	9 or 2%	46 or 8%	31 or 6%
Strings	Not offered	Not offered	Not offered	Not offered	Not offered
Guitar	Not offered	Not offered	Not offered	Not offered	Not offered
Keyboard	Not offered	Not offered	Not offered	Not offered	Not offered
General Music	590 or 96%	586 or 96%	518 or 93%	496 or 90%	461 or 93%
Theatre	Not offered	Not offered	Not offered	Not offered	Not offered



ATLANTA  
PUBLIC  
SCHOOLS



**Fine + Performing  
Arts**

[www.atlantapublicschools.us](http://www.atlantapublicschools.us)

## Fickett Elementary School (K-5)

Cluster: Therrell Feeds into: Bunche Free/Reduced Lunch: >95%			18-19 Student Population: 505 19-20 Student Population: 515 20-21 Student Population: 477 21-22 Student Population: 473 22-23 Student Population: 465
Number of Art Teachers: 1	Number of Dance Teachers: 0	Number of Music Teachers: 2	Number of Theatre Teachers: 0

Class Type	2018-2019 Enrollment	2019-2020 Enrollment	2020-2021 Enrollment	2021-2022 Enrollment	2022-2023 Enrollment
Art	222 or 44%	243 or 47%*	395 or 83%	429 or 91%	422 or 91%
Dance	Not offered	Not offered	Not offered	Not offered	Not offered
Music	200 or 40%	522 or 100%	269 or 56%	442 or 93%	448 or 96%
Choir	Not offered	Not offered	Not offered	Not offered	Not offered
Band	25 or 5%	23 or 4%	9 or 2%	16 or 3%	31 or 6%
Strings	Not offered	Not offered	Not offered	Not offered	Not offered
Guitar	Not offered	Not offered	Not offered	Not offered	Not offered
Keyboard	Not offered	Not offered	Not offered	Not offered	Not offered
General Music	175 or 35%	499 or 97%	260 or 12%	426 or 90%	417 or 89%
Theatre	Not offered	Not offered	Not offered	Not offered	Not offered

\* Only K-2 students were enrolled in art in 2019-2020.





ATLANTA  
PUBLIC  
SCHOOLS



**Fine + Performing  
Arts**

[www.atlantapublicschools.us](http://www.atlantapublicschools.us)

## Kimberly Elementary School (K-5)

Cluster: Therrell Feeds into: Bunche Free/Reduced Lunch: >95%			18-19 Student Population: 425 19-20 Student Population: 377 20-21 Student Population: 344 21-22 Student Population: 305 22-23 Student Population: 312
Number of Art Teachers: 1	Number of Dance Teachers: 0	Number of Music Teachers: 2	Number of Theatre Teachers: 0

Class Type	2018-2019 Enrollment	2019-2020 Enrollment	2020-2021 Enrollment	2021-2022 Enrollment	2022-2023 Enrollment
Art	237 or 56%	252 or 67%	331 or 96%	297 or 97%	293 or 94%
Dance	Not offered	Not offered	Not offered	Not offered	Not offered
Music	303 or 71%	272 or 72%	357 or 100%	318 or 100%	309 or 99%
Choir	Not offered	Not offered	Not offered	Not offered	Not offered
Band	32 or 8%	29 or 8%	26 or 8%	22 or 7%	16 or 5%
Strings	Not offered	Not offered	Not offered	Not offered	Not offered
Guitar	Not offered	Not offered	Not offered	Not offered	Not offered
Keyboard	Not offered	Not offered	Not offered	Not offered	Not offered
General Music	271 or 64%	243 or 64%	331 or 96%	296 or 97%	293 or 94%
Theatre	Not offered	Not offered	Not offered	Not offered	Not offered



ATLANTA  
PUBLIC  
SCHOOLS



**Fine + Performing  
Arts**

[www.atlantapublicschools.us](http://www.atlantapublicschools.us)

## Washington Cluster Arts Progression

Arts offerings (K-12) as evidenced by 2023-2024 course enrollment

	Elementary		K-8	Middle	High
	Jones	TAG	Hollis	Russell	Washington
Art					
Dance					
Band					
Choir					
Strings					
Guitar					
Keyboard					
General Music					
Theatre					



**ATLANTA  
PUBLIC  
SCHOOLS**



**Fine + Performing  
Arts**

[www.atlantapublicschools.us](http://www.atlantapublicschools.us)

## Washington High School (9-12)

Cluster: Washington Feeds into: n/a Free/Reduced Lunch: >95%	Arts Pathway Completers: 19-20: 58 20-21: 45 21-22: 77 22-23:	Arts Diploma Seal Recipient: 19-20: 25 20-21: 11 21-22: 12 22-23: 22	18-19 Student Population: 679 19-20 Student Population: 727 20-21 Student Population: 850 21-22 Student Population: 833 22-23 Student Population: 764
Number of Art Teachers: 1	Number of Dance Teachers: 1	Number of Music Teachers: 2	Number of Theatre Teachers: 0

Class Type	2018-2019 Enrollment	2019-2020 Enrollment	2020-2021 Enrollment	2021-2022 Enrollment	2022-2023 Enrollment
Art	92 or 14%	199 or 27%	281 or 33%	144 or 17%	126 or 16%
Dance	137 or 20%	241 or 33%	298 or 35%	110 or 13%	124 or 16%
Music	222 or 33%	610 or 84%	591 or 70%	293 or 35%	240 or 31%
Choir	105 or 15%	247 or 34%	284 or 33%	130 or 16%	95 or 12%
Band	53 or 8%	242 or 33%	266 or 31%	93 or 11%	68 or 9%
Strings	Not offered	Not offered	Not offered	Not offered	Not offered
Guitar	31 or 5%	Not offered	Not offered	Not offered	Not offered
Keyboard	Not offered	Not offered	Not offered	Not offered	Not offered
General Music	33 or 4%	121 or 16%	41 or 5%	70 or 8%	77 or 10%
Theatre	Not offered	Not offered	Not offered	Not offered	Not offered



ATLANTA  
PUBLIC  
SCHOOLS



**Fine + Performing  
Arts**

[www.atlantapublicschools.us](http://www.atlantapublicschools.us)

**Annual Attendance Rates Per Arts Course**

<b>Class Type</b>	<b>2022-2023 Attendance Daily Average</b>	
Art	76.3%	
Dance	82.7%	
Music	71.3%	
Choir	70.5%	
Band	82.0%	
General Music	61.6%	



**ATLANTA  
PUBLIC  
SCHOOLS**



**Fine + Performing  
Arts**  
[www.atlantapublicschools.us](http://www.atlantapublicschools.us)

## H. J. Russell West End Academy (6-8)

Cluster: Washington Feeds into: Washington Free/Reduced Lunch: >95%			18-19 Student Population: 480 19-20 Student Population: 406 20-21 Student Population: 388 21-22 Student Population: 358 22-23 Student Population: 353
Number of Art Teachers: 1	Number of Dance Teachers: 0	Number of Music Teachers: 2	Number of Theatre Teachers: 0

Class Type	2018-2019 Enrollment	2019-2020 Enrollment	2020-2021 Enrollment	2021-2022 Enrollment	2022-2024 Enrollment
Art	239 or 50%	245 or 60%	221 or 57%	245 or 68%	170 or 48%
Dance	Not offered	Not offered	Not offered	120 or 34%	Not offered
Music	371 or 77%	363 or 89%	379 or 98%	295 or 82%	246 or 69%
Choir	49 or 10%	86 or 21%	57 or 15%	49 or 14%	53 or 15%
Band	76 or 16%	76 or 19%	56 or 14%	44 or 12%	59 or 16%
Strings	Not offered	Not offered	Not offered	Not offered	Not offered
Guitar	115 or 24%	111 or 27%	124 or 32%	103 or 29%	64 or 18%
Keyboard	Not offered	Not offered	Not offered	Not offered	Not offered
General Music	131 or 27%	90 or 22%	142 or 37%	99 or 28%	70 or 19%
Theatre	Not offered	Not offered	Not offered	Not offered	Not offered



ATLANTA  
PUBLIC  
SCHOOLS



**Fine + Performing  
Arts**

[www.atlantapublicschools.us](http://www.atlantapublicschools.us)

**Annual Attendance Rates Per Arts Course**

<b>Class Type</b>	<b>2022-2023 Attendance Daily Average</b>	
Art	87.9%	
Music	87.5%	
Choir	88.2%	
Band	89.2%	
Guitar	86.6%	
General Music	86.0%	



ATLANTA  
PUBLIC  
SCHOOLS



**Fine + Performing  
Arts**

[www.atlantapublicschools.us](http://www.atlantapublicschools.us)

## Hollis Academy (K-8)

Cluster: Washington Feeds into: Washington Free/Reduced Lunch: >95%			18-19 Student Population: 628 19-20 Student Population: 767 20-21 Student Population: 783 21-22 Student Population: 680 22-23 Student Population: 629
Number of Art Teachers: 2	Number of Dance Teachers: 1	Number of Music Teachers: 3	Number of Theatre Teachers: 0

Class Type	2018-2019 Enrollment	2019-2020 Enrollment	2020-2021 Enrollment	2021-2022 Enrollment	2022-2023 Enrollment
Art	430 or 68%	575 or 75%	714 or 91%	401 or 59%	499 or 79%
Dance	43 or 7%	58 or 8%	Not offered	84 or 12%	299 or 47%
Music	330 or 53%	718 or 94%	1049 or 100%	435 or 64%	438 or 69%
Choir	Not offered	Not offered	Not offered	Not offered	Not offered
Band	44 or 7%	162 or 21%	333 or 43%	83 or 12%	146 or 23%
Strings	Not offered	Not offered	Not offered	Not offered	Not offered
Guitar	Not offered	Not offered	Not offered	Not offered	Not offered
Keyboard	Not offered	Not offered	Not offered	Not offered	Not offered
General Music	286 or 46%	556 or 72%	716 or 91%	352 or 52%	292 or 46%
Theatre	16 or 3%	Not offered	Not offered	Not offered	Not offered



ATLANTA  
PUBLIC  
SCHOOLS



**Fine + Performing  
Arts**

[www.atlantapublicschools.us](http://www.atlantapublicschools.us)

**Annual Attendance Rates Per Arts Course  
Hollis (6-8)**

<b>Class Type</b>	<b>2022-2023 Attendance Daily Average</b>	
Art	86.3%	
Music	87.8%	
Band	87.8%	





ATLANTA  
PUBLIC  
SCHOOLS



**Fine + Performing  
Arts**

[www.atlantapublicschools.us](http://www.atlantapublicschools.us)

## Jones Elementary School (K-5)

Cluster: Washington Feeds into: Russell Free/Reduced Lunch: >95%			18-19 Student Population: 474 19-20 Student Population: 469 20-21 Student Population: 474 21-22 Student Population: 485 22-23 Student Population: 454
Number of Art Teachers: 1	Number of Dance Teachers: 0	Number of Music Teachers: 2	Number of Theatre Teachers: 0

Class Type	2018-2019 Enrollment	2019-2020 Enrollment	2020-2021 Enrollment	2021-2022 Enrollment	2022-2023 Enrollment
Art	475 or 100%	460 or 98%	450 or 95%	435 or 90%	418 or 92%
Dance	Not offered	Not offered	Not offered	Not offered	Not offered
Music	454 or 96%	465 or 99%	457 or 96%	461 or 95%	440 or 97%
Choir	Not offered	Not offered	Not offered	Not offered	Not offered
Band	Not offered	Not offered	6 or 1%	25 or 5%	22 or 4%
Strings	Not offered	Not offered	Not offered	Not offered	Not offered
Guitar	Not offered	Not offered	Not offered	Not offered	Not offered
Keyboard	Not offered	Not offered	Not offered	Not offered	Not offered
General Music	454 or 96%	465 or 99%	451 or 95%	435 or 90%	418 or 92%
Theatre	Not offered	Not offered	Not offered	Not offered	Not offered



**ATLANTA  
PUBLIC  
SCHOOLS**



**Fine + Performing  
Arts**  
[www.atlantapublicschools.us](http://www.atlantapublicschools.us)

## Tuskegee Airmen Global Academy (K-5)

Cluster: Washington Feeds into: Russell Free/Reduced Lunch: >95%			18-19 Student Population: 597 19-20 Student Population: 560 20-21 Student Population: 500 21-22 Student Population: 509 22-23 Student Population: 487
Number of Art Teachers: 1	Number of Dance Teachers: 0	Number of Music Teachers: 1	Number of Theatre Teachers: 0

Class Type	2018-2019 Enrollment	2019-2020 Enrollment	2020-2021 Enrollment	2021-2022 Enrollment	2022-2023 Enrollment
Art	719 or 100%	188 or 34%	571 or 100%	480 or 94%	481 or 98%
Dance	Not offered	Not offered	Not offered	Not offered	Not offered
Music	715 or 100%	573 or 100%	494 or 99%	244 or 48%	Not offered
Choir	Not offered	Not offered	Not offered	Not offered	Not offered
Band	Not offered	Not offered	Not offered	Not offered	Not offered
Strings	Not offered	Not offered	Not offered	Not offered	Not offered
Guitar	Not offered	Not offered	Not offered	Not offered	Not offered
Keyboard	Not offered	Not offered	Not offered	Not offered	Not offered
General Music	715 or 100%	573 or 100%	494 or 99%	244 or 48%	248 or 51%
Theatre	Not offered	Not offered	Not offered	Not offered	Not offered

\*\*General Music only available in K-2\*



ATLANTA  
PUBLIC  
SCHOOLS



**Fine + Performing  
Arts**

[www.atlantapublicschools.us](http://www.atlantapublicschools.us)

## BEST Academy (6-12)

Cluster: Single Gender Feeds into: n/a Free/Reduced Lunch: >95%	Arts Pathway Completers: 19-20: 13 20-21: 7 21-22: 10 22-23:	Arts Diploma Seal Recipient: 19-20: 0 20-21: 0 21-22: 0 22-23: 4	18-19 Student Population: 190 19-20 Student Population: 269 20-21 Student Population: 265 21-22 Student Population: 215 22-23 Student Population: 219
Number of Art Teachers: .5	Number of Dance Teachers: 0	Number of Music Teachers: 2	Number of Theatre Teachers: 0

Class Type	2018-2019 Enrollment	2019-2020 Enrollment	2020-2021 Enrollment	2021-2022 Enrollment	2022-2023 Enrollment
Art	77 or 41%	108 or 41%	182 or 67%	167 or 78%	98 or 44%
Dance	Not offered	Not offered	Not offered	Not offered	Not offered
Music	190 or 100%	235 or 87%	178 or 57%	101 or 47%	114 or 52%
Choir	86 or 45%	121 or 45%	57 or 22%	46 or 21%	60 or 27%
Band	52 or 27%	114 or 42%	121 or 56%	55 or 26%	54 or 24%
Strings	53 or 28%	Not offered	Not offered	Not offered	Not offered
Guitar	Not offered	Not offered	Not offered	Not offered	Not offered
Keyboard	Not offered	Not offered	Not offered	Not offered	Not offered
General Music	13 or 7%	Not offered	Not offered	Not offered	Not offered
Theatre	Not offered	Not offered	Not offered	Not offered	Not offered



ATLANTA  
PUBLIC  
SCHOOLS



**Fine + Performing  
Arts**

[www.atlantapublicschools.us](http://www.atlantapublicschools.us)

**Annual Attendance Rates Per Arts Course  
BEST (6-12)**

<b>Class Type</b>	<b>2022-2023 Attendance Daily Average</b>	
Art	76.8%	
Music	87.2%	
Band	89.1%	
Chorus	85.4%	

## Coretta Scott King (CSK) Young Women's Academy (6-12)

Cluster: Single Gender Feeds into: n/a Free/Reduced Lunch: >95%	Arts Pathway Completers: 19-20: 8 20-21: 9 21-22: 18 22-23:	Arts Diploma Seal Recipient: 19-20: 3 20-21: 0 21-22: 10 22-23: 5	18-19 Student Population: 191 19-20 Student Population: 310 20-21 Student Population: 326 21-22 Student Population: 301 22-23 Student Population: 309
Number of Art Teachers: 2	Number of Dance Teachers: 1	Number of Music Teachers: 1	Number of Theatre Teachers: 1

Class Type	2018-2019 Enrollment	2019-2020 Enrollment	2020-2021 Enrollment	2021-2022 Enrollment	2022-2023 Enrollment
Art	55 or 29%	101 or 33%	178 or 55%	93 or 31%	139 or 45%
Dance	93 or 49%	165 or 53%	149 or 46%	54 or 18%	71 or 23%
Music	149 or 78%	278 or 89%	82 or 25%	36 or 12%	63 or 20%
Choir	76 or 40%	130 or 42%	Not offered	Not offered	Not offered
Band	73 or 38%	148 or 47%	82 or 25%	36 or 12%	47 or 15%
Strings	Not offered	Not offered	Not offered	Not offered	Not offered
Guitar	Not offered	Not offered	Not offered	Not offered	Not offered
Keyboard	Not offered	Not offered	Not offered	Not offered	Not offered
General Music	Not offered	Not offered	Not offered	Not offered	16 or 5%
Theatre	Not offered	Not offered	184 or 56%	133 or 44%	72 or 23%



ATLANTA  
PUBLIC  
SCHOOLS



**Fine + Performing  
Arts**

[www.atlantapublicschools.us](http://www.atlantapublicschools.us)

**Annual Attendance Rates Per Arts Course  
CSK (6-12)**

<b>Class Type</b>	<b>2022-2023 Attendance Daily Average</b>	
Art	87.7%	
Dance	91.9%	
Music	85.7%	
Band	82.2%	
General Music	89.2%	
Theatre	90.4%	