






CATCH UP-FRIDAYS TEACHING GUIDE



Catch-up Subject:	Reading Intervention	Grade Level:	2
Quarterly Theme:	Reading Comprehension	Date:	MARCH 8, 2024
Sub-theme:	Answering Questions to Clarify Understanding and justify predictions.	Duration:	50 mins (time allotment as per DO 21, s. 2019)
Session Title:	Clues	Subject and Time:	English 8:00-8:50 (schedule as per existing Class Program)
Session Objectives:	Use clues to answer questions, clarify understanding and justify predictions before, during and after reading (titles, pictures, etc)		
References:	K to 12 Most Essential Learning Competencies		
Materials:	pictures PowerPoint presentation		
Components	Duration	Activities	
Introduction and warm-Up	10 minutes	Greetings	
		House Rules 1. Be kind to your classmates. 2. Listen to the teacher. 3. Stay in your seat. 4. Raise your hand if you want to talk. 5. Be quiet.	
		Name that pictures: The teacher will show pictures then the learners will guess the name of each picture.	
		Pre reading Activities (Suggested Activities for Reading intervention) refer to Enclosure No. 2 of DM 001, s. 2024, Quarter 3	
		Playing Games	
		1. 	s__n
		2. 	f__x
		3. 	h__t
		4. 	b__n
			b__x




CATCH UP-FRIDAYS TEACHING GUIDE

		<div>5. </div> <p>The teacher will read the words, then the pupils will repeat the words.</p> <p>“Repeat after Me”</p> <div><div>1. Sun</div><div>2. Fox</div><div>3. Hut</div><div>4. Bin</div><div>5. box</div></div>
Concept Exploration	20 minutes	<p>A clue is a piece of evidence that helps solve a problem. It is a hint or guide on how you can identify the problem or mystery, and leads you towards the solution. It is helpful in defining unfamiliar words, phrase, image, idea, and action.</p> <p>During Reading Activities (Suggested Activities for Reading intervention) <i>refer to Enclosure No. 2 of DM 001, s. 2024, Quarter 3</i></p> <p>Predicting What will happen next Asking Question</p> <p>Direction: Complete the story by filling in the missing letters. The picture clues will help you.</p>





CATCH UP-FRIDAYS TEACHING GUIDE




A Story


One day the  s_n was shining. The  d_g was sleeping.


The  c_t was sleeping. But the  h_n saw a  f_x.

"Help! Help!" she cried.

The  _at and the  _og hid in a  b_n. The  _en

flew into a  h_t. The  fo_ jumped into a  b__.

A few moments passed, the  _ox came out in the box and said, "Why we

are hiding?" Then the  h_n replied. "I thought you're going to eat us".

The teacher will show the completed version of the story then he/she will let them read.

A Story

One day the  sun was shining. The  dog was sleeping.

The  cat was sleeping. But the  hen saw a  fox.

"Help! Help!" she cried.

The  cat and the  dog hid in a  bin. The  hen

flew into a  hut. The  fox jumped into a  box.

A few moments passed, the  fox came out in the box and said, "Why we are

hiding?" Then the  hen replied. "I thought you're going to eat us".

Valuing/Wrap up

15 minutes

Post reading Activities
(Suggested Activities for Reading intervention)
refer to Enclosure No. 2 of DM 001, s. 2024, Quarter 3

Discussion of the Story
Identifying the favorite part of the story

CATCH UP-FRIDAYS TEACHING GUIDE

		<p>After reading the story, the teacher will ask the following questions.</p> <ol style="list-style-type: none">1. What animals are sleeping? Why do you think they are sleeping?2. Who hid in the bin? Why?3. Why do you think the hen flew into the hut?4. Where did the fox jump?5. What do you think will happen next?6. What is the lesson in the story?7. What do you think will happen if you judged someone without knowing them? <p>(Values Education) <i>Don't be judgmental to prevent misunderstanding.</i></p>
<p>Drawing/Coloring Activity (Grades 1- 3)</p>	<p>5 minuto</p>	<p>During Reading Activities (Suggested Activities for Reading intervention) <i>refer to Enclosure No. 2 of DM 001, s. 2024, Quarter 3</i></p> <p>Molding Clay</p> <p>Direction: Using clay, mold your favorite character in the story and tell why you choose it.</p>