





# Video not loading?

## If it's not a wifi issue -

- **Check that third party cookies are NOT blocked.**
  - On your computer, open Chrome.
  - At the top right, click More  > Settings.
  - Under "Privacy and security," click Cookies and other site data.
  - Make sure "Block third party cookies" **is not** checked.
- **Clear all cookies**

\*\*\*If you remove cookies, you'll be signed out of websites and your saved preferences could be deleted. Make sure you know your usernames and passwords.

  1. On your computer, open Chrome.
  2. At the top right, click More  > Settings.
  3. Under "Privacy and security," click Site settings.
  4. Click Cookies > See all cookies and site data > Remove all.
  5. Confirm by clicking Clear all.
- **Try using a different browser**
  - If you are not on a chromebook, you can try using a different browser - Firefox, Safari, Internet Explorer....
- **Turn on JavaScript** - Some media needs JavaScript. YouTube videos, for example, won't run without JavaScript.
  - On your computer, open Chrome.
  - At the top right, click More  > Settings.
  - Under "Privacy and security," click Site settings.
  - Click Javascript.
  - Turn on Allowed (recommended).
  - Go back to the site with the video or game. At the top left, click Reload 

## If you think it's a wifi issue -

Search "Internet Speed Test" and run the test to check your speed. If it's not fast, try one or more of the following:

- **You may have too many applications open. Try closing some windows or tabs.**
- **If it's a Youtube video, make sure Youtube is not blocked on your device.**
- **Try resetting your Internet connection**

Your Internet network could be causing problems with the video or game.

1. Turn off your computer.
2. Unplug your modem. If your wireless router is a separate device, unplug it too.
3. Wait for about one minute.
4. Plug in your modem and wait until all the lights have stopped blinking. If your wireless router is a separate device, plug it back in and wait until all the lights have stopped blinking.
5. Turn on your computer.
6. Go back to the site with the video or game. At the top left, click Reload 