

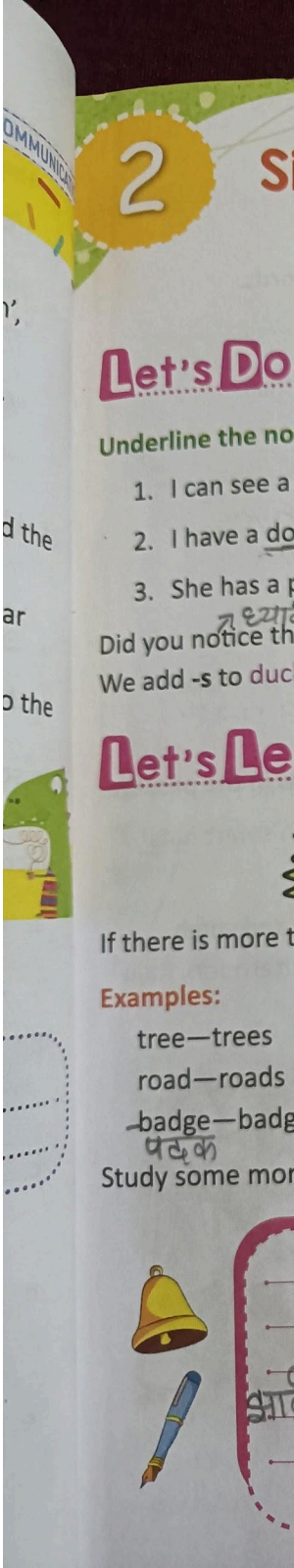
Name of Teacher - Rita Chatterjee



Class - 3rd

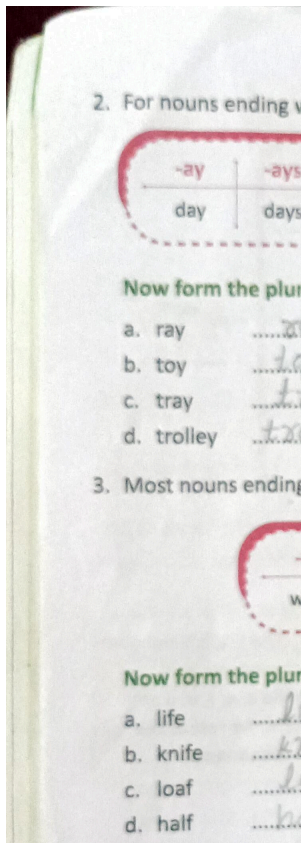
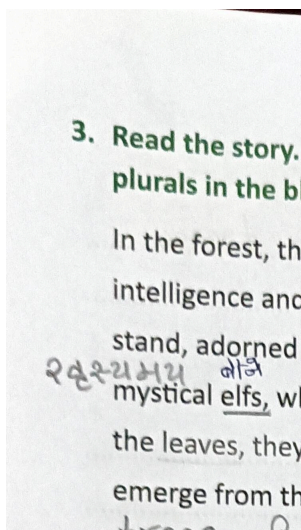
Section - Lotus

Subject - English Grammar

SL No.	Date	Lesson and Topics	CLASSWORK	HOMEWORK
1	16/06/25	Opening day	Fundamental knowledge of grammar	Revision of Fundamental knowledge.
2	17/06/25	No class		

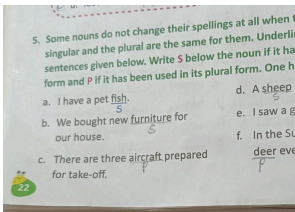
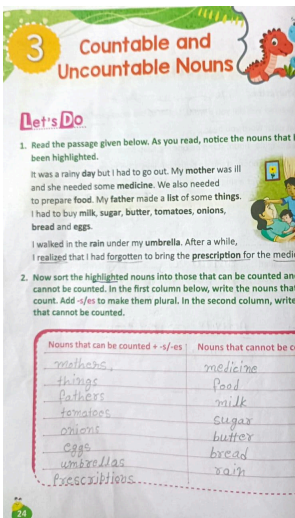
3	18/06/25	Lesson - 2 Singular and plural		<p>Convert the following singular nouns to plural</p> <p>1) boy _____</p> <p>2) mango _____</p> <p>3) child _____</p> <p>4) knife _____</p>
4	19/06/25	no class		

5	20/06/25	Lesson - 2 Singular and plural	<div>Drawing</div> <div></div>	<div>Write singular to plural and memorize.</div> <div><table><tr><th>singular</th><th>plural</th></tr><tr><td>child</td><td>_____</td></tr><tr><td>man.</td><td>_____</td></tr><tr><td>women</td><td>_____</td></tr><tr><td>foot</td><td>_____</td></tr></table></div>	singular	plural	child	_____	man.	_____	women	_____	foot	_____
singular	plural													
child	_____													
man.	_____													
women	_____													
foot	_____													
6	21/06/25	No class												
7	23/06/25	Lesson - 2 Singular and plural	<div><div>2. Now write the plural</div><div></div><div>Let's Learn</div><div>When we make plurals from singular nouns, the spelling of plurals changes. Sometimes vowels or consonants at the end of the word change.</div><div>1. For nouns ending with 's', the plural is formed by adding 'es'.</div><div>Examples:</div></div>	<div>Convert the following singular nouns to plural</div> <div><div>1) boy _____</div><div>2) mango _____</div><div>3) child _____</div><div>4) knife _____</div></div>										

8	24/06/25	Lesson - 2 Singular and plural	 <p>2. For nouns ending w</p> <table><tr><td>-ay</td><td>-ays</td></tr><tr><td>day</td><td>days</td></tr></table> <p>Now form the plur</p> <p>a. ray b. toy c. tray d. trolley</p> <p>3. Most nouns ending</p> <p>Now form the plur</p> <p>a. life b. knife c. loaf d. half</p>	-ay	-ays	day	days	Remove "fe "and "f" form nouns and add - ves 1) thief----- 2) shelf----- 3) knife----- 4 half-----
-ay	-ays							
day	days							
9	25/06/25	Lesson - 2 Singular and plural	 <p>3. Read the story.</p> <p>plurals in the bl</p> <p>In the forest, th intelligence and stand, adorned mystical <u>elfs</u>, wt the leaves, they emerge from th</p>	Write singular to plural 1)foot_____ 2)goose _____ 3) tooth _____ 4)ox_____				

10	26/06/25	Lesson - 2 Singular and plural		Write singular to plural 1)man _____ 2)fox _____
11	28/06/25	Spoken Topic - Daily use sentences	1. Can I open my tiffin now? 2. I want to sit with my friend. 3. My eraser is lost. 4. I am done with my work. 5. Ma'am, he is not sharing the book	Learn and write 1. Can I open my tiffin now? 2. I want to sit with my friend..
12	30/06/25	Lesson - 2 Singular and plural		Change the Singular into Plural 1) woman _____ 2)foot _____
13	01/07/25	Lesson - 2 Singular and plural	Activity	Fill in the blanks with Singular to plural 1)goose _____ 2)tooth _____

				
14	02/07/25	Lesson - 2 Singular and	Today, students	Form the plural for

		plural	completed their previous incomplete work.	these words: 1)Cherries _____ 2) activities _____
15	03/07/25	Lesson - 2 Singular and Plural		Write 'S' below the noun if it has been used in its singular form and 'P' if it has been used in its plural form. e) I saw a group of moose in Canada. f) In the Sundarbans, one can find deer everywhere.
16	04/07/25	Lesson - 3 countable and uncountable nouns		Write two countable and uncountable nouns: Countable _____ Uncountable _____
17	05/07/25	Spoken Topic - Daily use sentences	1. I wake up at 6 o'clock. 2. I brush my teeth. 3. I take bath. 4. I eat my breakfast. 5. I go to school.	Learn and practice 1. I wake up at 6 o'clock. 2. I brush my teeth. 3. I take bath. 4. I eat my breakfast

18	07/07/25	Lesson - 3 Countable and uncountable nouns	<p>7/7/25 write four un</p> <p>Let's Learn</p> <p>Countable nouns and un</p> <p>Countable nouns are nouns w Uncountable nouns are noun</p> <p>Read about the <u>differences</u> betw table below.</p> <p>Countable nouns</p> <ol style="list-style-type: none">1. Countable nouns have s and plural forms. Examples: apple—apple book—books2. We use a, an or numbe before countable nouns Examples: an apple, a b two cats, ten books3. We use many, a few be countable nouns. Examples: a few boys, n <p>Let's Practise</p> <ol style="list-style-type: none">1. Tanmay's grandparents are for them. Here is the proce uncountable nouns. One h a. My <u>grandparents</u> are co b. Pour <u>water</u> into a <u>pot</u>, b	<p>Write four countable and uncountable nouns</p> <p>1) _____ 2) _____ 3) _____ 4) _____</p>
----	----------	--	---	--

19	08/07/25	Lesson - 3 Countable and uncountable nouns		Write 4 Countable Nouns 1) _____ 2) _____ 3) _____ 4) _____
----	----------	---	--	---