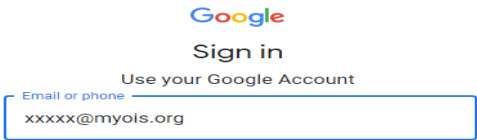


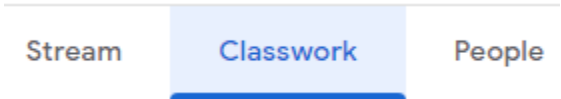
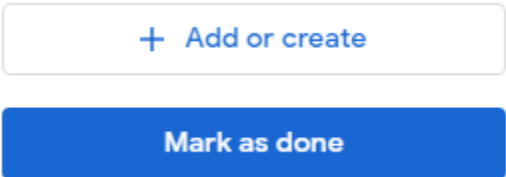


	<b>Mark your Assignment as Done</b>	
1	Go to “ <a href="https://classroom.google.com">classroom.google.com</a> ” and click “Sign In” or “Gmail”	
12	Log into your school account	 <p>Google Sign in Use your Google Account Email or phone xxxxx@myois.org</p>
2	Click Google apps (top right side)	 <p>Google apps</p>
3	Click “Classroom”  Click “ <b>Staff 2024-25</b> ”	 <p>Classroom</p>
4	Click “Classwork” Click the required assignment (ex. <i>Lesson Plan and Website</i> )	 <p>Stream <b>Classwork</b> People</p>
5	Click " <a href="#">View Instructions</a> "  Click “Mark as done”	 <p>+ Add or create Mark as done</p>