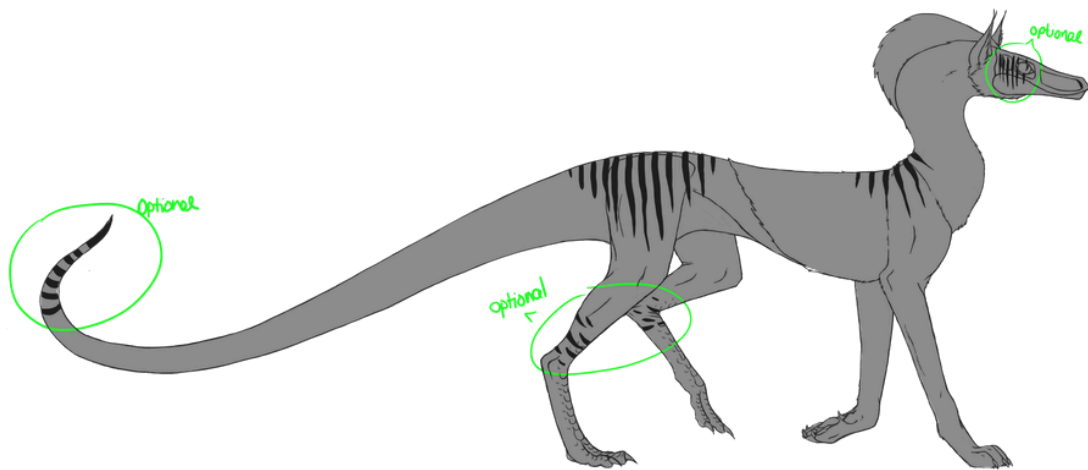


Cave Painting

nCp or CpCp

- With Cave Painting the marks on the face, legs, and tail are optional. The marks on the tail and face are ALWAYS optional, while the marks on the legs may or may not show up according to spread.
- **Expression is the same on any type!!!**
- Variants are not affected by spread and density! These examples are done on the variant base, but they are not affected by either.



DENSITY:

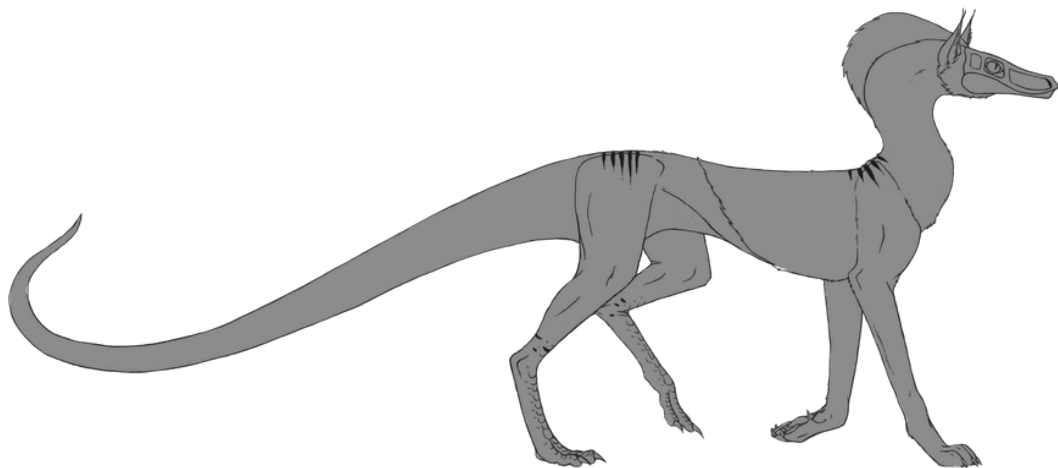
Sparse:

A few tiny stripes will show on the shoulders and hips.



Low Density:

More stripes show up, including on the legs, but they are still quite short.



Normal Density:



Dense:

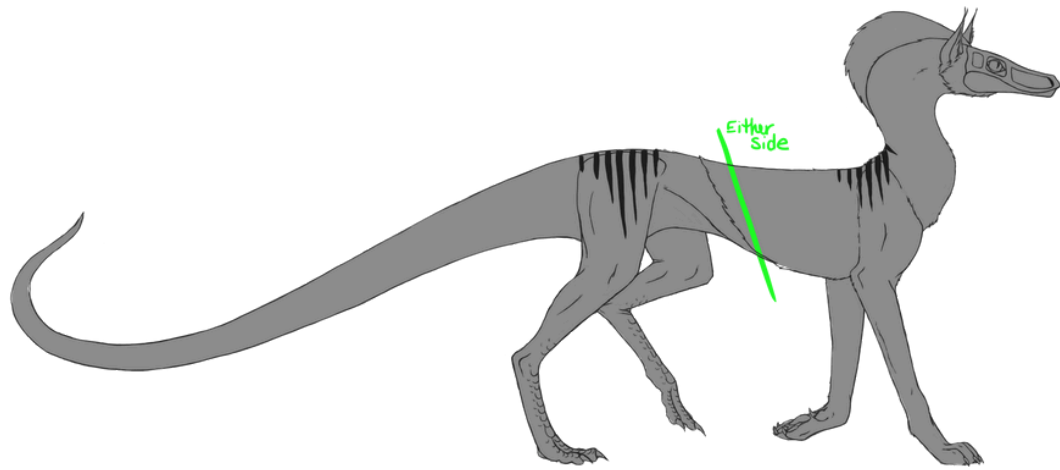
The stripes are thickened, and can extend a little further than normal density.



SPREAD:

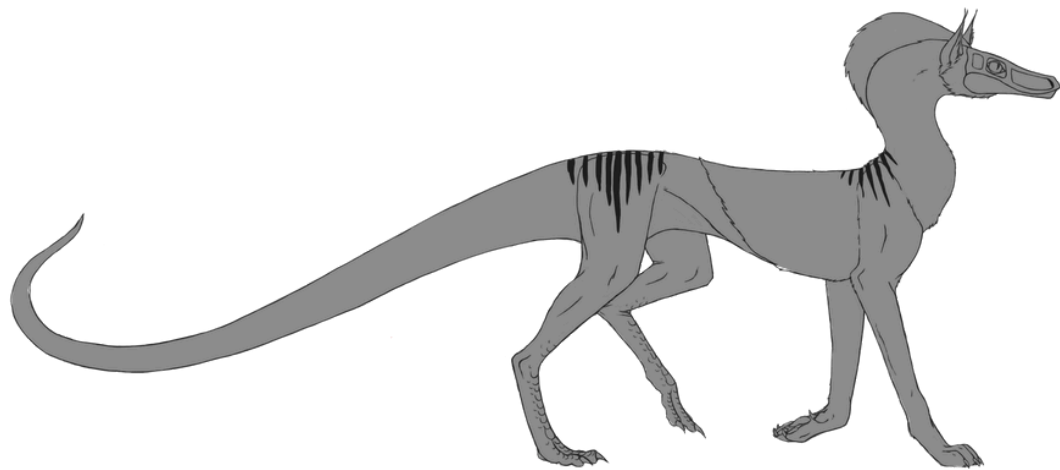
Capped:

Markings will show on either the shoulders or the hips.



Topline:

Leg marks will not show with topline.




Full Body:

Typically with full body both the leg and tail marks are present, but they do not have to be




Tipped:

With tipped spread, the markings do not have to show at all, since tail and leg marks are optional



WING EXPRESSION:

- This example shows a generalized max of how much cave painting can show on the wings.
 - Cave painting does not have to show on the wings at all.
- Cave painting does not have to follow spread or density rules on the wings.

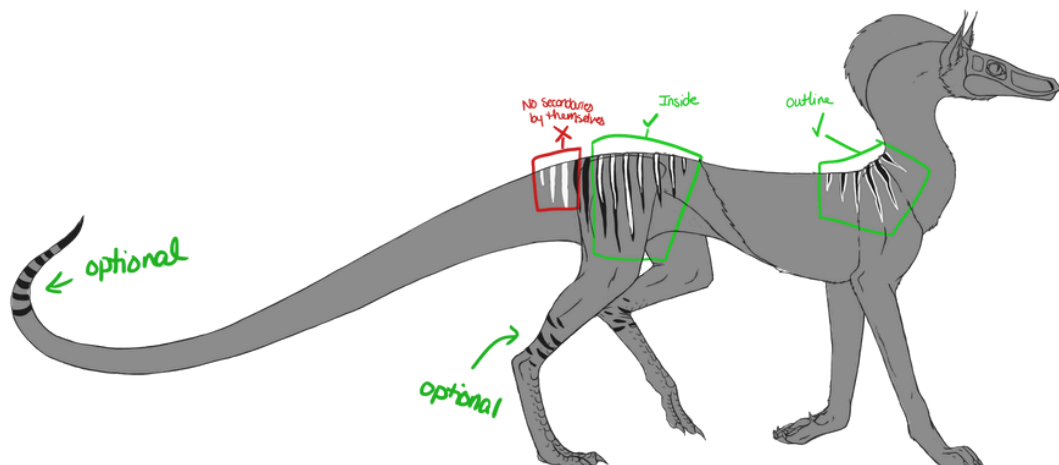


WITH SECONDARIES:

Outline: The marks can be outlined with the secondary

Inside: The secondary can occur inside the marks


Wrong: Secondaries creating markings by themselves.



GROUP EXAMPLES:



Grullo Cave Painting with Wash



Siam Gold Dun Cave Painting with Wash



Black Cave Painting