

How to Access Google Classroom

Tendring Technology college uses Google Classroom for Independent and home learning. It is essential that you can access this from school and at home. Please follow the steps below:

In this guide you will find the following information:

- Access via RM unify.
- How to access Google Classroom Directly.
- Using the Google Classroom App (IOS or Android)

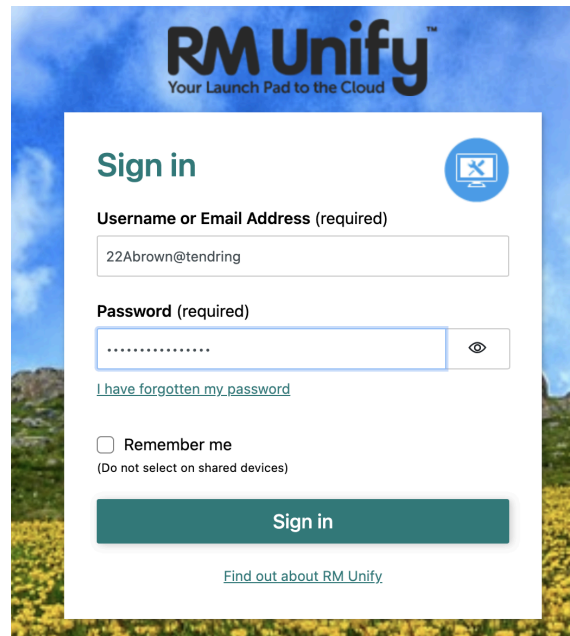
Accessing Classroom through RM Unify

Google Classroom is accessible through RM Unify. [Click here](#) to access the RM Dashboard.


You will need to log into the RM Unify Dashboard using your school login followed by @tendring

Please note: Your password will be the same password that is used to log into the computers in your ICT lessons.

Once you have logged into RM unify, you will be able to select 'Google Classroom' from the tiles available.



The image shows the RM Unify sign-in interface. At the top, it says 'RM Unify' with the tagline 'Your Launch Pad to the Cloud'. Below this is a 'Sign in' section. It includes a 'Username or Email Address (required)' field with the text '22Abrown@tendring' entered. Below that is a 'Password (required)' field with a masked password '.....' and a toggle icon. There is a link 'I have forgotten my password' below the password field. A 'Remember me' checkbox is present with the note '(Do not select on shared devices)'. At the bottom of the sign-in section is a large 'Sign in' button. Below the button is a link 'Find out about RM Unify'.

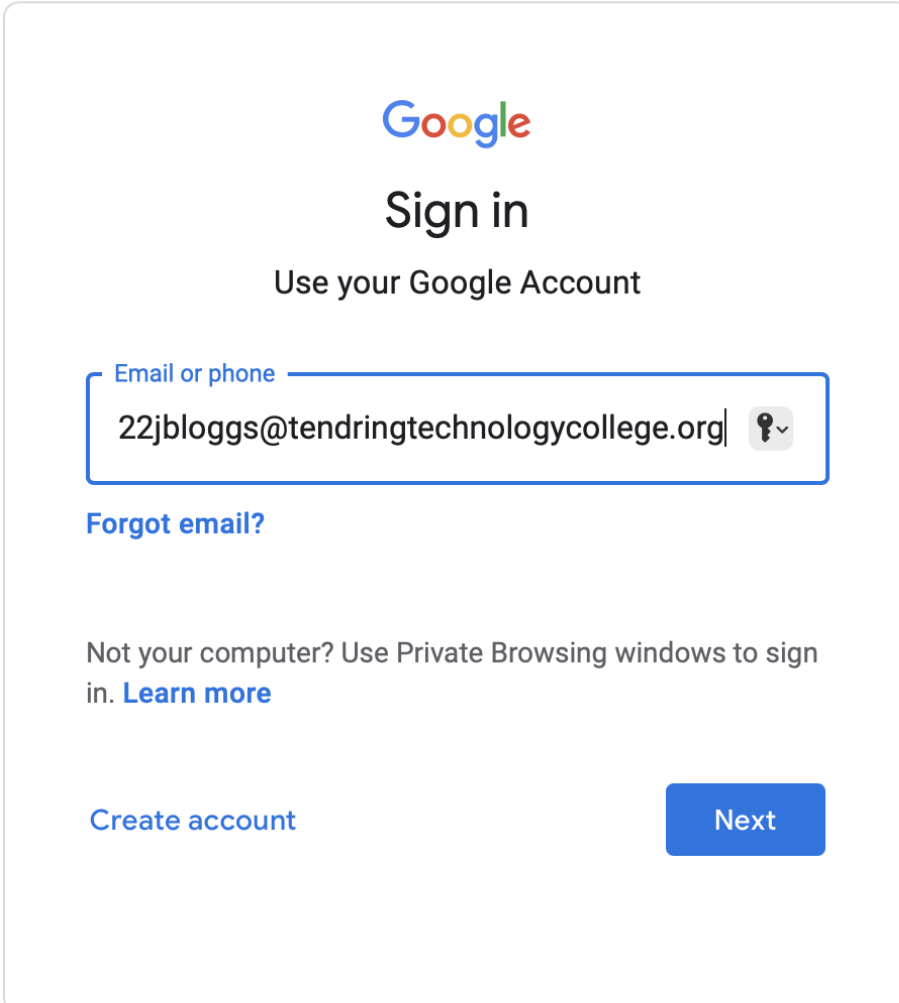


Using this method will automatically sign you into the Google Suite including
Google Classroom

Accessing Google Classroom Directly:

Google Classroom can be accessed directly from your Web Browser. [Click here](#) to open Google Classroom or visit <http://classroom.google.com>

In order to log in directly to 'Google Classroom' or any other online google platforms, you will need to log in with your **username@tendringtechnologycollege.org**



The image shows a Google sign-in interface. At the top is the Google logo, followed by the text 'Sign in' and 'Use your Google Account'. Below this is a text input field with the placeholder 'Email or phone' and the text '22jbloggs@tendringtechnologycollege.org'. To the right of the input field is a small icon of a person with a checkmark. Below the input field is a link 'Forgot email?'. Further down is a message 'Not your computer? Use Private Browsing windows to sign in.' followed by a link 'Learn more'. At the bottom left is a link 'Create account' and at the bottom right is a blue button labeled 'Next'.

English (United Kingdom) ▼

[Help](#)

[Privacy](#)

[Terms](#)

The password you will need to enter will be the same password as you use to log into the computer in school.

Logging into Google Classroom App:

Google classroom can be accessed on most Mobile or Tablet devices. This will offer many of the features that are available from the desktop version however on a mobile device.

Depending on the device, the app can be downloaded via the links below:

Google Classroom is available on Android Phones from:

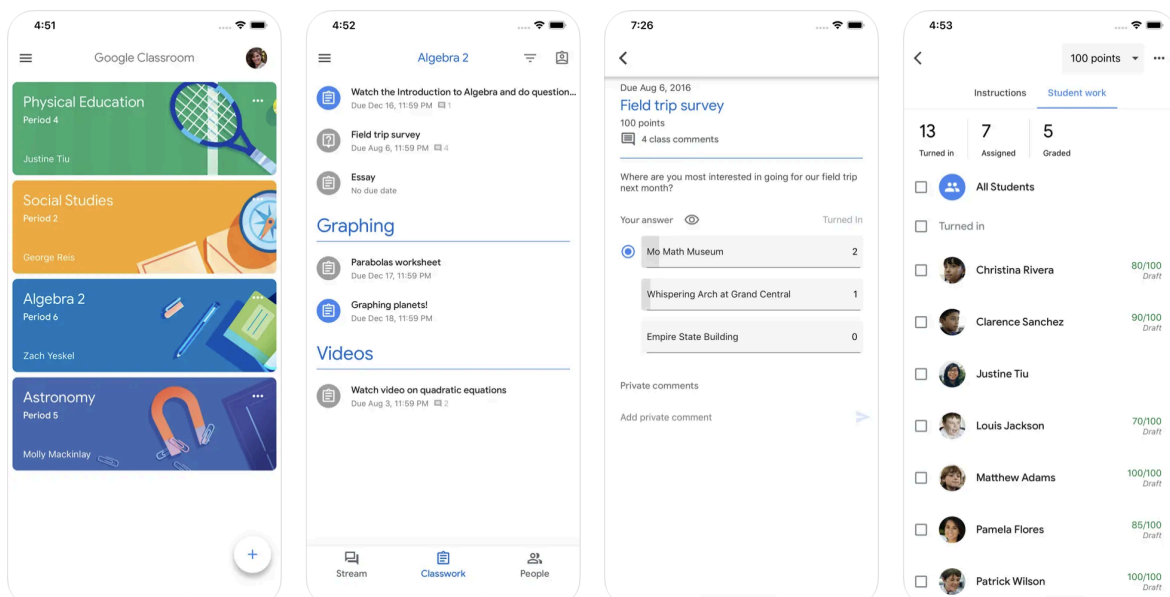
https://play.google.com/store/apps/details?id=com.google.android.apps.classroom&hl=en_GB&gl=US&pli=1

Google Classroom is available on Apple Devices via:

<https://apps.apple.com/gb/app/google-classroom/id924620788>

In order log into the system via this method, you will need to log in directly to 'Google Classroom' with your username@tendringtechnologycollege.org.

When you have logged in correctly, your classroom will look like this:





An AET Academy

Tendring
Technology College
Find your remarkable