


Movie studios use trailers to generate excitement for upcoming movies. Why not use this same tactic in your classroom to generate excitement for upcoming units? In this session you will get the opportunity to create an iMovie trailer and discuss different ways to use trailers in your classroom.

## Your Task Today



Created by Carla Dias  
from Noun Project



Created by Gerald Wildmoser  
from Noun Project

Your task today is to use iMovie trailers to create a trailer for an upcoming project, unit, etc. You may work in groups of 2-3 to create your trailer. When you are finished creating your trailer you will need to export it and upload it to Google Drive.

# Resources

## Creating an iMovie Trailer:


1. [Trailer Templates](#)
2. [iMovie Trailer How To from Apple](#)

## Rubrics:

1. [Book Trailer Rubric](#)
2. [iMovie Trailer Rubrics](#)


## Examples of Trailers:

1. [Verbs Trailer Example](#)
2. [The Giver Example](#)
3. [Digestive System Example](#)



Created by Nikita Kozin  
from Noun Project

# Show your Work!



Created by IconfactoryTeam  
from Noun Project

1. Upload your Movie trailer to Google Drive.
2. Share the link for your trailer below.

Trailer #1

Trailer #2

Trailer #3

Trailer #4

# Group Brainstorm



Created by Danil Polshin  
from Noun Project

iMovie trailers are awesome! As a group let's brainstorm some ways that we can use iMovie trailers in our classrooms. We will be using this [Padlet](#) to share our ideas.

Thank for attending today. Don't forget to fill out the session survey!