



Available online at JECE (Journal of Early Childhood Education)

Website: <http://journal.uinjkt.ac.id/index.php/jece>

Permalink/DOI: xxx

JECE, x (x), xxxxx xxxx, x-x

TITLE

(please provide a title that should be interest, concise and informative. The title is written in 14 pt Times New Roman and capital letter. The title contains a maximum of 20 words)

Articles contains 6000-7000 words

*

, Phone Number

, Phone Number

Corresponding e-mail:

Abstract

The abstract should be clear, concise, and descriptive. This abstract should provide a brief introduction to the problem, objective of paper, followed by a statement regarding the methodology and a brief summary of results. The abstract should end with a comment on the significance of the results or a brief conclusion. Abstracts are written in 10 pt Book Antiqua, preferably not more than 300 words, line space 1.

Keywords:


How to Cite : xxx

Permalink/DOI: xxx

Abstrak

Abstrak harus jelas, ringkas, dan deskriptif. Abstrak ini harus memberikan pengantar singkat tentang masalah, tujuan makalah, diikuti dengan pernyataan mengenai metodologi dan ringkasan singkat hasil. Abstrak harus diakhiri dengan komentar tentang signifikansi hasil atau kesimpulan singkat. Abstrak ditulis dalam 10 pt Book Antiqua, sebaiknya tidak lebih dari 300 kata, spasi baris 1.

Kata kunci: Ketik kata kunci Anda di sini, dipisahkan dengan titik koma



This work is licensed under a [Creative Commons Attribution-ShareAlike 4.0 International License](https://creativecommons.org/licenses/by-sa/4.0/).

Introduction (Times New Roman, 12 pt, Bold, Introduction Contains 1200 Words)

The introduction explains the paper's purpose and the significance of the topic discussed, and its contribution to the body of knowledge. You should also explain the background of the research, pay attention to the structure of the article, and explain what made you decide to research this topic/write an article. Provide a broad definition and discussion of the topic and include the views of others (literature review) into the discussion to support, refute, or demonstrate your position on the topic. Finally, briefly state the primary purpose of the research. To the extent possible, the introduction should be understood by scientists outside the field of research (Book Antiqua, 12 pt, line space 1.15, justify).

Method (Time New roman, 12 pt, Bold, Method Contains 600 Words)

This section describes how the research was conducted. The primary materials of this section are (1) research design; (2) research objectives; (3) data collection techniques and instrument development; (4) and data analysis techniques. For research utilising tools and materials, it is necessary to include the specifications of the tools and materials. Tool specifications describe the complexity of the tools used, while material specifications describe the types of materials used. Qualitative research such as classroom action research, ethnography, phenomenology, case studies, and others, need to be added additional information: position of researchers, research subjects, informants who help during the research and how to explore research data, location and duration of research, checking the validity of research results. (Book Antiqua , 12 pt, line space 1.15, justify).

Results and Discussion (Times New Roman, 12 pt, Bold, Result Contain 1500 words and Discussion Contains 2400 Words)

Results should be clear and concise. The results should summarize (scientific) findings rather than providing data in great detail. Please highlight differences between your results or findings and the previous publications by other researchers. (Book Antiqua, 12 pt, line space 1.15, justify).

1.1. Subsection

1.2. Subsection

1.2.1. Subsubsection

1.2.2. Subsubsection

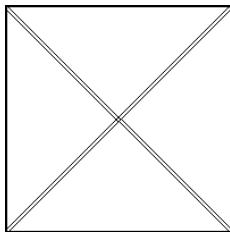
Numbered lists can be added as follows:

- (1) One
- (2) Two
- (3) Three

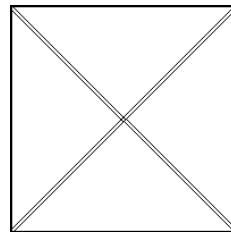
The text continues here.

All figures and tables should be cited in the main text as Figure 1, Table 1, etc.

Figure 1. This is a figure; Schemes follow the same formatting. If there are multiple panels, they should be listed as (a) Description of what is contained in the first panel; (b) Description of what is contained in the second panel. Figures should be placed in the main text near the first time they are cited. A caption on a single line should be centered.



(a)




(b)

Table 1. This is a table. Tables should be placed in the main text near the first time they are cited.

Title 1	Title 2	Title 3
entry 1	Data	data
entry 2	Data	data ¹

The discussion should explore the significance of the results of the work, not repeat them. A combined Results and Discussion section is often appropriate. Avoid extensive citations and discussion of published literature.

In discussion, it is the most important section of your article. Here you get the chance to sell your data. Make the discussion corresponding to the results, but do not reiterate the results. Often should begin with a brief summary of the main scientific findings (not experimental results). The following components should be covered in discussion: How do your results relate to the original question or objectives outlined



This work is licensed under a [Creative Commons Attribution-ShareAlike 4.0 International License](https://creativecommons.org/licenses/by-sa/4.0/).

in the Introduction section (what)? Do you provide interpretation scientifically for each of your results or findings presented (why)? Are your results consistent with what other investigators have reported (what else)? Or are there any differences?

Conclusion (Time New roman, 12 pt, Bold, Conclusion Contains 300 Words)

Conclusions should answer the objectives of research. Tells how your work advances the field from the present state of knowledge. Without clear Conclusions, reviewers and readers will find it difficult to judge the work, and whether or not it merits publication in the journal. Do not repeat the Abstract, or just list experimental results. Provide a clear scientific justification for your work, and indicate possible applications and extensions. You should also suggest future research and/or point out those that are underway. (Book Antiqua, 12 pt, line space 1.15, justify).

References (References at least published in the last 5 years from articles or books, minimum 20 references)

The article should also use a body-note format of citation, instead of footnote or in-note. Writing citation and references using mendeley.

McKenzie J. A. (1993). *Power learning in the classroom*. California: Corwin Press, Inc.
← **Book**

Yu, A. Y., Tian, S. W., Vogel, D., & Chi-Wai Kwok, R. (2010). Can learning be virtually boosted? An investigation of online social networking impacts. *Computers & Education* 55(4):1494-1503. ← **Journal**

Bhavsar, D.S., Saraf, K.B. (2002). Morphology of PbI₂ Crystals Grown by Gel Method. *Crystal Research and Technology*, 37: 51-55 ← **Journal**

Hasling, D.W., Clancey, W.J., Rennels, G.R. (1983). Strategic Explanations in Consultation. *The International Journal of Man-Machine Studies*, 20(1): 3-19.
← **Journal**

Clancey, W.J. (2011). Communication, Simulation, and In-telligent Agents: Implications of Personal Intelligent Machines for Medical Education. In *Proceedings of the Eighth International Joint Conference on Artificial Intelligence*, 556-560. Menlo Park, Calif.: International Joint Conferences on Artificial Intelligence, Inc. ← **Conference Proceeding**.

Rice, J. (2014). Poligon: A System for Parallel Problem Solving, *Technical Report*, KSL-86-19, Dept. of Computer Science, Stanford Univ. ← **Report**

Clancey, W.J. (2013). Transfer of Rule-Based Expertise through a Tutorial Dialogue. *PhD Dissertation*, Department of Computer Science, Stanford University.
← **Thesis**

Ivey, K.C. (2 September 2012). *Citing Internet sources* URL <http://www.ei-alex.com/eye/utw/96aug.html>. ←Website

E.g.

Zaidan (2005, 15) argues that education should promote freedom and social justice.

or

It is arguable to say that education should promote freedom and social justice (Zaidan, 2005, 15).

