




# Accessible Videos for Instruction and Distance Learning

Types of Videos	Minimum requirement	PD Support
<b>Videos Recorded by Someone Else</b> (Vendor, YouTube, Curriculum Materials) 	1. Videos must be accurately captioned.	Accessibility 101: Selecting and Creating Accessible Materials (PDO #89194)
<b>Teacher Pre-Recorded Videos</b> 	1. Provide a transcript of the lesson. 2. If you choose to use automatic captioning, review captions for accuracy before sharing the video.	Capturing Lessons with Videos and Document Cameras (PDO #89163)  Delivering Accessible Video Instruction (PDO #89199)
<b>Live Online Video Lessons</b> 	1. Plan your online lesson with best teaching practices in mind: <ol style="list-style-type: none"> <li>Prepare visual supports.</li> <li>Use text to support auditory information.</li> <li>Use the whiteboard feature to provide visual support for impromptu conversations.</li> <li>Plan with the special education teacher to ensure students with complex needs are properly included.</li> </ol>	Using Web Meetings for Instruction (PDO #89161)  Questions about students requiring cued speech or sign language interpreters should be directed to the DHOH itinerant teacher or Michelle Fyock, Instructional Specialist, DHOH.