

# LinkedIn Learn Student Guide

## Accessing LinkedIn Learn Lessons

1. Navigate to the [ LinkedIn Learn Lesson ] within your course

### Course Content

[Batch Edit](#)




#### Excel 2016 Essential Training

Visible to students

Start mastering Excel, the world's most popular and powerful spreadsheet program, with Excel expert Dennis Taylor. Learn how to best enter and organize data, perform calculations with simple functions, work with multiple worksheets, format the app...

2. Sign in using your Netid and Blackboard Password



CAL STATE  
EAST BAY

Sign in with your NetID and Password


☐ Keep me signed in

Sign in


[Manage My NetID](#)

3. Once you have entered your NetID and Blackboard password in the CSU East Bay authentication screen, you will be prompted with the following Login option. If you do not have an existing LinkedIn Learn account, proceed to the next section. You will be prompted to create one before logging in. If you have an existing LinkedIn Learn account, you will need to login through LinkedIn Learn before accessing the resource.

---



Log into LinkedIn to complete your activation



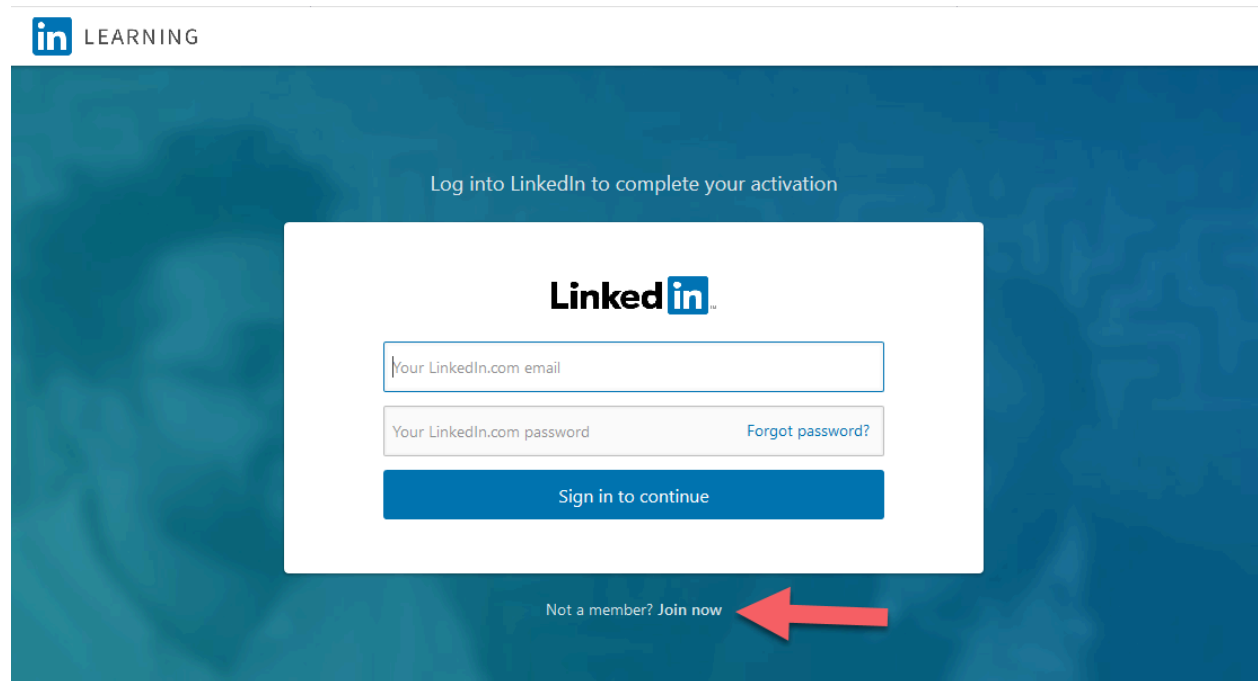
[Forgot password?](#)

[Sign in to continue](#)

Not a member? [Join now](#)

# Creating a LinkedIn Learn Account

1. Select [ Not a member? Join now ]



The image shows the LinkedIn Learning login interface. At the top left is the LinkedIn Learning logo. The main heading is "Log into LinkedIn to complete your activation". Below this is a white login box containing the LinkedIn logo, a text input field for "Your LinkedIn.com email", a password input field for "Your LinkedIn.com password" with a "Forgot password?" link, and a blue "Sign in to continue" button. Below the login box, the text "Not a member? Join now" is displayed, with a red arrow pointing to it from the right.

LinkedIn LEARNING

Log into LinkedIn to complete your activation

**LinkedIn**

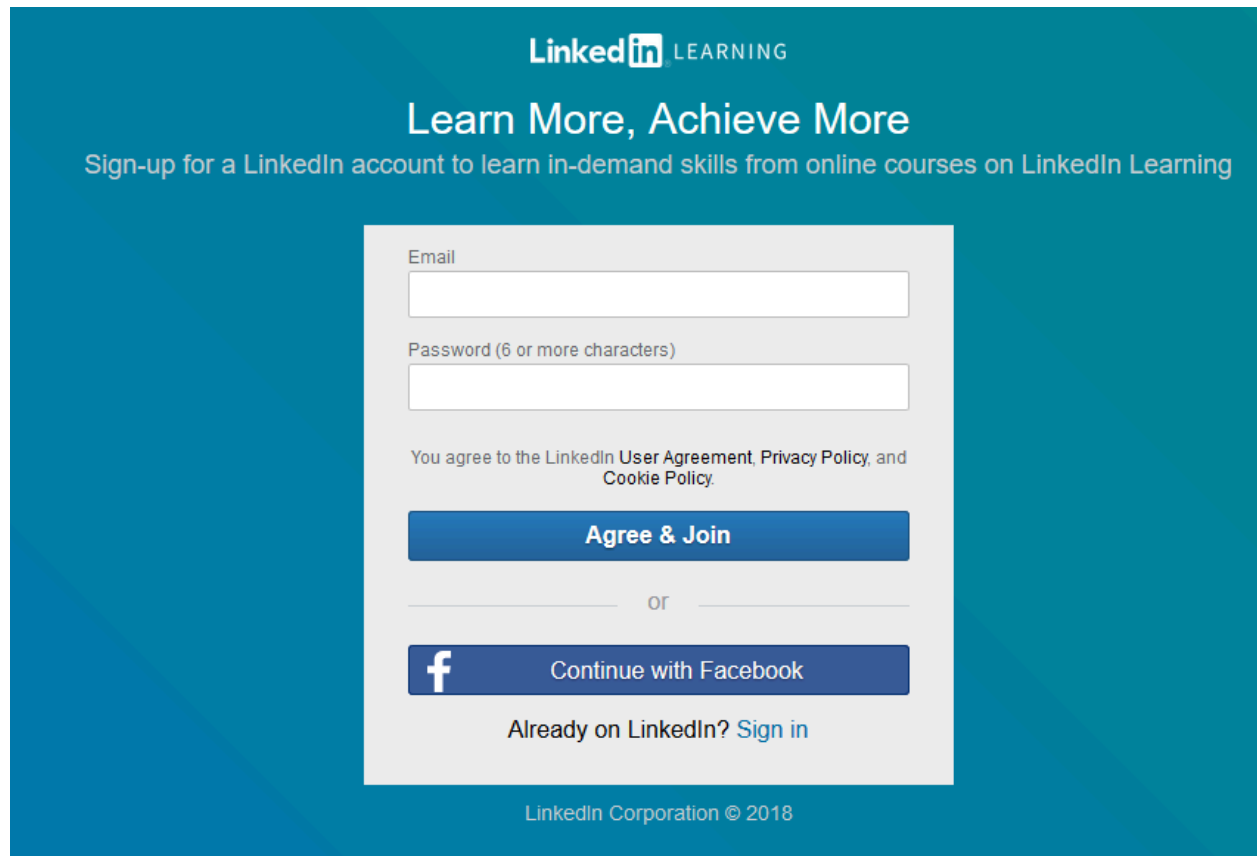
Your LinkedIn.com email

Your LinkedIn.com password [Forgot password?](#)

Sign in to continue

Not a member? [Join now](#)

2. Create an account with LinkedIn learn using your horizon email



The image shows the LinkedIn Learning sign-up page. At the top, the LinkedIn Learning logo is displayed. Below it, the heading "Learn More, Achieve More" is centered. A subheading reads: "Sign-up for a LinkedIn account to learn in-demand skills from online courses on LinkedIn Learning". The main form is a light gray box containing the following elements:

- An "Email" label above a text input field.
- A "Password (6 or more characters)" label above a text input field.
- A line of text: "You agree to the LinkedIn User Agreement, Privacy Policy, and Cookie Policy."
- A blue button labeled "Agree & Join".
- A horizontal line with the word "or" in the center.
- A Facebook logo icon followed by a blue button labeled "Continue with Facebook".
- A link: "Already on LinkedIn? [Sign in](#)".

At the bottom of the form box, the text "LinkedIn Corporation © 2018" is visible.

### 3. Complete the phone security check

Security verification

×


## Just a quick security check

As an extra security step, we'll need to give you a verification code to register. [Learn more](#)

### How do you want to get the code?

☒ Text my phone ☐ Call my phone

### Enter your phone number below

 ▼

( 1 ) Phone number

This number will only be used to finish registration and won't be added to your account.

Send code

## 4. Complete your profile



Welcome, bbhelp!

Let's start your profile, connect to people you know, and engage with them on topics you care about.

Country/Region

United States ▼

Postal code

94544

Next

5. Select [ California State University East Bay ] as your School or University



Your profile helps you discover the right people and opportunities

School or College/University \*

California State University East



**California State University - East Bay**  
San Francisco Bay Area

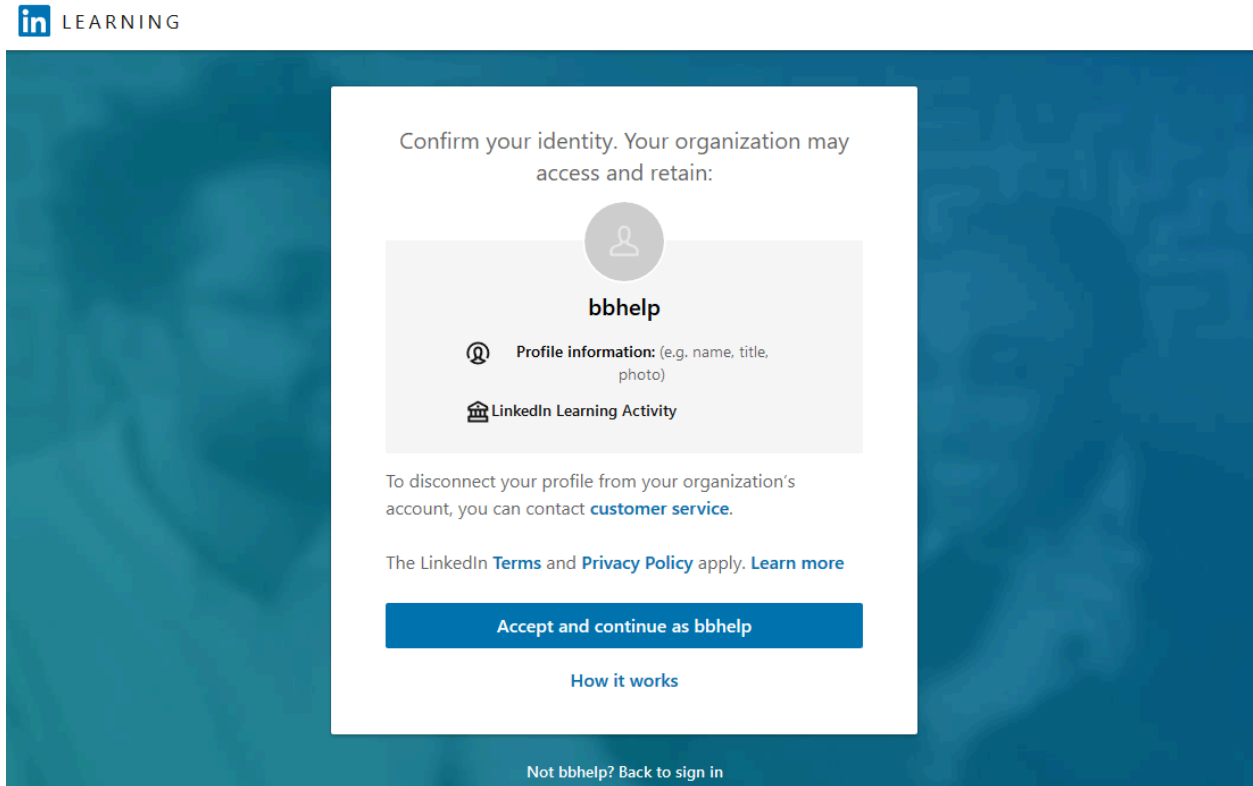


**California State University, East Bay - Continuing Education**  
San Francisco Bay Area

[I'm not a student](#)

Continue

## 6. Confirm your identity in the following screen





7. You will then be forwarded to the LinkedIn Learn lesson. Make sure to save your LinkedIn Learn username and password for future reference

## Programming Foundations: Fundamentals

Course by: **Simon Allardice**

5,459 24,043

▶ Watch preview

[Overview](#) [Contents](#) [Transcript](#)

### Course details

4h 47m · Beginner · Released: September 22, 2011 · 14 chapter quizzes

This course provides the core knowledge to begin programming in any language. Simon Allardice uses JavaScript to explore the core syntax of a programming language, and shows how to write and execute your first application and understand what's going on under the hood. The course covers creating small programs to explore conditions, loops, variables, and expressions; working with different kinds of data and seeing how they affect memory; writing modular code; and how to debug, all using different approaches to constructing software applications.

Finally, the course compares how code is written in several different languages, the libraries and frameworks that have grown around them, and the reasons to choose each one.

**Learning Objectives:**