



How to enroll swimmers with “SPLASH Entry Editor”

Please note that this software must be used only if you can't do the enrollment of your swimmers via your «Splash Team Manager» software.

It works only on Windows computers. If you don't have windows please fill the form [HERE](#).

Download and install the «SPLASH Entry Editor» software via this link:

<https://drive.google.com/open?id=1Zkd2NwvNB9rxKsRKcZ2X1Prcnf8z9Ae0>

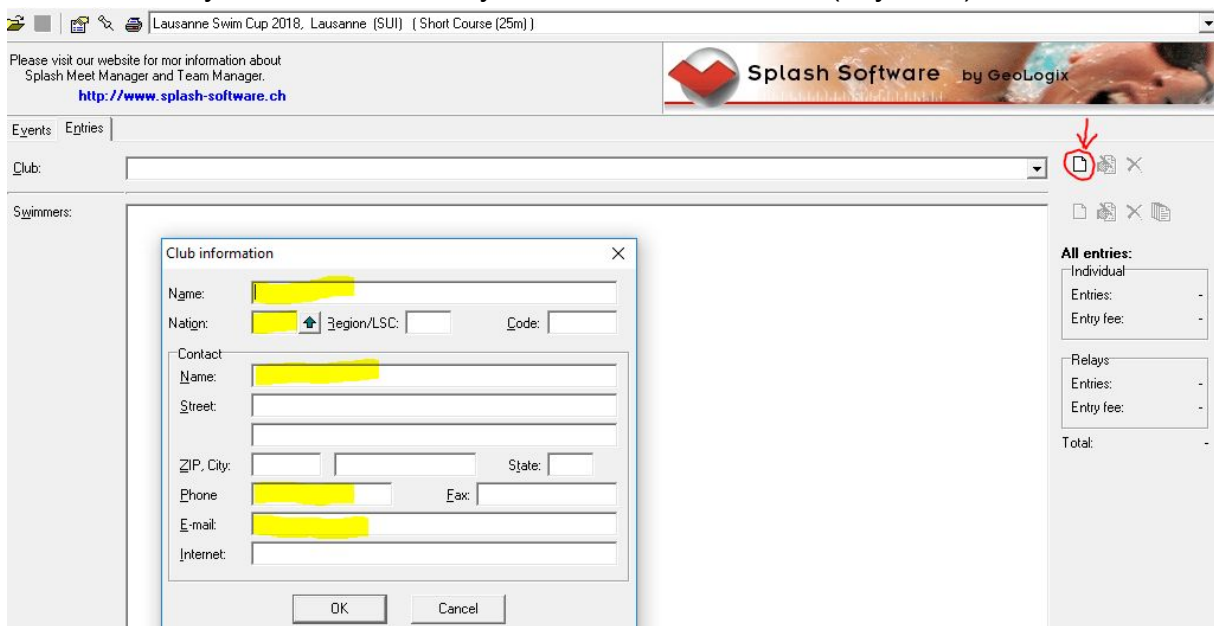
Download the Lenex Invitaiton file available on the swimrankings website:

<https://www.swimrankings.net/index.php?page=CalendarDetail&CalendarId=5939045&language=us>

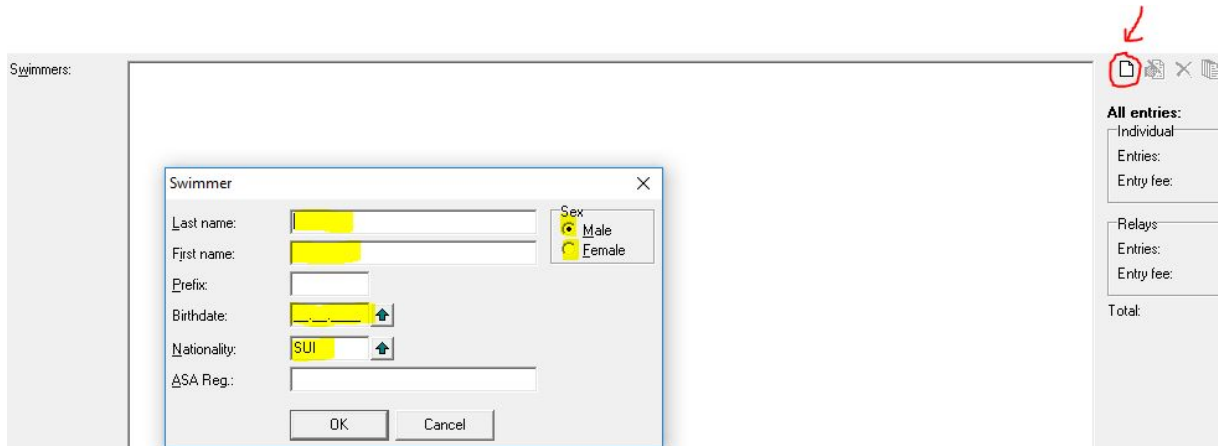
1. Open the downloaded Lenex File



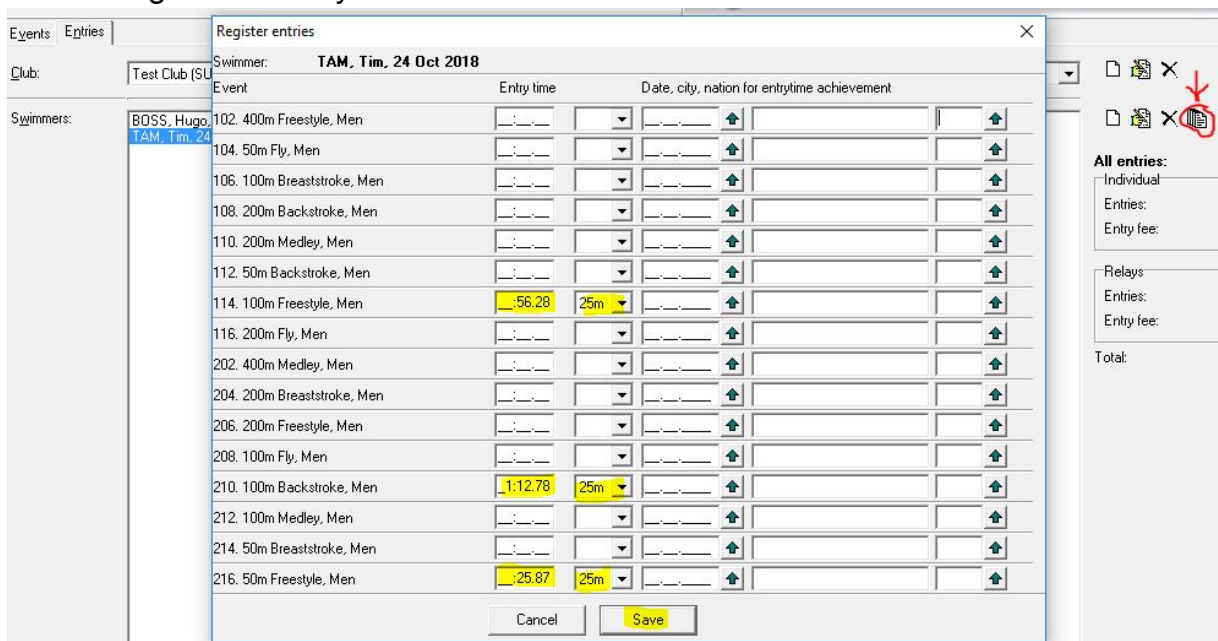
2. Create your club and fill-in your contact information (in yellow)



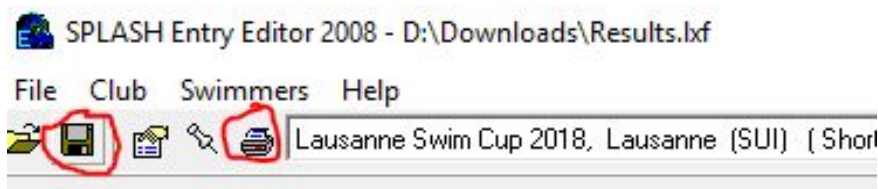
3. Create each swimmer and fill-in his/her personal information (in yellow)



4. Select each swimmer and enter the races he/she wants to participate in by entering his/her entry time and save.



5. Save your work and send the saved Lenex (lxf) file to starts@lausanneswimcup.ch and print the document for you.



For any help or information, please contact starts@lausanneswimcup.ch