

Section Logic on Custom Templates

Take your custom templates to the next level by implementing section logic!

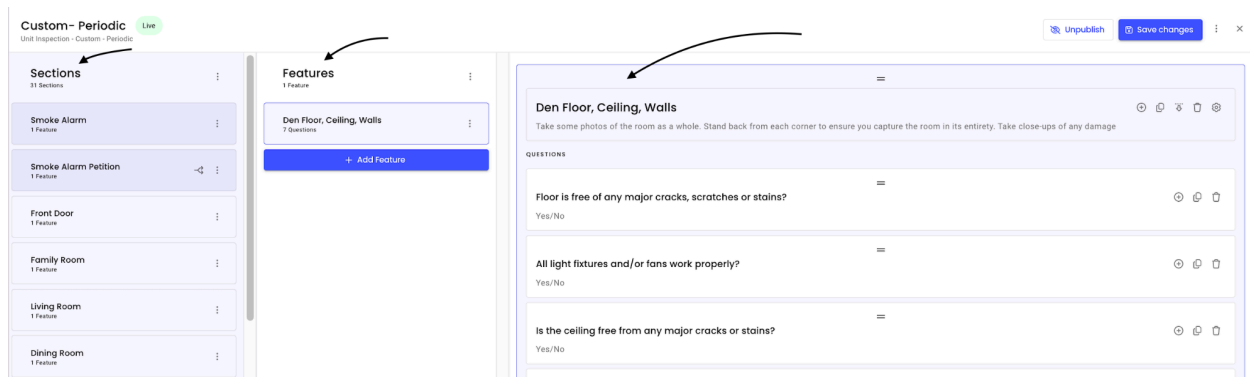
Sections, Features, and Feature Details

Before we dive into *section logic*, let's review how templates are structured.

When you open a custom template, you'll land on the **Template Details** page. This page features a header and three main columns: **Sections**, **Features**, and **Feature Details**.

- In the left-most column, you will see **Sections**.
- In the middle column, you will see **Features**.
- In the right-most column, you will see **Feature Details**.

An inspection template is divided into multiple **Sections (or rooms)**, each containing **Features**, which may include **specific questions (Feature Details)**.



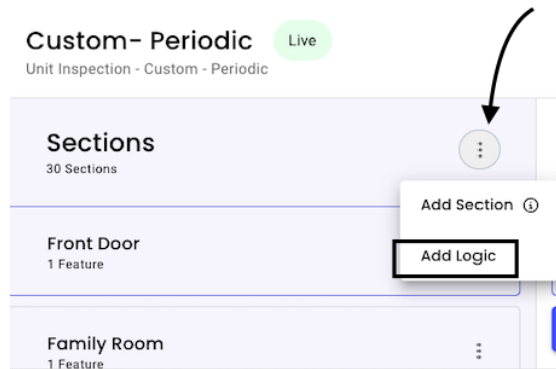
Section Logic Overview

Applying *logic* to a *section* allows the entire section to appear dynamically based on user responses. This is perfect for inspections where additional details or follow-up questions are only required based on specific answers. Section logic can only be based on Multiple-Choice and Yes/No questions.

Section logic can be applied to **individual sections** or with a **bulk action**.

Bulk Section Logic

Bulk section *logic* can **only** be added from the 3-dot menu in the section column header. In the logic popup, you'll select which sections you want to apply the logic to.



How Bulk Section Logic Works:

1. Select **“Add Logic”** from the 3-dot menu next to **“Sections”**
2. Select a trigger question from the **“If question is:”** dropdown
3. Select a trigger answer from the **“& answer it one of”** dropdown
4. Select a section to be revealed for the **“Show sections”** dropdown.
5. Click **“Save”**.

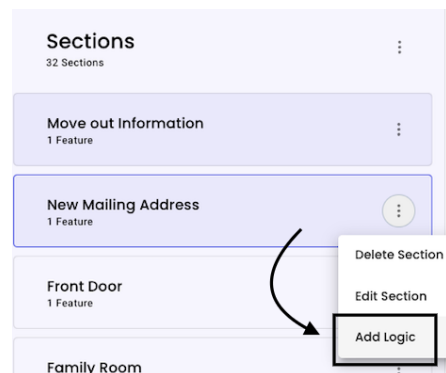
A screenshot of the 'Section Logic' popup form. The form has a title bar with a green arrow icon and the text 'Section Logic' and 'Add logic to multiple sections at once'. Below the title bar, there are three dropdown menus. The first is labeled 'If question is:' and has 'Smoke Alarm: Does the smoke alarm function properly?' selected. The second is labeled '& answer is one of:' and has 'No' selected. The third is labeled 'Show sections:' and has 'Smoke Alarm Petition' selected. At the bottom of the form, there are 'Cancel' and 'Save' buttons.

Example:

If you have a section that includes a question "Does the smoke alarm function properly" and the answer is "No," you can add logic to a new section titled "Smoke Alarm Petition" so that it appears based on a specific answer to the smoke alarm question.

Individual Section Logic

Individual logic can be added from the 3-dot menu of a **specific** section card. Section selection is already done for you. The logic will only be applied to that particular section.



How Individual Section Logic Works:

1. Select **"Add Logic"** from the 3-dot menu next to the specific section card.
2. Select a trigger question from the **"If question is:"** dropdown
3. Select a trigger answer from the **"& answer it one of"** dropdown
4. The section to be revealed for the **"Show sections"** will already be selected for you.
5. Click **"Save."**

Section Logic: New Mailing Address

If question is: Move out Information: Move out date: Is your move out date within the next month?

& answer is one of: Yes

Show section: New Mailing Address

+ Add Logic

Cancel Save

Example:

If you have a section that includes a question "Is your move out date within the next month?" and the answer is "Yes," you can add logic to a new section titled "New Mailing Address" so that it appears based on a specific answer to the move out question.

Why Use Section Logic?

Section *logic* (both bulk and individual) allows property managers to streamline the inspection process, ensuring that only the most relevant information is included in their inspections. **Section logic is useful for revealing an entire section with multiple features.** The logic icon appears if a section is dependent on logic, which means it will only appear based on a particular answer to a question.



Benefits include:

- **Increased Efficiency:** No more irrelevant questions or features. Everything shown is specific to the situation, saving time for everyone involved.

- **Customizable Inspections:** Tailor each inspection to your property's needs. Whether it's a routine check or a detailed move-out inspection, Feature and Section Logic ensure only necessary items are covered.
- **Enhanced Accuracy:** By guiding users through sections and features that matter based on their input, you reduce the chances of missing important information.

Have additional questions? Don't hesitate to contact our Customer Support team via live chat.