
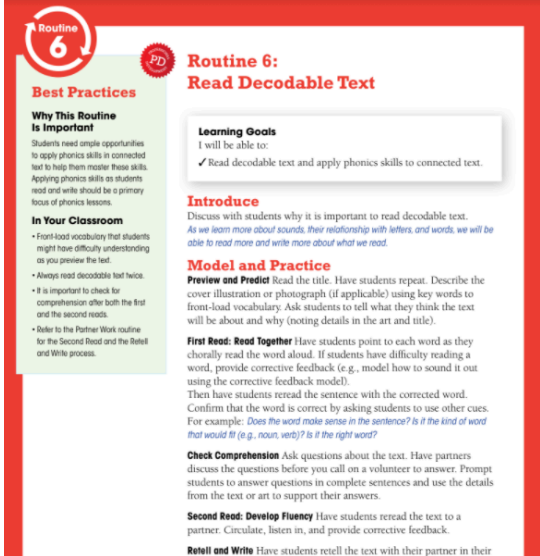
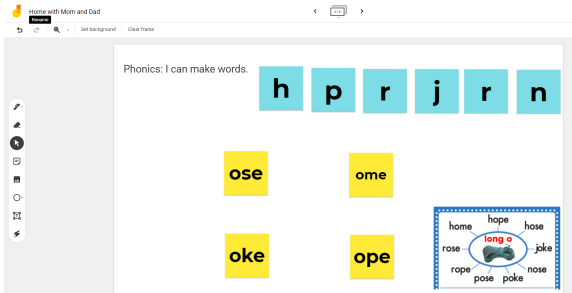


Phonics Extensions & Application

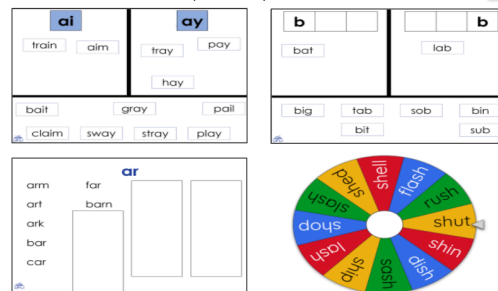
<p>Why?</p>	<p>Not too much skill practice! 50% of time students should be applying the skill. The kids need to do the “heavy lifting” in order for transfer and learning.</p> <p>Wiley Blevins, Ed.M. – The common mistakes teachers should avoid in a phonics lesson</p> <p>- The value of accountable text</p>	
<p>Decodable Books & Passages</p>	<p>Decodable Routine</p> <ul style="list-style-type: none"> Repeated Reading Writing <ul style="list-style-type: none"> respond to questions ask questions Retell Dictation Sentence (with sort words AND other <u>additional words</u> with same skill) favorite part-fiction, what they learned-nonfiction For support, provide sentence starters and allow drawings. Word Hunt--highlight and DISCUSS 	
	<p>Jamboard example (see all pages/frames)</p>	

Additional Words (same skill, new words) & word manipulation

STUDENTS practice reading, sort, spell, authentic writing (ideas?)

[Some examples of practice activities](#) from UFLI

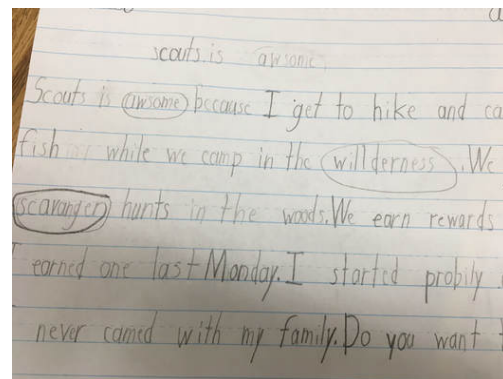
Some examples of practice activities:



Writing

- Write sentences
 - Ask for telling, asking, AND exclamatory sentences.
 - **Dictated** or Silly Sentences
- Write a short story

Circle the words used.



Color Code Word Sorts



PHINDER

<https://devinkearns.com/phinder/>

Phinder is a website designed to help reading teachers who are working on beginning phonics skills.

It can be hard to find words that contain the patterns teachers want children to learn. This website has long lists of words that match many different patterns. Teachers can use it




1 Graphemes 2 Phonemes 4 Word List

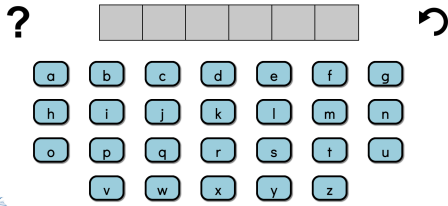



Search Letter Patterns: Sound Code: IPA

3 Sound Spellings Selected:

Word List: 3332

Search for Words: Advanced

	to locate words to teach.																																																												
Word Building	Digital Word Building (spell words from your sort THEN make any words and share!)																																																												
	Slides Word Building (Includes Elkonin Boxes)	<table border="1" data-bbox="950 665 1429 802"><tr><td>a</td><td>b</td><td>c</td><td>d</td><td>e</td><td>f</td><td>g</td></tr><tr><td>h</td><td>i</td><td>j</td><td>k</td><td>l</td><td>m</td><td>n</td></tr><tr><td>o</td><td>p</td><td>q</td><td>r</td><td>s</td><td>t</td><td>u</td></tr><tr><td>v</td><td>w</td><td>x</td><td>y</td><td>z</td><td></td><td>y</td></tr></table> <div data-bbox="1050 844 1356 913"><div></div><div></div><div></div><div></div></div>	a	b	c	d	e	f	g	h	i	j	k	l	m	n	o	p	q	r	s	t	u	v	w	x	y	z		y																															
	a	b	c	d	e	f	g																																																						
	h	i	j	k	l	m	n																																																						
o	p	q	r	s	t	u																																																							
v	w	x	y	z		y																																																							
Make your own printable-- cut and move to Elkonin boxes Example	<div data-bbox="963 987 1485 1161"><div></div><div></div><div></div></div> <div data-bbox="945 1211 1495 1323"><table border="1"><tr><td>o</td><td>p</td><td>t</td><td>g</td><td>p</td><td>d</td><td>c</td></tr><tr><td>h</td><td>l</td><td>f</td><td>r</td><td>j</td><td>m</td><td></td></tr></table></div>	o	p	t	g	p	d	c	h	l	f	r	j	m																																															
o	p	t	g	p	d	c																																																							
h	l	f	r	j	m																																																								
From UFLI: Word Work Mat Activity (Google Slides) Word Work Mat – Beginner (app link) Word Work Mat – Intermediate (app link) Make your own Word Work Mat for face-to-face instruction! (updated August 2020)	<h2>Word Work Mat</h2> <div data-bbox="980 1482 1424 1698"><div><div>?</div><div></div><div></div><div></div><div></div><div></div><div></div><div></div></div><div><table border="1"><tr><td>ch</td><td>ph</td><td>sh</td><td>th</td><td>wh</td></tr><tr><td>ar</td><td>er</td><td>ir</td><td>or</td><td>ur</td></tr><tr><td>ai</td><td>au</td><td>aw</td><td>ay</td><td>ea</td></tr><tr><td>ee</td><td>igh</td><td>oa</td><td>oo</td><td>ow</td></tr><tr><td>oi</td><td>ou</td><td>ow</td><td>oy</td><td></td></tr><tr><td>ck</td><td>ed</td><td>ing</td><td>ng</td><td>nk</td></tr></table><table border="1"><tr><td>a</td><td>b</td><td>c</td><td>d</td><td>e</td></tr><tr><td>f</td><td>g</td><td>h</td><td>i</td><td>j</td></tr><tr><td>k</td><td>l</td><td>m</td><td>n</td><td>o</td></tr><tr><td>p</td><td>q</td><td>r</td><td>s</td><td>t</td></tr><tr><td>u</td><td>v</td><td>w</td><td>x</td><td>y</td></tr><tr><td>z</td><td></td><td></td><td></td><td></td></tr></table></div></div>	ch	ph	sh	th	wh	ar	er	ir	or	ur	ai	au	aw	ay	ea	ee	igh	oa	oo	ow	oi	ou	ow	oy		ck	ed	ing	ng	nk	a	b	c	d	e	f	g	h	i	j	k	l	m	n	o	p	q	r	s	t	u	v	w	x	y	z				
ch	ph	sh	th	wh																																																									
ar	er	ir	or	ur																																																									
ai	au	aw	ay	ea																																																									
ee	igh	oa	oo	ow																																																									
oi	ou	ow	oy																																																										
ck	ed	ing	ng	nk																																																									
a	b	c	d	e																																																									
f	g	h	i	j																																																									
k	l	m	n	o																																																									
p	q	r	s	t																																																									
u	v	w	x	y																																																									
z																																																													

		
	Jamboards for Word Work	
	<p>Virtual Blending Board </p> <p>Virtual Blending Board Tutorial</p> <p>For the teacher to demo word building AND changing parts of the word to make new words. Includes blends, digraphs, vowel teams, silent e, etc.</p>	<p>Blending Board</p> 
<p>Other Resources</p>	<p>Multi-Sensory Ideas!</p>	<p>Multi-sensory ideas (for dyslexic and IEP):</p> <ul style="list-style-type: none"> -finger-tapping, arm-tapping -sand trays (red words are never written in the sand) -trace the word-- finger, in the air, etc. -stand up, sit down activities for different sounds that they hear -bring in one object that students can touch and feel for each letter of the alphabet (this becomes the key word) -jump or hop sideways for each letter of a word

[UFLI Virtual Teaching Resource Hub](#)

Instructional Activities > Decoding and Encoding > Word Work

[All UFLI Instructional Activities](#)

UF | College of Education

Academics | Student Services | Research | News | Alumni / Giving | About the College

UF Literacy Institute

About | Reader Development | Teacher Development | Resources | Contact Us


UFLI Virtual Teaching Resource Hub

Instructional Activities > Decoding and Encoding > Word Work

We use the term "word work" to represent activities that promote effective and efficient word reading, especially those that involve developing proficiency with blending letter sounds and the manipulation of sounds in words. For example, the blending drill provides children with a rapid succession of words (and sometimes non-words) to decode, by changing one sound at a time (e.g., changing hen to hip, hip to tip, tip to top, and so on). All of the activities in this section are designed to provide students with practice that will make them stronger word readers. Strong word reading is necessary for strong comprehension.


To find words to use for word work check out the [Word Cards](#) and [Word Lists](#). To generate more words, [click here](#) to use the Pfander tool.

Blending Board




[Virtual Blending Board](#)
[Virtual Blending Board Tutorial](#)

Blending Drill




[Blending Drill \(PowerPoint\)](#)
[Blending Drill \(Google Slides\)](#)
[Blending Drill Tutorial](#)

Manipulative Letters




[Manipulative Letters Guidelines](#)
[Manipulative Letters \(PowerPoint\)](#)
[Manipulative Letters \(Google Slides\)](#)
[Manipulative Letters Tutorial](#)
[Manipulative Letters Assessment Activity Sample Lesson Video](#)

Regular Word Spelling



[Template: Regular Word Spelling \(PowerPoint\)](#)
[Template: Regular Word Spelling \(Google Slides\)](#)

Word Sort



[Template: Word Sort With Word Cards \(PowerPoint\)](#)
[Template: Word Sort With Word Cards \(Google Slides\)](#)