

NORTHERN DISTRICT FAIR CADILLAC, MI

Market Turkey Record Book

Senior (15-19)

Project Year: _____



Name: _____

Number of years in the Project: _____

Fair Age as of January 1, of the current year: _____

Club or Organization: _____

Club/Organization Leader: _____

Record Started: _____ Record Closed: _____
Month/Day/Year Month/Day/Year

****RECORD BOOKS ARE DUE ON FIRST DAY OF FAIR****

WHY KEEP RECORDS?

This record is a part of your Market Livestock Project and must be entered for judging at the Northern District Fair. A record book per market animal is required for auction. Keep this book as part of your personal records. This information is helpful for you to plan future year's market projects, as well as if you ever apply for awards or a scholarship.

Project Objectives:

- Develop a love for agriculture and a humane attitude toward animals while experiencing the pride and responsibility of ownership of the project.
- Help youth acquire information and an understanding of scientific production and management practices through the experience of keeping records, owning, and caring for livestock.
- Allow youth to learn and employ efficient procedures and methods in marketing poultry and their products.
- Allow youth to experience and cope with the “value” and “attitudes” of responsibility in a relatively unsupervised environment. Supervision will be on a periodic basis.
- Encourage integrity, sportsmanship, cooperation and ability to communicate through related activities such as demonstrations, talks, judging events, and at local fairs.

Exhibitor Signature: _____

Leader Signature: _____

The Northern District Fair values every exhibitor’s experience. Did you need assistance or accommodations to fill out this record book? Please describe how below:

My Market Turkey Project

Name and/or description of animal(s): _____

Breed(s): _____

Date of ownership or pick-up date: _____

How many turkeys purchased: _____

Cost of your turkeys: _____

How many turkeys can you sell at auction? _____

How old were your turkeys at pick up: _____

What kind of feeder did you use? _____

What is the minimum weight for a market turkey at this year's fair? _____

What shelter did you have once your turkeys left their brooder? : _____

Roughly, how much water did your turkeys drink daily?: _____

Please explain three goals that you have for your turkey project:

1. _____

2. _____

3. _____

Expense Record

Project Inventory: Use the chart below to track the items you purchased to complete your project. Only calculate for the birds that you bring to fair (Pen of 2 Turkeys). You may list items already owned on one line with a cost of \$0.

Item	Cost
Purchase Cost of Turkeys	
Total value of your turkeys and equipment at the beginning of your project:	

Feed Cost Record: Use the chart below to track your feed and supplement expenses. Only calculate for the birds you bring to the fair (Pen of 2 Turkeys). For example, if you raised 3 turkeys, subtract 1/3 of the cost from each item.

Date	Type of Food	Cost
Total cost of feed and supplements to raise your project:		

Total Project Expenses(add both totals from above): \$ _____

Growth Record


Project Weight Chart

Weighing your turkeys is a good way to monitor their health. You should weigh your turkeys each week.

Choose one bird to report in the chart below every other week.

Try to report with the same bird.

Turkey's weight on Day 1: _____



	Weight:
Week 1	
Week 3	
Week 5	
Week 7	
Week 9	
Week 11	
Week 13	
Week 15	
Week 17	
Week 19	

Health Record

Enrolling in an animal project requires you to take responsibility for the health and treatment of your animal. Record all health care for your animal including medications, immunizations (shots), dewormers, as well as management care such as fly prevention, nail trimming, and washing. Remember to record the cost of healthcare services and supplies on the Project Inventory record.

Date	Reason for treatment/symptoms	treated with, dosage, and method of administration	withdrawal time if applicable

Project Summary & Analysis

Note, you may have kept records for more than the one turkey you bring to auction. Be sure to divide total expenses by the number of animals you raised to get an accurate summary for your fair year. Information for the sheet below should reflect only the animal brought to fair.

Tom or Hen	Breed	Date Acquired	Beginning Weight	Final Weight

Expected income: The market value of livestock will be posted in the barns on arrival day at the fair. This section of your record book should be finalized after final weigh-in but before giving it to your barn superintendent for judging. Be sure to use information from your Expense Records above.

Market Value(per lb) × Final Weight = Expected Income

\$ _____ × _____ = \$ _____

Would you have been able to make a profit if you had sold your animal at a stockyard at this current market price rather than the fair's livestock sale? Why or why not?

Break-Even Cost: The hope with any financial endeavor is to earn more money than spent on the project. The break-even cost is the price of your project when your expense and income are the same. Anything higher than your break-even cost is total income, anything lower is your total loss.

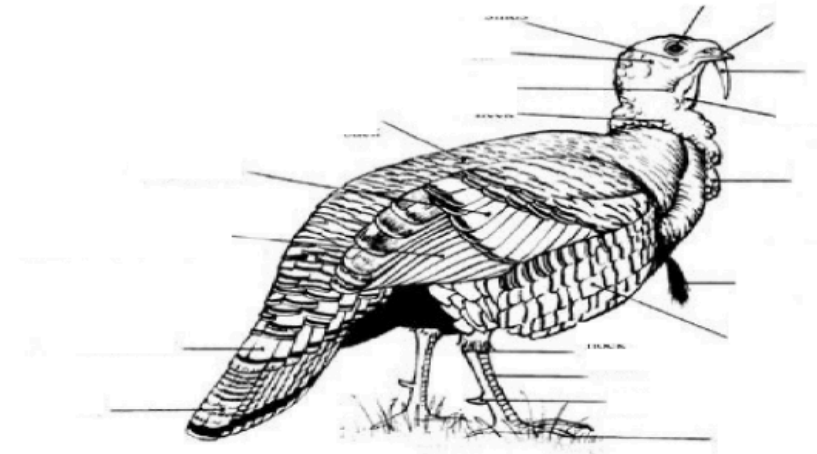
Use the equation to calculate your break-even cost.

Total Expenses ÷ Final Weight(lbs) = Break-Even Cost/Lb.

\$ _____ ÷ _____ = \$ _____

Parts of a Turkey

Label each arrow with the number of the body part from the word bank below.



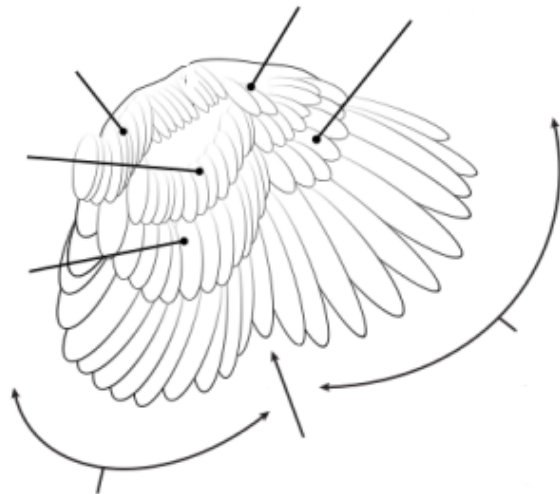
Word Bank

- | | | | |
|----------|-----------|------------------|------------------------|
| 1. Neck | 7. Ear | 13. Throat | 19. Tail Coverts |
| 2. Back | 8. Spur | 14. Breast | 20. Secondary Feathers |
| 3. Sinus | 9. Shank | 15. Wattle | |
| 4. Claw | 10. Beard | 16. Tailfeathers | |
| 5. Beak | 11. Hock | 17. Caruncles | |
| 6. Snood | 12. Eye | 18. Wing Coverts | |

Parts of a wing

Word Bank

1. Shoulder Butt or Scapulars
2. Primaries
3. Secondary Coverts
4. Axial Feather
5. Secondaries
6. Bow Coverts
7. Primary Coverts
8. Alula



I Know Turkey

Name one poultry disease, the cause, and possible treatments

List three ways to avoid heat stress in birds

- 1) _____
- 2) _____
- 3) _____

When discussing processing yields, will a fat animal give a greater yield than a lean animal? Explain.

The USDA lists 4 classes of market turkeys: Fryer/roaster turkeys, young turkeys, yearling turkeys, and mature turkeys. Which class does your project fall under? _____

What causes cannibalism and how do you prevent it in your flock?

Why is ventilation so important in raising poultry?

Name two functions of Caruncles

- 1) _____
- 2) _____

What are breast blisters and how do you prevent them?

Name two internal parasites that can affect turkeys.

- 1) _____
- 2) _____

Personal Development

List 3 people or companies you sent/delivered a buyer letter to:

1. _____
2. _____
3. _____

List 3 people, places, or resources you used to help you with your projet this year:

1. _____
2. _____
3. _____

What skills did you practice or learn with your turkey project this year?

How did this project push you outside of your comfort zone?

How did you contribute to your livestock club this past year?

Project Essay Pick one of the following topics to write an essay on. The essay should be a minimum length of 5 paragraphs. You may type or handwrite the assignment. Please attach it to the end of your record book.

Topic options, please circle your choice:

- My Project Goals and How I Met Them or Why I Didn't Achieve Them
- What/Who influenced Me to Complete a Turkey Project and If I Plan to do it Again Next Year
- My Career Opportunities in Agriculture
- How to Care for Turkey and What Supplies I Need

Project Pictures share a minimum of 6 pictures of your project. Record books must contain photos from Day 1 of the project, all the way through to the end of the project. Pictures should be on paper(s) attached to your record book. Artistic display is encouraged but not required.

Scoring Rubric

Page	Topic	Points Possible	Points Awarded
1 & 2	Cover & Project Certification	5	
	Completed & signed by both		
3	My Turkey Project	5	
	Completed		
4	Expense Records	10	
	Clear and detailed records kept		
5	Growth and Health Records	10	
	Clear and detailed records kept		
6	Project Summary & Analysis	10	
	Completed		
7	Parts of a Turkey & Parts of a Wing	10	
	Correctly completed		
8	I Know Turkey	10	
	Correctly completed		
9	Personal Development	5	
	Completed and detailed		
10 (+)	Project Essay	20	
	3 thorough paragraphs attached		
10 (+)	Project Pictures	15	
	6 pictures start-finish attached		
	TOTAL:	100	

Comments: _____

Record Book Judge: _____

Total Points:

A – 90-100

B – 80-89

C – 60-79

DQ: Below

