Data Wall Functionality Guide

	Data Walls - Data at individual student level
Sorting	• All columns of a data wall are sortable by clicking on their heading - lowest to highest • Use the “quick filter bar” (space in between data wall column heading and proficiency levels) for advanced sorting options ○ **Operators** ■ Greater Than (>) ■ Less Than (<) ■ Greater Than or Equal To (>=) ■ Less Than or Equal To (<=) ■ Not Equal To (!=) ○ **Values** ■ Letters, numerals ○ **Sort across columns** ○ **Sort by points** ■ FYI - points need to be set up first *(see training on indicator bands)* 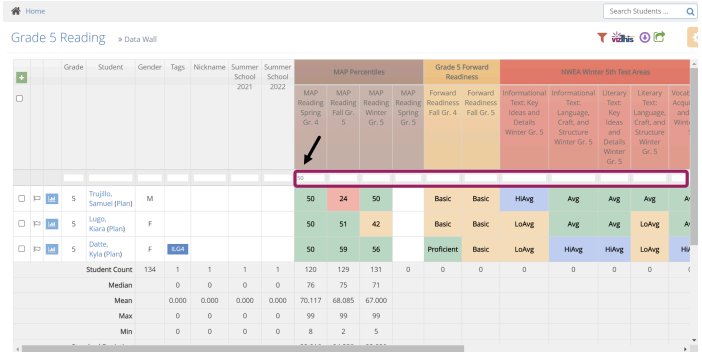 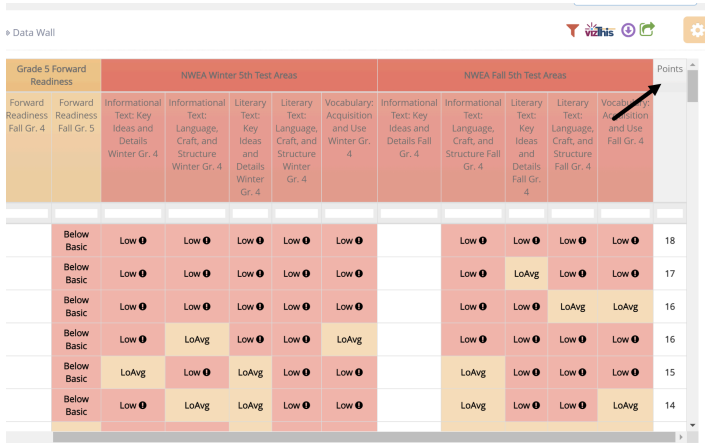

Assessment Detail	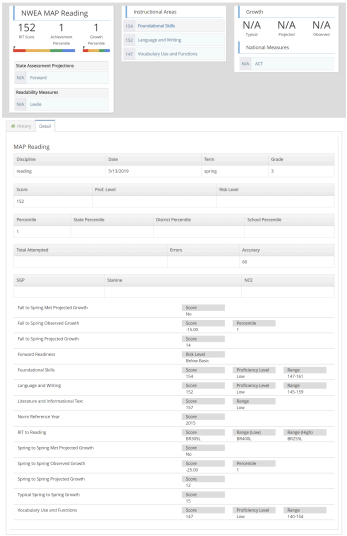 ● Click on any assessment score to see the strand data
Notetaking	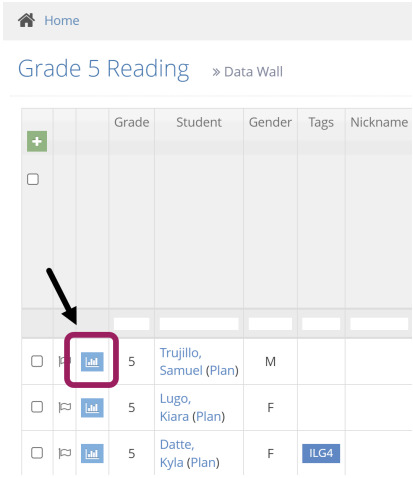 ● Click on the data wall icon to access a student profile pop up to take notes
	● Click on the hyperlinked name to access the student profile - takes user out of data walls and into the student profile module

	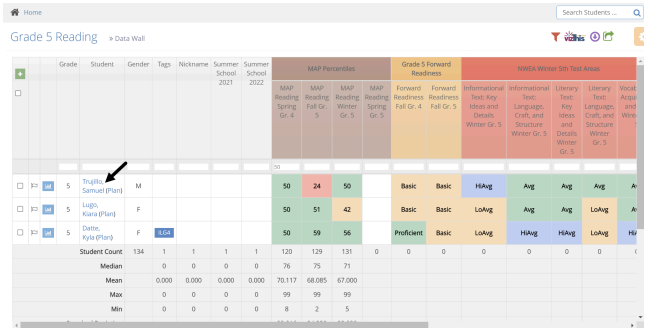
Data Wall Entry	 - The district's ion system administrator must create a data wall for data wall entry - Users are able to click on the "+" icon to enter data

Icons	- Icons
	  - **Filter** - hover over the filter to see what filters are in place for the data wall
	  - **VizThis** - creates dashboards
	  - **Download** - creates a spreadsheet of the data wall data
	  - **Share** - allows a user to share a data wall with another staff member (primarily used only if the permission settings are "My")
	  - **Edit Wheel** - Edit data wall if user has those permissions

	■ Download CSV creates a notepad version of data wall ■ New Wall Viewer no longer used
Creating Groups / Tags	• Create Groups/Tags by clicking on box to left of student name • Choose option • Users can create wall groups at any time • Intervention Groups and Tags require district's ion system administrator to set up - contact customer success to set up consultation and training 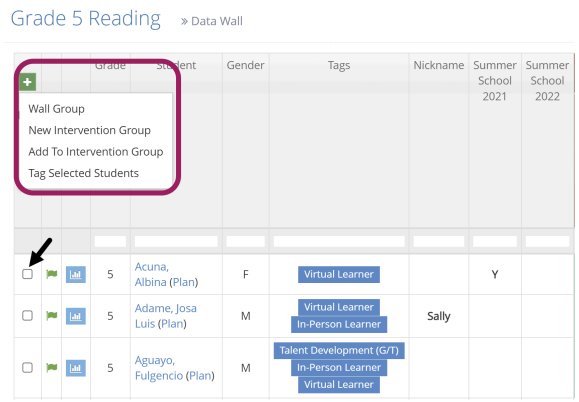 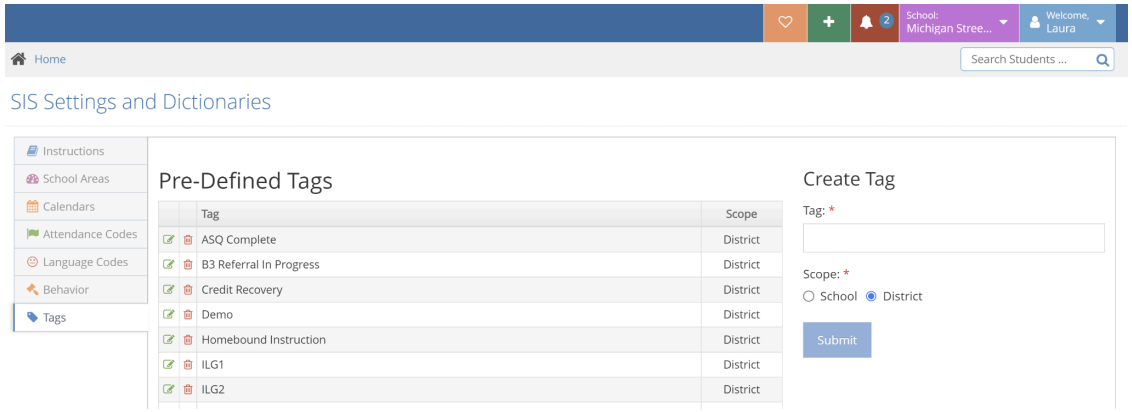
Flags	• Click on a flag to flag a student or to remove a flag • Records of flagging and deleting flags are stored in student profile notes • Any user can flag, delete a flag, and view a flag

	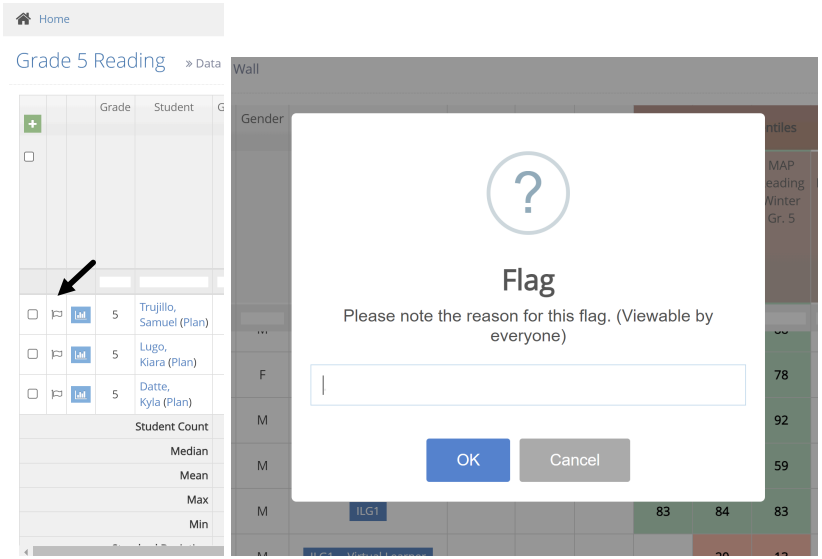
General Tips	See online users guide [Wall Functions]()

December 2023; April 2024