

## Love Others by Serving Them

### Week 2

**The Big Point:** Love Others by Serving Them

**God's Word:** [Jesus Washes His Disciples' Feet \(John 13:1-17\)](#)

**Memory Verse:** And the second is like it, 'Love others as you love yourself.' Mark 12:31a (NIRV)

**Application:** I will love others by serving them!

--

**Lesson Aim:** Understand that to truly love, is to put others and their needs before one's own. We aim to instill in the kids a heart of putting Others first and loving others as much as they love themselves instead of being self-centered.

**MATERIALS HIGHLIGHTED IN YELLOW ARE Prepared by Prep Team**  
**Huddle leaders prepare and ensure material in BLUE are ready**

#### BEFORE SESSION:

<b>Logistics and Prep Team:</b>	Open the <b>PREP SHEET</b> and scroll down to week 2
<b>Huddle Leaders:</b>	<b>BEFORE SUNDAY;</b> 1. Read through this Guide, Study Notes, Story Cards and PRAY :)
	<b>SUNDAY MORNING;</b> 1. Read through this guide and Story Cards again on the way to HopeKids 2. Collect Huddle Time Box and Materials from respective Storage areas 3. Ensure all Huddle Time box, materials and stationery in box are sufficient and in order. <i><b>If not, inform your Room IC/Env. Leader!</b></i> 4. Ensure craft materials are well-distributed to each Huddle Time box.

### TEACHER'S STUDY NOTES

For teacher's own reference, **not** for direct teaching.

#### BEFORE PREACHING THIS TOPIC:

♥ **CENTER YOUR HEART!**

**Why we do what we do**

Others First is a series talking about being selfless and placing others before oneself. To be selfless and put others first is to be **concerned more with the needs of others than with one's own**.

Being selfless is very much in line with what Jesus taught to be the greatest commandment other than to love God: to love your neighbour as you love yourself (Mark 12: 30-31).

\*In this festive season leading up to **Chinese New Year**, we want to teach the kids to have a heart that chooses to love others and put others first. May the kids not just clamour after ang baos and their favourite snacks but to learn to love the relatives they meet and learn to meet their needs even in small things such as engaging in conversation, giving up their favourite snacks for others to enjoy or serving by helping to get refreshments.

## GROW DEEP ROOTS!

## Understand the Big Point's focus

### READ Mark John 13:1-17 (NIRV)

Watch the Creative Video: [Jesus Washes His Disciples' Feet \(John 13:1-17\)](#)

#### Verses 1-2

It was time for the Passover meal, a celebration that always happens for the Jewish people (people of God) since the time of Moses. At this point of time, Jesus knew that the Hour had come for him to leave this world. Jesus knew that it was his very last meeting with his disciples before he would be taken away to be crucified. Jesus knew that his disciples will soon be dispersed. Yet note at the end of verse 1, it is written Jesus **“loved them to the end.”** In this context, it means to the uttermost that Jesus could ever give, Jesus loved the disciples to the most that he could ever love.

#### Verse 3

This is an interesting verse to note and helps us understand Jesus knew His standing in Father God, the God who sent Him. He knew where he came from, and he knew where He was going, despite the trial that is to come ahead.

#### Verses 4-5

V4 - *took off his outer clothing, wrapped a towel around his waist, poured water into a basin*

all these actions showed Jesus' extreme servanthood. He didn't just take on the job of washing his disciples' feet, but he did the preparations to do so by himself to show how much he loved them

This is the Jesus who knew that he came from heaven, and yet he took on the full humility of a servant to wash the feet of his disciples. He was their teacher and leader and yet he took on the act that only the lowest servant usually does.

Do remember that in Bible times, people usually wore open-foot sandals and walked on dirt roads instead of the clean concrete roads we have. People's feet would likely be dirty, muddy and likely to be smelly. Jesus was not concerned about all these, all he wanted to do was to truly show his love and servanthood to his followers.

**FOR Jr.: We can stop the story at verse 5. But you are encouraged to go forward with the Word Study for your own Heart Preparation. :)**

### Verses 6-8

When Jesus got to Peter, we saw Peter being uncomfortable with Jesus washing his feet, to which Jesus very strictly replied, **“Unless I wash you, you have no part with me.”** Peter had to learn to accept this from Jesus as we all need to receive the humble service of Jesus to cleanse us, or we have no part with Him.

This is the Peter who preached the good news of the kingdom and cast out devils in Jesus’ name, saw Jesus transfigured in His glory together with Moses and Elijah, walked on water with Jesus... ALL THESE, and still needed his feet washed by Jesus, as how we all need our lives and hearts washed by the blood of Jesus.

This foot washing was a powerful lesson in humility but it was more than that. It also shows that Jesus has no fellowship, no deep connection with those who have not been cleansed by Him.

### VERSES 12-17

After Jesus had finished washing all of his disciples’ feet, he addressed them and implored them to follow his example to do the same to each other as how he had done for them. The idea was not the act about washing feet, but to love enough to be willing to serve each other.

These disciples all loved Jesus, but they sometimes competed against each other to be Jesus’ favourite and to sit at the right hand of Jesus (Mark 10:27). Jesus wanted them to love each other completely as how he had loved each of them and to serve one another.

Jesus hopes that the disciples will learn to wash each others’ feet as in to encourage each other to go forward in following after Jesus and His way. To wash each other’s feet is also to wash away the grime of the world and the dust of defeat and discouragement.

We are to serve, minister to each other and help to wash one another’s feet.

- As Charles Spurgeon once said, “In the world they criticize: this is the business of the public press, and it is very much the business of private circles. Hear how gossips say, ‘Do you see that spot? What a terrible walk that man must have had this morning: look at his feet! He has been very much in the mire you can see, for there are the traces upon him.’ That is the world’s way. Christ’s way is very different. He says nothing, but takes the basin and begins to wash away the stain. Do not judge and condemn, but seek the restoration and the improvement of the erring.”



### CHECK YOUR HEART'S TEMPERATURE!

### How to preach with conviction

The idea behind **Others First** is truly one that is of Love as Jesus has exemplified through His life and His teachings. He was willing to even stoop down to the lowest servant’s job (washing feet) in order to show his love for his disciples. Ultimately, he even took on death on the cross that places our salvation and being with God before himself.

- Just as we are about to minister to the children through the Word, make an effort to first be ministered by God and His Word yourself. :) We cannot give what we do not have, clothes can be dry-cleaned but not the feet of others. No amount of creative idea can replace a Word you received from God. Think of how God's love came forth for you, that while you were still sinners, Christ died for you. (Romans 5:8). Reflect and remember that you are saved and you are placed in this position of salvation and influence because Jesus had put you first.
- Perhaps our response is like that of Peter, that initially so uncomfortable at Jesus' washing our feet that we wanted to weed out of it. But if we want to be connected to Jesus, we have to receive His cleansing and this happens for us on a daily basis as we connect to Him. Don't get so comfortable with the grime and mud that you forget to connect to Him though the cleansing by the Word of God and prayer :)

## HUDDLE GUIDE

For teacher's reference and execution during Huddle Time

**Welcome - huddle leaders/ volunteers to welcome ALL and especially NEW kids**

*Address each of them by name and affirm how their presence is important and valuable! Get other children to say hello to each other and especially to new kids! :)*

1. Gather children to the mat in a circle, hold hands.
2. "Are you ready, HopeKids?"
3. Sing in the tune of [ *Twinkle Twinkle Little Star (fast)* ]:  
 → Are you ready for Huddle Time?  
 HopeKids, let's now turn one round (move in circle)  
 Let's all shake off our tiredness (shake)  
 Shake off all of our silliness (shake)  
 Are you ready for Huddle Time?  
 Everyone let's sit down now !!
4. Remind kids of Huddle Time Rules: **BEST Rules + No talking when someone else is talking!**

**IF THERE ARE NEW FRIENDS:** It seems that there are new friends in our midst!

In HopeKids, we value each and every friend we meet!!

Let's go around and introduce your name to our new friends and give one another a hi-five.

→ **If time permits:** go one round to share each and everyone's names to our new friends and give a hi-five/fist-bump/teach a secret handshake!

→ **If no time:** Ask the new friend for his/her name and everyone says hello!

### Huddle Activity 1 - Recap and Link (15 mins)

*(ensure kids understand and able to apply what preacher preached in small group setting)*



Week 2 - [Jesus Washed His Disciples Feet Story Cards](#)



- Heyyyyyy HopeKids! How many of you had a good time with your family at Chinese New Year?
- Wow, that's so awesome to hear, so what was your favourite part of Chinese New Year? Do you remember? Let's go one round to share!  
→ Teachers may want to share their own to start the ball rolling  
→ Teachers can also give options if kids seem to find it tough to share:
  - Eating snacks like pineapple tarts
  - Getting Ang Pao from relatives
  - Wearing new clothes and taking photo with family
  - Eating reunion dinner together










- Wow great sharing everybody! How many of you remembered to love Others and think of **Others First** this chinese new year?
- Yea, remember we are in this **Others First** series? And we learnt to **Love Others As you Love Yourself**! Alright, repeat after me, HopeKids!
- **Love** (both hands form a heart) **Others** (hand stretched out) **As You Love Yourself** (both hands on chest) as how Jesus would have done
- How many of you **Loved Others** this past chinese new year? How did you **Love Others**, can you share with us? → Get kids to share

- Yes and the one who was best able to **Love Others As He Love Himself** was Jesus. When Jesus was still on earth, one of the most important things he commanded was to **Love Others As you Love Yourself**.
- And you can **Love Others by Serving Them**, which is also what Jesus did when he was still on earth.



- During one of the festivals in Bible time, Jesus and his disciples also had a reunion dinner with his disciples. Just like how we had a reunion dinner with our families.
- At this point of time, Jesus knew that it was his last time that he can sit down and eat with them. Jesus knew, soon he will be taken away to the cross to die.
- How does Jesus know? I don't know how did Jesus know, but he is from God and God knows everything, so Jesus just knows.
- Since it was the last time that Jesus will be with them, Jesus was going to show his love for his disciples one last time. By serving


	<p>them. He decided to <b>love his disciples by serving them</b>.</p>
	<ul style="list-style-type: none"> <li>• So Jesus got up from the table, took out his outer garment, and tied a towel around his waist.</li> <li>• Then, do you remember what did he take next? → A basin and a jug of water that he poured into the basin.</li> <li>• What did he do? → Wash the disciples feet.</li> </ul>
 <hr/>    	<ul style="list-style-type: none"> <li>• Yes, he washed the disciples feet, one disciple at a time *paste other disciples one by one* and one foot at a time. He <b>Loved by Serving Them</b>.</li> </ul> <hr/> <ul style="list-style-type: none"> <li>• You know what Jesus did as he <b>Loved by Serving</b> his disciples was an amazing thing because he was their teacher, their leader. And Jesus is our King. It's as though the president was washing our feet. Can you imagine that?</li> <li>• What Jesus did as he <b>Loved by Serving</b> was what only servants will do.</li> <li>• In fact, we must remember that people in bible times did not have covered shoes to wear, did not have clean roads to walk on so their feet are really, really, very, very gross and dirty.</li> <li>• But Jesus was not scared of dirty feet. He loves his disciples so much, he chose to <b>Love by Serving Them</b> in the action of washing their feet for them.</li> </ul>
	<ul style="list-style-type: none"> <li>• Later on, after he was done washing, he told them "You should do as I've done for you"</li> <li>• As how Jesus had <b>Loved by Serving Them</b>, Jesus told them and wanted them to do the same to others: To <b>Love Others by Serving Them!</b></li> <li>• Let's repeat with actions: <b>Love</b> (hands making a heart) <b>Others</b> (hands stretched out to others) <b>by Serving</b> (place one hand in front of the other and repeat) <b>Them!</b></li> </ul>
	<ul style="list-style-type: none"> <li>• So how can you serve others? → At dinner time you can help with taking the fork and spoon and putting it at the table. → Help to wipe the dinner table before and after dinner → Help to clear away things after meals → You can serve by getting a drink for your parents when they just</li> </ul>

	<p>come home from work → Or getting a drink for your relatives when they come over to visit</p> <ul style="list-style-type: none"> <li>You might not always get it right, but you won't learn unless you try. Alright? Shall we pray together?</li> </ul> <p><b>Pray - 1 min (not too long, keep it short for younger kids - 2 sentences!)</b> Dear Jesus, Thank you for loving me, And putting me first. Thank you Jesus, for showing that it means, To love others by serving them. Teach me to do the same, as I grow up and follow you more. In Jesus' name, Amen!</p>
<p><b>NEW ADDITION!</b> You know kids, another way we can <b>Love Others</b> is really by praying for those who are affected by the coronavirus sickness. We may not be able to serve them, but we can love them by praying for them!</p> <p>Pray for</p> <ul style="list-style-type: none"> <li>Virus to not spread further</li> <li>People infected by the virus to be healed and get well</li> <li>People whose lives are affected by the virus</li> <li>Doctors and Nurses, those who work in clinics and hospitals who may get exposed to the virus but courageously do their job to take care of the sick</li> <li>Government people to lead wisely</li> <li>Christians to rise up and shine for God with their faith and deeds</li> <li>The gospel to be spread</li> </ul> <p>Amen, let's trust God, and remember He is powerful enough and in control. He will take care of us all!</p>	

**Huddle Activity 2 - 10 mins***(Activity/craft time)***Activity: Big Point + Application :)**

So HopeKids, we can **Love Others by Serving Them!** Alright, repeat after me, HopeKids!

- I will** (both hands point to self) **Love** (both hands form a heart) **Others** (hand stretched out) **by Serving** (place one hand in front of the other and repeat) **Them!**
- This is as how Jesus told us to **Love** (both hands form a heart) **Others** (hand stretched out) **As You Love Yourself** (both hands on chest) in Mark 12:31a



When you get the piece of paper, you are going to first write your name! And after that, you will trace what we learnt today: **Love Others By Serving Them!**

Next, you are going to choose one way that you are going to serve your parents at home.

→ \*Teachers show the last page of story cards and allow them to choose \*

Alright, so now, you are going to draw yourself doing the thing that you choose at the space provided behind. :) You are going to remind yourself, to do that in at home!

\*Reinforce by giving examples using real names in your LG: E.g. Lucas can love by serving by wiping clean the table after dinner! Daniel can help to put up the fork and spoon before dinner! Esther can help to clear away the plates after dinner...

Remember, we **Love Others By Serving Them!** (say with actions) After that, you may colour it!

### Pack Up - 3 mins

#### AFTER SESSION - Huddle Leaders To ensure:

1. Stationery is still available
  - a. Glue sticks/double sided tape
  - b. Colour pencils are sharpened
  - c. Sharpeners and scissors in working condition
  - d. Markers and pen have ink and still working
2. Pack all extra materials neatly to be returned
3. Gather all printouts to be returned
4. Keep all Huddle Materials and place things to be returned in respective box that is labeled "To be Returned"
5. Return all boxes to respective storage areas