


# What is Clever and How to Use It at Home for Parents/Guardians

Clever is an easy way for students to access all of their learning applications used at school using Google Single Sign-On (SSO). Students only have to log in once to the Clever Portal to access all of their online programs. No more remembering dozens of usernames and passwords.

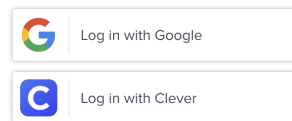
## WHAT IS THE CLEVER PORTAL?

The Clever Portal is where students can access all of their learning applications. Here is an example of a student's Clever Portal: ----->



East Hanover Twp School Dist

[Not your district?](#)



Having trouble?

Contact [edtech@easthanoverschools.org](mailto:edtech@easthanoverschools.org)

Or [get help logging in](#)

Clever



Clever Badge log in

District admin log in

## LOGGING IN WITH GOOGLE:

1. Have your child log into his/her EHTSD Google account.
2. Go to <https://clever.com/in/ehs>
3. Click "Log in with Google"

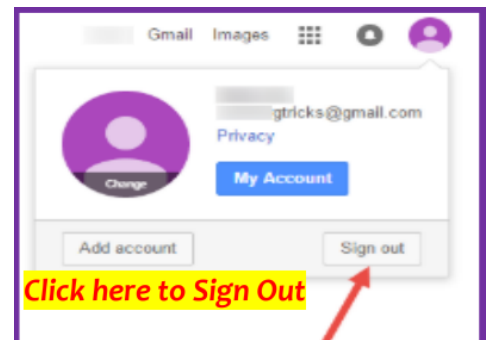
(Student Google accounts are the year they graduate 8th grade, followed by first initial and last name.

For example, [24jsmith@easthanoverschools.org](mailto:24jsmith@easthanoverschools.org). Passwords for K-2 students are frogs123 )

## MULTIPLE STUDENTS/SAME HOUSEHOLD:

To ensure that your child's user session has ended before logging the other in, please follow these steps in Chrome.

1. Log out of Clever: From the Clever Portal, click on the student's name (top right corner) and click "Log out."
2. Log out of Google: Open Chrome, click on profile image, click "Sign Out."



Some Programs Available on Clever:

iReady (K-8)

Big Ideas Math Textbook (K-8)

... much more!

TCI Social Studies Textbook (K-5)

BrainPop and Brainpop Jr (K-8)