



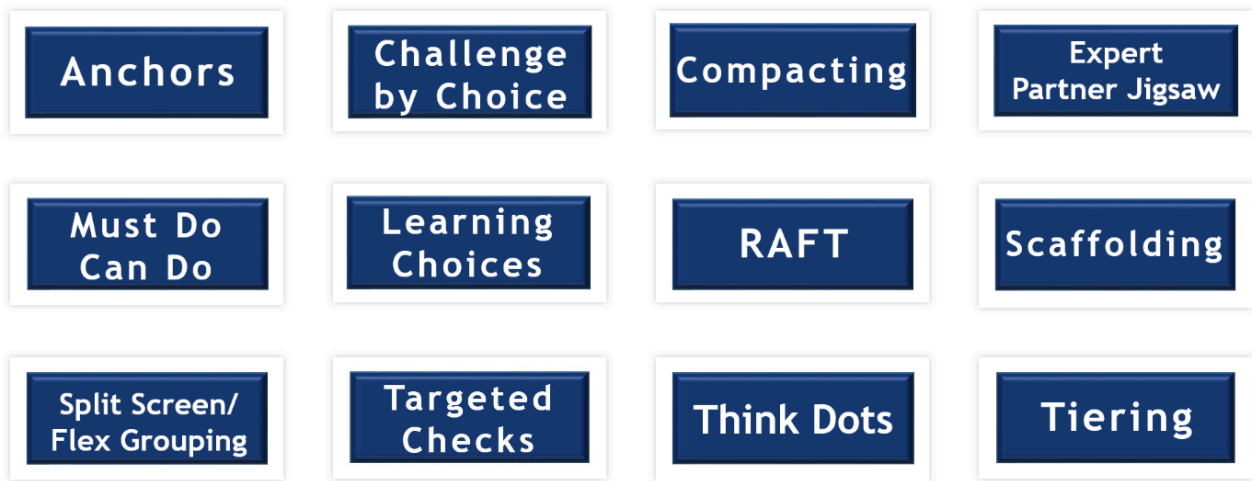
TLS Differentiated Instruction Strategy Toolkit Navigation & Suggested Uses

This resource provides an overview of the content in the TLS Toolkit and provides suggestions on ways to best utilize its resources.

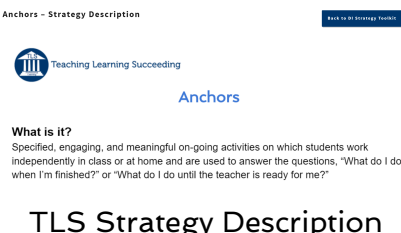
Below is the Toolkit Landing Page & an explanation of each feature.

TLS Differentiated Instruction Strategy Toolkit

Your pathway to Assessment Driven, Responsive, EngagingSM Instruction, because Differentiated Instruction is Equity in action every day.







For each strategy in the toolbox, the following resources are included.

Icon/Resource	Descriptions	Suggested Uses
 <p>Icon/Resource: Screenshot of the TLS Strategy Description page for Anchors.</p>	<p>Descriptions: This page includes an overview, critical attributes and tips for successfully implementing the strategy into instruction.</p>	<p>Suggested Uses: -Help teachers to know and focus on the critical attributes, uses and practices -Share as a suggestion for effective strategies with teachers in pre/post observations -Use to increase consistency in vocabulary across the district</p>




<p>TLS Expert Split Screen Tips</p>  <p>Expert Video Tips for the Strategy</p>	<p>A TLS Facilitator provides key insights into the strategy, and offers useful tips on how to start. These entry points for teachers help them to see that DI can be meaningful, valuable and doable.</p>	<ul style="list-style-type: none"> -This is a great place for teachers to start because it provides concrete examples -Teachers can use this as a way to determine if this strategy fits their style, students and content
 <p>TLS Strategy Look Fors and Listen Fors</p>	<p>This tool provides teachers and administrators clear, guiding questions to support planning prior to a lesson and concrete indicators of evidence to see and hear during the lesson.</p>	<ul style="list-style-type: none"> -Support teachers and administrators in discussing, planning and preparation of a DI lesson -Use during an observation to collect evidence of effective implementation of the strategy -Support in guiding post-observation conversations
 <p>TLS Videos: Teachers Talk To Pete</p>	<p>Teachers describe the way they've incorporated the strategy into their instruction. They share their planning, execution and reflection of the strategy by talking to Pete. There are elementary and secondary examples.</p>	<ul style="list-style-type: none"> -Share as an example with teachers for pre/post observations -Show to teachers and administrators during professional learning meetings & faculty meetings -Provide as opportunities for teachers in PLN teams or on their own to hear other teacher's stories
 <p>TLS DI Lesson Library</p>	<p>Teacher-made lesson plans and content materials for elementary and secondary levels incorporating the strategy.</p>	<ul style="list-style-type: none"> -Share as examples with teachers in pre/post observations -Use as a tool to help teachers and administrators identify the A R E and Four Pillar Frameworks -Provide as opportunities for teachers in PLN teams or on their own to read other teacher's plans and descriptions




 <p>TLS Management Procedures & Expectations</p>	<p>PowerPoint slide presentations that teachers can use to support managing a DI classroom. This includes the expectations and procedures that should be established to effectively incorporate the strategy.</p>	<ul style="list-style-type: none"> -Download the PowerPoints from the Padlet.com resource linked on the page to use in teacher classrooms -Share with teachers who need support in managing a DI classroom -Help in surmounting one of the biggest barriers to DI: Management
 <p>TLS DI Planning Guide</p>	<p>This document provides support in planning effective differentiated lesson by inviting teachers to think through the two TLS DI Frameworks: Four Pillars of DI and A R E. It provides guiding questions and suggestions for planning a DI lesson.</p>	<ul style="list-style-type: none"> -Use with teachers in a pre-observation meeting to support planning -Share with teachers to use as a concrete planning tool for DI lessons -Use by teachers to plan DI lessons
 <p>Danielson Framework Connected to the Four Pillars</p>	<p>This document serves as a crosswalk between the Danielson Framework and The TLS Framework: The Four Pillars of DI. It outlines descriptors for proficient and distinguished examples of DI in instruction and provides sample “glows and grows” for each domain.</p>	<ul style="list-style-type: none"> -Provide a list of critical DI Danielson components to focus on when preparing for an observation -Share with teachers and administrators to highlight connections between the Danielson Framework and The Four Pillars. -Use as a way to provide specific examples of distinguished vs. proficient teaching and gain specific examples of “glows and grows” for feedback.
<p>Other Navigation Tips</p>		
<p>Button</p>	<p>Description</p>	
 <p>Back Button to Toolkit</p>	<p>Once you’ve selected a strategy, use this button at the top right hand corner of your screen to return to the main page of strategies.</p>	




 <p>Back Button to Strategy</p>	<p>Once you've selected a resource in a strategy, use this button at the top right hand corner of your screen to return to the main page of that strategy.</p>


Scroll down below the Toolkit to see these links.




Navigating the DI Toolkit






DI Online Examples




Management Padlet



Active Engagement

Resource	Description	Suggested Uses
 <p>Navigating the DI Toolkit</p>	<p>This button links to a page that provides navigational tools for using the Toolkit as well a scavenger hunt activity.</p>	<ul style="list-style-type: none"> - Provide navigation resources to teachers when introducing the toolkit -Provide opportunity for teachers to complete the scavenger hunt
 <p>DI Online Binder</p>	<p>This button links to the online binder with resources for the Four Pillars of Differentiation as well as sample DI lessons.</p>	<ul style="list-style-type: none"> -Access to PDF resources for the Four Pillars of Differentiation as well as sample DI lessons
 <p>Management Padlet</p>	<p>This button links to the management resources that support setting up a culture for Differentiated Instruction as well as ready to use teacher instructional resources.</p>	<ul style="list-style-type: none"> -Download the PowerPoints and other resources linked on the page to use in teacher classrooms -Share with teachers who need support in managing a



		DI classroom -Help in surmounting one of the biggest barriers to DI: Management
 Active Engagement TLS Active Engagement Strategies	This button links to 35+ Active Engagement strategies that are often a precursor to the use of DI.	-Download the document and make a plan to use one new strategy every week or two. -Keep in mind that new strategies need to be used 3-5 times to get in your personal toolbox to stay.