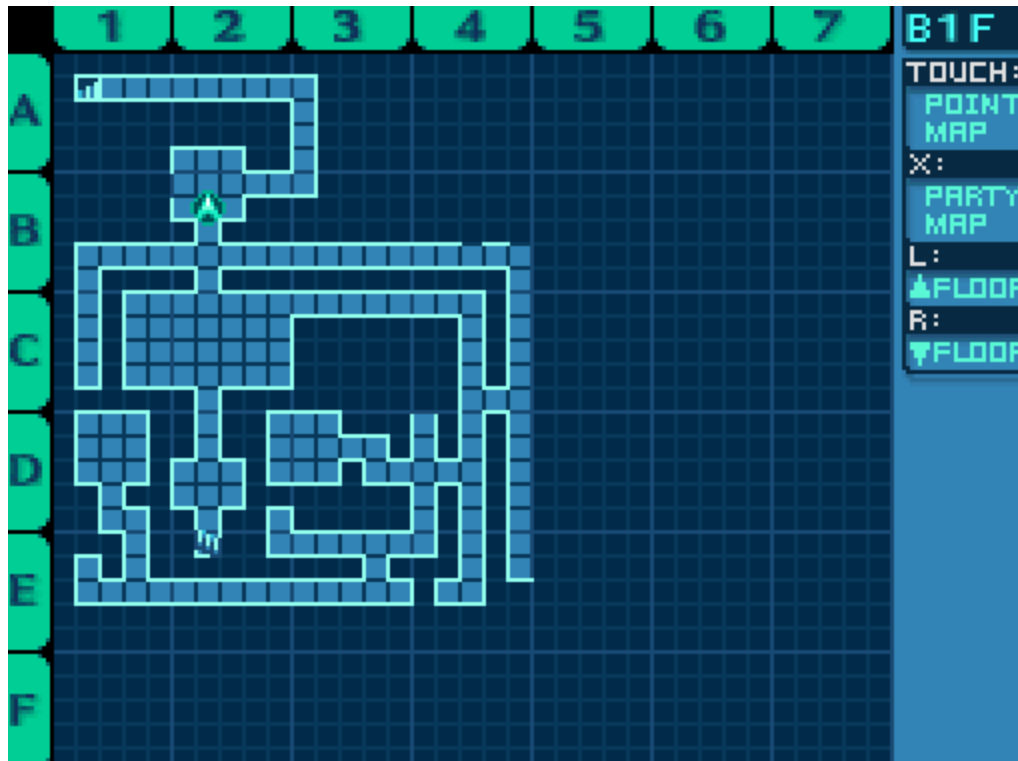




Start game at 12:00:15 (12:00:13~ on console) 🧙

Learn how to draw shit like this:



Register L(Landsknecht), T(Bard), M(Medic), S(Survivalist), B(Alchemist), P(Alchemist)

Register C & T (Survivalist) 9 times

Party t,m,s,b,p

Take Quest @ Radha

First Floor: Walk to the guard to be able to walk in a circle around while wasting steps for no damage and open up the shortcut while drawing the map, walk back to guard and complete the map mission.

Encounters: Run away like a baby.

Complete quest @ radha,

Talk to item shop, buy 1x bow, 5 x agi boots, 2x Hide Belt, 2 Warp Wire, 1 Ward Chime

Equip boots & Bow & Belts and skill:

1 TP Up 1 Songs 1 Bravery

1 Healer 2 Cure,

1 Agi 1 Tricky 1 Speed

2 Fire Up 1 Fire,

1 Toxin 2 Poison

Go back in

Run like baby to ragelope and kill it

Ragelope:

Turn 1: M Up

Attack, Run, Attack, Attack, Attack

Get back in battle

Turn 1: T Down2, S B P Down2

Bravery, Attack, Trick, Fire, Poison

Turn 2: S Up

Bravery, Attack, Speed, Fire, Poison

Turn 3: T Up2, S Down, B P Up2

Attack, Attack, Trickery, Attack, Attack

Turn 4: Hold A

Attack, Attack, Trickery, Attack, Attack

Turn 5: T Down2, S Up2, B P Down2

Bravery, Attack, Attack, Fire, Poison

Turn 6: T Up2, P Up2

Attack, Attack, Attack, Fire, Attack

Skill Level up: TP Up, Healer, Trickery, Fire Up, Poison

Walk Further and get into encounter, run away and M will take some damage

Walk into ragelope and First Strike it

Ragelope II:

Turn 1: Down2, Down, Down2 x3

Bravery, Defend, Trickery, Fire, Poison

Turn 2: Up2, Down > , Up, A, Up2

Attack, Cure M, Defend, Fire, Attack

Turn 3: Down, Up, A, Up, Down

Defend, Defend, Defend, Defend, Defend

Turn 4: All Up

Attack, Attack, Attack, Attack, Attack

Go FULL YOLO ahead

use Runaway Strats~

3rd floor Avoid FOE and get radha blocked and Warp Wire out

Don't forget to use the skill points to level up TP Up, Cure, Quicken, Fire Up, Poison
Go to guild, get farm party, Accept Radha mission, skill them and go farming 30 times,
get back t,m,s,b,p party, sell useless stuff, buy Ward Chime, Stay at the inn
Run like baby's till ragelope

Ragelope III:

Turn 1: Down, Down, Down2, Down, Down2

Defend, Defend, Trickery, Defend, Poison

Turn 2: Up, Down Left, Up, Down, Up

Attack, Cure S, Defend, Fire, Defend

Turn 3: M Left, Up, Up2, Up

Attack, Cure M, Attack, Attack, Attack

Walk to Ren

After walking through the door, use Ward Chime

Switch party so S is in the back row

Bonk into Kuyutha

Kuyutha:

Turn 1: B P Down Skill

Attack, Attack, Attack, Fire, Poison

Turn 2: Down, Downx2 Down, Down, Up x2

Defend, Cure S, Defend, Defend, Defend

Turn 3: M Up

Defend, Defend, Defend, Defend, Defend

Switch party back to normal and skill TP Up, Salve, Quicken, Inferno, Poison
Walk to tlachtga and get a free heals~ Walk around the healing spot to the harvest spot
Harvesting 2 times, Defend + Inferno random encounter
Backwards walk into the healing spot this time for saving tiles

Walk up one floor, and walk into the first wolf

Wolf:

Turn 1: Down2, A, Down2, A, Down2

Bravery, Attack, Trickery, Attack, Poison

Turn 2: Up, Down, Up, Down, Up

Defend, Defend, Defend, Defend, Defend

Skill Stalker, Salve, 1st Turn, Inferno, Poison

swap belts to M and Cure M

Wolf 2:

Turn 1: Down, S Down2 Up, P Down2

Defend, Defend, First Turn P, Defend, Poison

Turn 2: S Up, P Up

Defend, Defend, Defend, Defend, Defend

swap belts to T, Salve

Wolf 3:

Turn 1: Down, P Down2

Defend, Defend, Defend, Defend, Poison

Turn 2: P Up

Defend, Defend, Defend, Defend, Defend

Use Salve, Cure S < DONT SKILL UP BEFORE THIS

Skill Up Stalker, Salve, Bows, Inferno, Poison

Wolf 4:

Turn 1: S Down, P Down2

Attack, Attack, Defend, Attack, Poison

Turn 2: Down, Down, A, Down, Up

Defend, Defend, Defend, Defend, Defend

Equip belt to P and M

Cure P

Wolf 5:

Turn 1: Down, Down, Down2, Down, Down2

Defend, Defend, Trickery, Defend, Poison

Turn 2: A, A, Up, A, Up

Defend, Defend, Defend, Defend, Defend

~~Get item from behind wolf 1 (Bravant) → Skip able and won't change RNG~~

Swap belt from P to M

Stalker after going down the stairs, back to tlachtga

Go back up and use stalker again after it runs out

Run away from encounter

~~Amrita → Skip able and won't change RNG~~

After going up stairs to 5F, use stalker

Wolf 6:

Turn 1: Down, Down, Down2 Up, Down, Down2

Defend, Defend, 1st Turn P, Defend, Poison

Turn 2: A, A, Up, A, Up

Defend, Defend, Defend, Defend, Defend

Skill Stalker, Immunize, Bows, Inferno, Poison

Salve

Walk to the gathering spot and get an encounter Warbull:

Attack, Attack, Defend, Attack, Poison

After gathering spot, Right Side = less encounter rate

Escape Strats~

Don't forget to pick up Blaze Oil from the chest

Cure M before the fenrir room

Skoll:

Turn 1: A, Down2, Down2, Down2, Down2

Attack, Immunize, Trickery, Fire, Poison

Turn 2: Down, Up, Up, Up, Up

Defend, Defend, Defend, Defend, Defend

Skip Fenrir

After going up the stairs, head back and go to Fenrir

Fenrir:

Turn 1: A, Down3, Down2, Down2, Down2

Attack, Blaze Oil M, Trickery, Fire, Poison

Turn 2: Down, Up2, Up, A Up, Up

Defend, Defend, Defend, Inferno, Defend

Turn 3: Up, Up, Up, A Up, Up

Attack, Attack, Attack, Fire, Attack

Turn 4: Hold A

Attack, Attack, Attack, Fire, Attack

Go back up the stairs and go back to town

Report Quest

Swap Farmers

Farm @ 2nd stratum using ward chime

Warp Wire Out

Swap to TMSLB

Sell stuff, Buy 4?xWarp Wire, 3xStar Charms, Equip L 2xBelt, B 2x Star, S Tweed + Star

Skill Up: Swords 3, Stalker, Immunize, Bows, Inferno

Sleep at Inn

Enter 1st stratum

Stalker before 1st shortcut

Run like baby to rapier and equip to T, kill ragelope

Ragelope:

Turn 1:

Bravery, Immunize, Trickery, Defend, Fire

Turn 2:

Attack, Attack, Attack, Attack, Fire

Turn 3:

Attack, Attack, Attack, Attack, Fire

Turn 4:

Attack, Attack, Attack, Attack, Fire

Turn 5:

Attack, Attack, Attack, Attack, Fire

1 step before door, Stalker, Salve

Grab Plume Hat and equip M

Warp Wire out

Rest at the inn

Attack, Attack, Attack, Attack, Inferno

Attack, Attack, First Turn B, Attack, Inferno

Get down staff, Equip to B

Warp Wire out

Rest at the inn with farmers 5 million times for fenrir respawn

Change Party SP > BL

Skill UP Poison?

Fenrir:

Turn 1:

Attack, Poison, Defend, Defend

Turn 2:

Trickery, Defend, Inferno, Defend

Turn 3:

Defend, Inferno, Attack

Turn 4:

Inferno, Defend

Go back out

Swap LTMSB as party

Swap weapons from T and L

Go to 2nd stratum

Don't forget to stalker

Walk to floor 7 with some pro dodging skills

Wasp encounter: Blazer First Turn Inferno

Stalker, Unlock shortcut and Walk up stairs

Warp Wire

Accept Radha Mission

Gels Encounter: Defend T and M, Escape

Fangleaf Encounter:

Attack, Trickery, Fire

Attack, Fire

Wasp + Fangleaf Encounter: Blazer, First Turn Inferno Attack

Reset DANGER at stairs

in1sto

Now route the rest you idiot



Skills in order of importance:

Landsknecht

Swords 7

TP Up 3

Blazer ~ Alternate with ATK Up

ATK Up ~ Alternate with Blazer

Troubadour:

Songs 1

Bravery 1

TP Up 5

Stalker 3

Return 1

Stalker 10

Songs LV3

Erasure 1 @ level 32

Battle Medigirl:

Healer 1

Cure 2

Healer 3

Cure 3

Salve 3

Immunize 10

Healer 5 ??

Cure II 3 ??

Salve II 1~ ??

Attack up 10

Caduceus 10 @ Level 37

Survivalist:

Agi 1

Trickery 3

Quicken 3

1st Turn 1

Bows 5

Multihit 1

Bows 10

Apollon 10 @ Level 38

Fire Alchemist:

Fire Up 5

Inferno 1 @ Level 4

TP Up 1

Inferno 10 @ Level 13

Fire Up 10 @18

TP Up ~

TP Regen ~ @ Level 38

Poison Alchemist:

Toxins 1


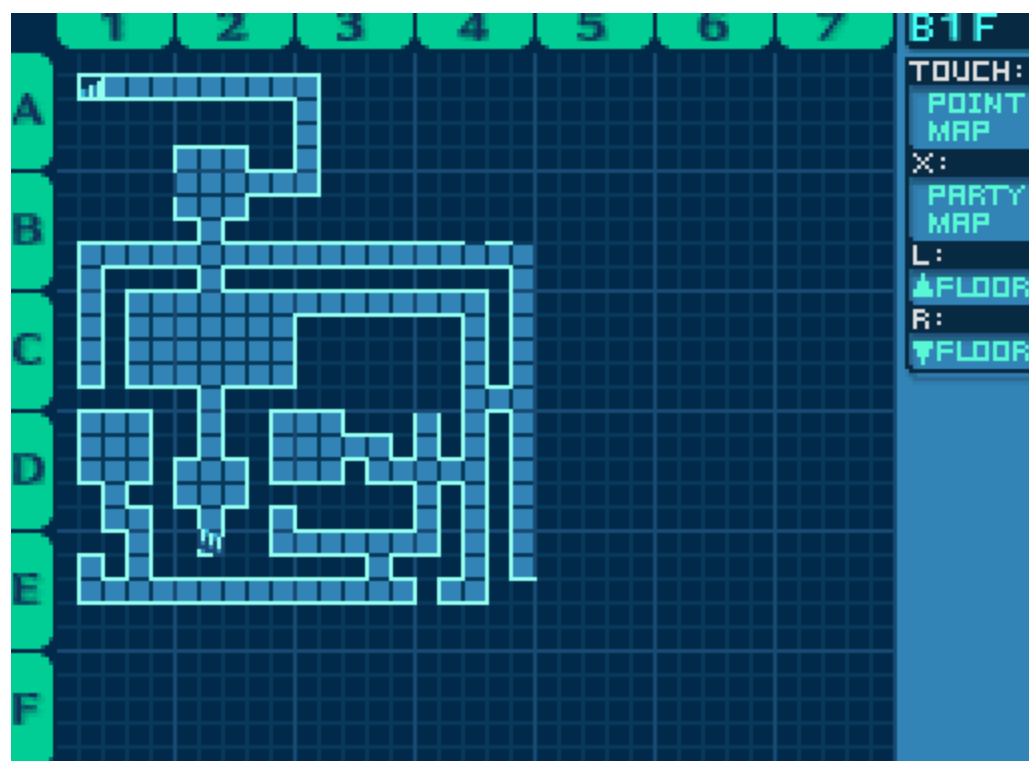
Poison 10 @ level 9

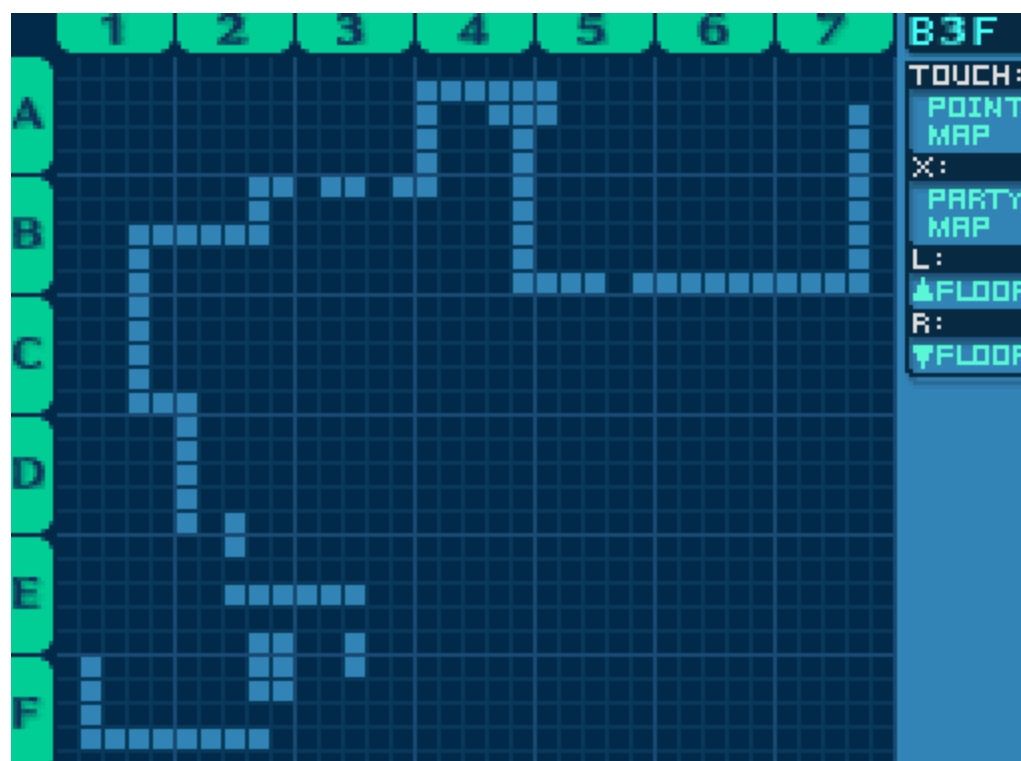
Bench after fenrir

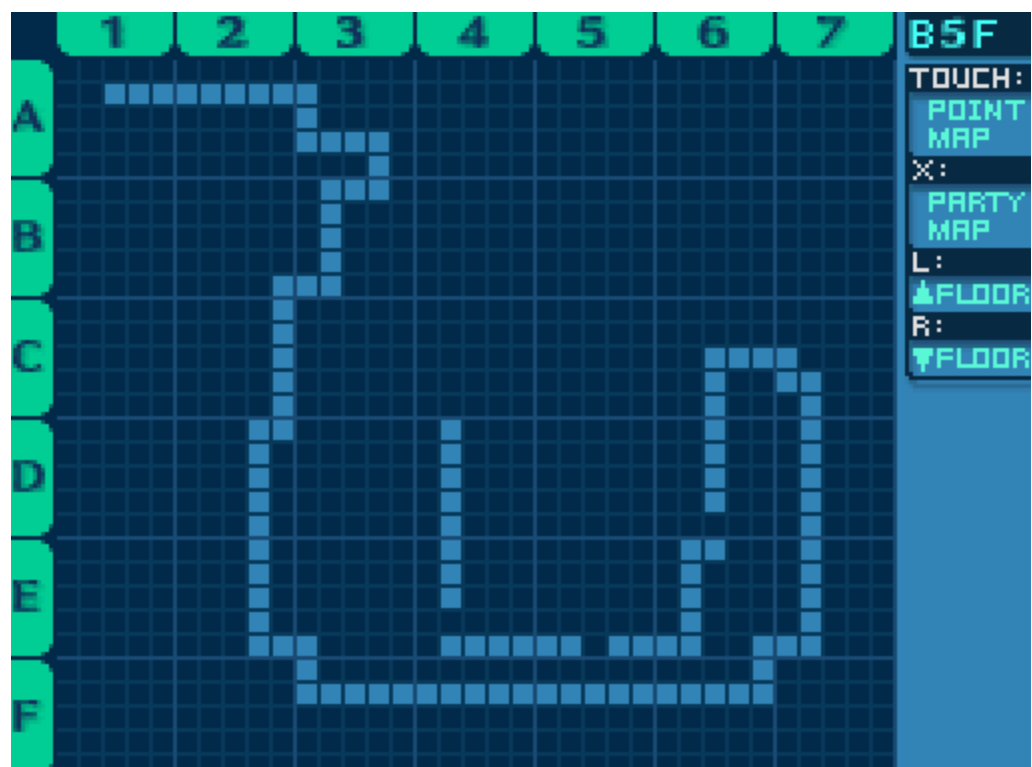
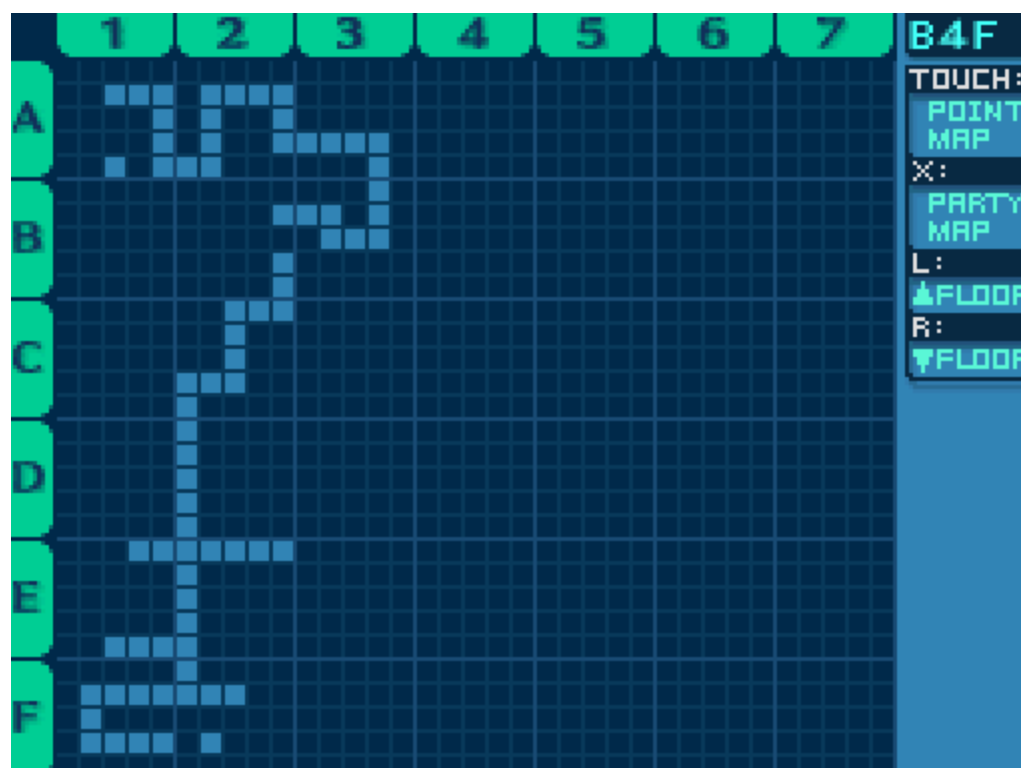
Farmer:

Farm Skills~


Maps:







Rosael_'s and Angry's Picture Corner:



tfw Rosael_ senpai does not like your picture of him









tfw storm starts playing



tfw he tells you he wont corrupt eo1 again



tfw he tells you you're his senpai



Sad Fred:



Glad Fred:



Give em some lead fred:



tfw you discover you're not his real senpai and he's just playing with your heart.














Medigirl~















































SkepticSimon



















HatHide.gif





