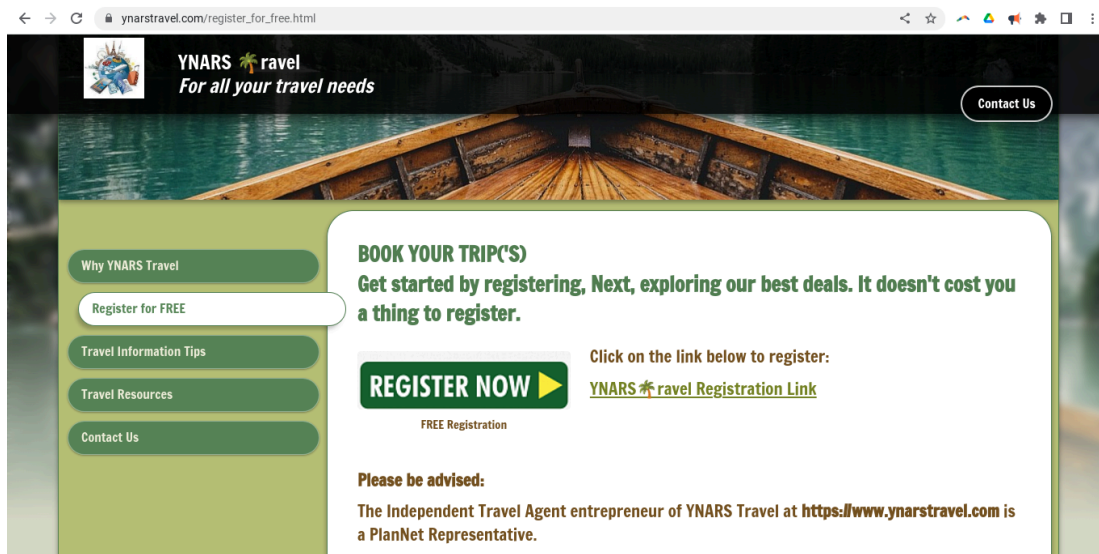


How to register at YNARS Travel Online and /or with PDF Form to email

From YNARS Travel menu bar [Register for Free](#) *For your convenience words in blue are clickable links.
*When facing your device looking at the screen the menu bar is on the left side. The background pictures on the site will change from time to time.

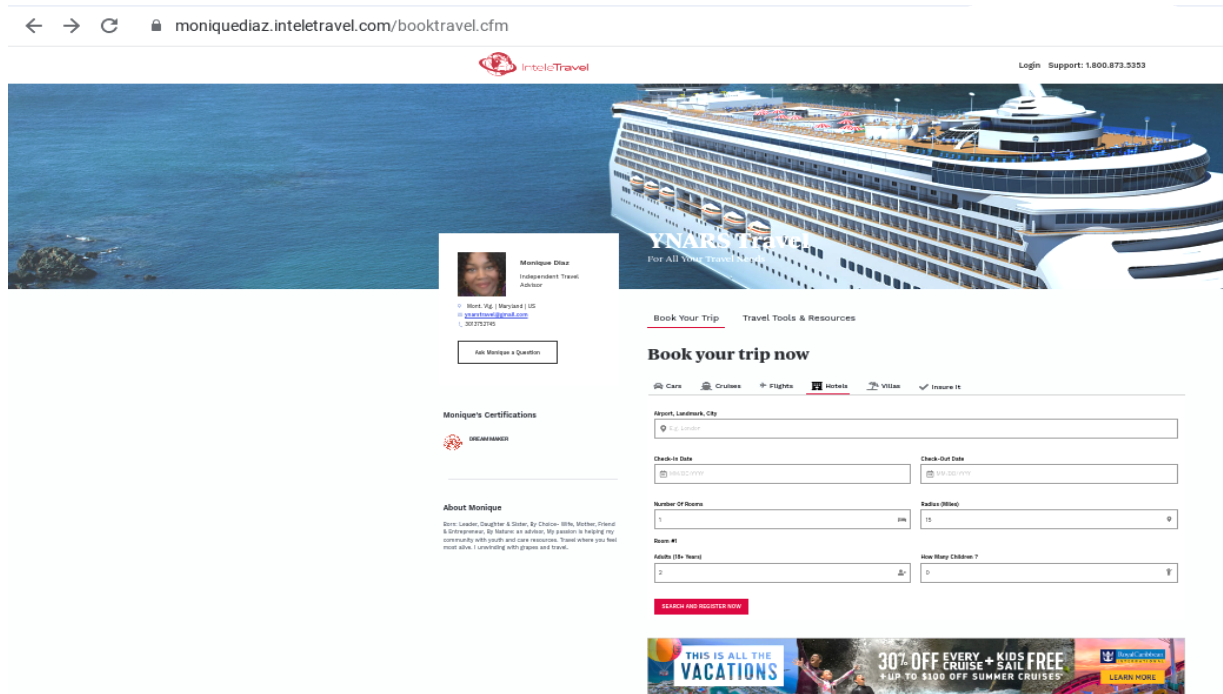
It looks like this:



When you click on **REGISTER NOW** on the site it takes you to this link: <https://moniquediaz.inteletravel.com/booktravel.cfm>

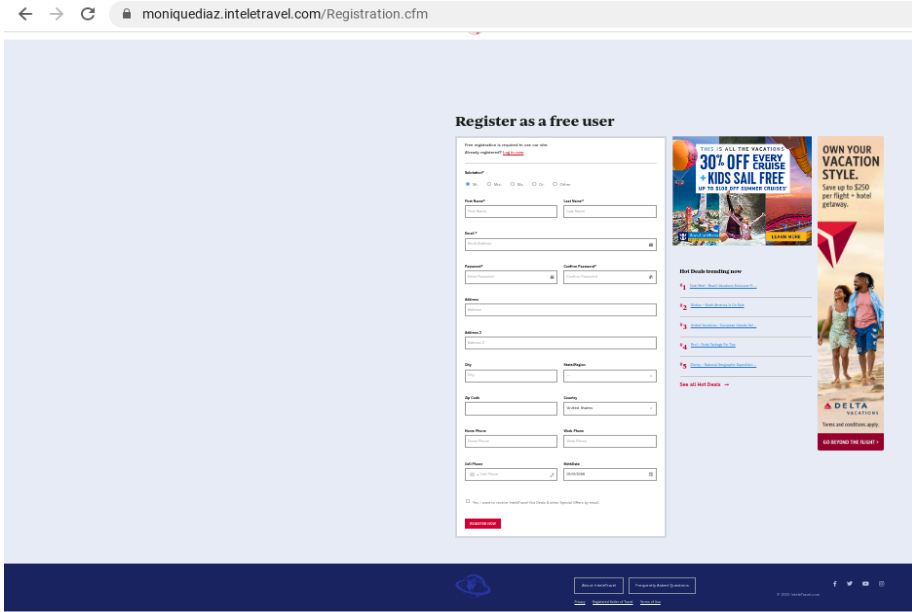
Here is where you start to put information about the trip you are interested in taking.

It looks like this: The **yellow** arrow is showing where you click on **SEARCH & REGISTER NOW** button on the site.



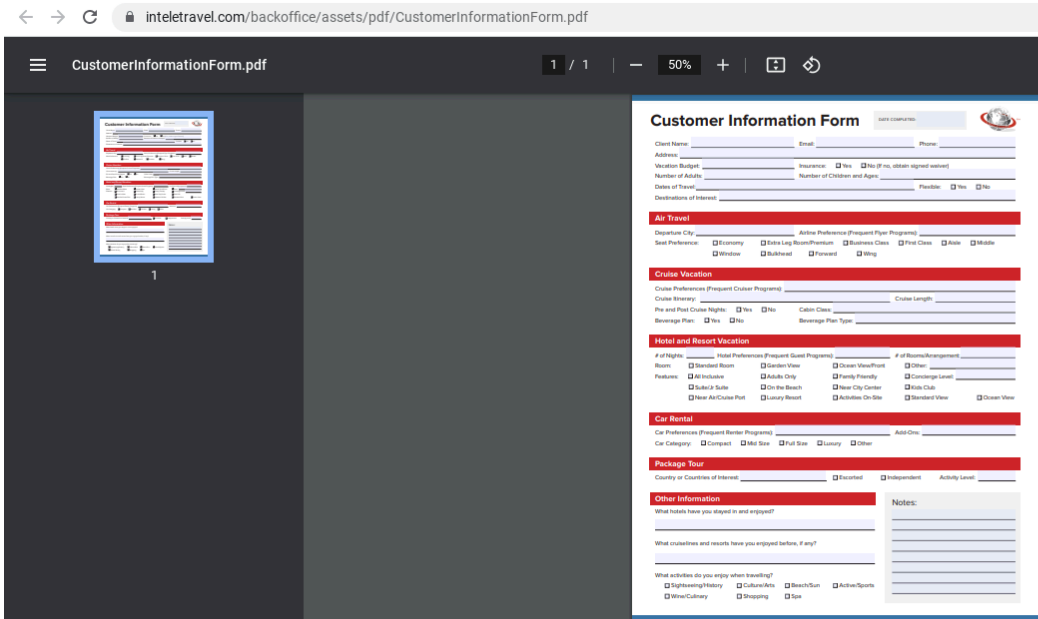
When you click on **SEARCH & REGISTER NOW** button. It takes you to the online link to register complete your Customer Information Form <https://moniquediaz.inteletravel.com/Registration.cfm>

It looks like this in on the site:



If you Did not see this information to fill out for whatever reason; no worries.

Click on the PDF **Customer Information Form** attached in this email. The form looks like this:

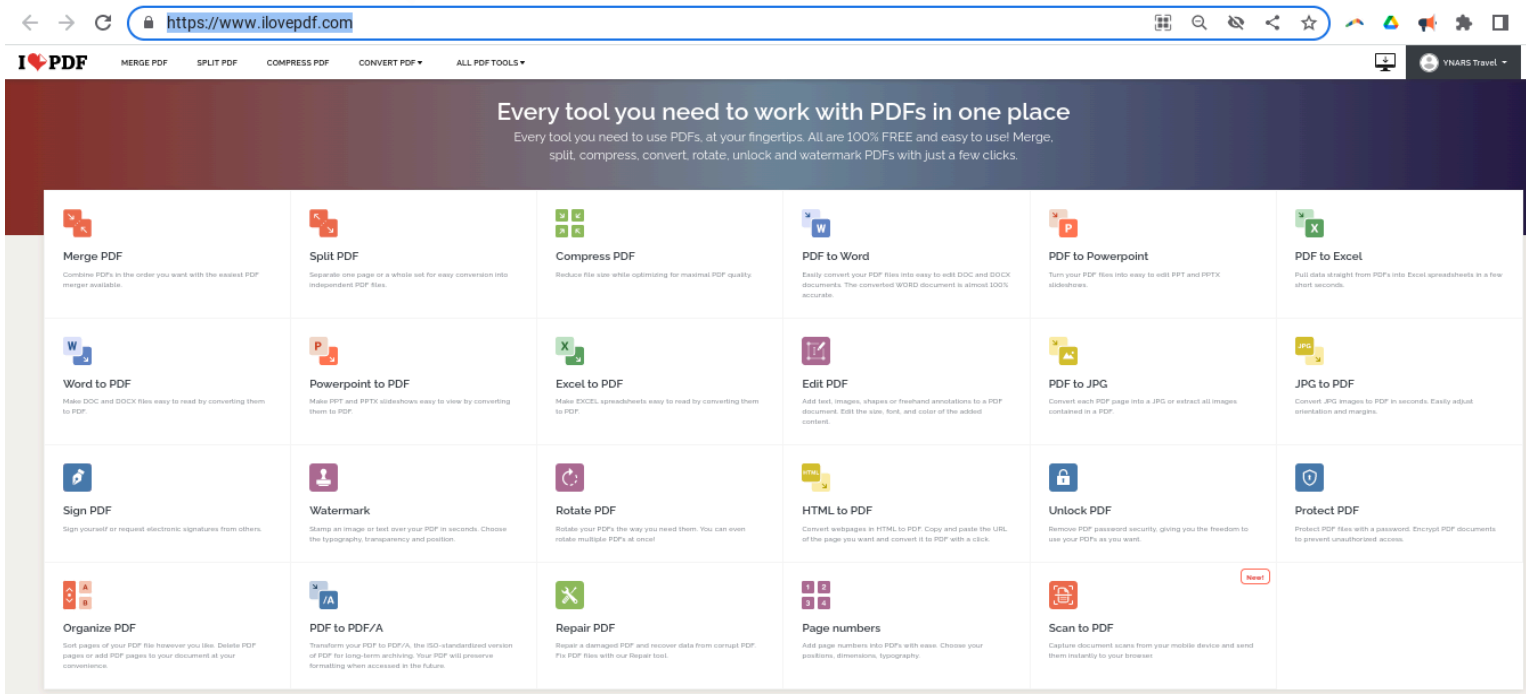


Complete your **Customer Information Form** using [ilovepdf.com](https://www.ilovepdf.com) online for free.

The I love pdf site looks like this: your **Customer Information Form** is in pdf format you want to use the features to write on the form.

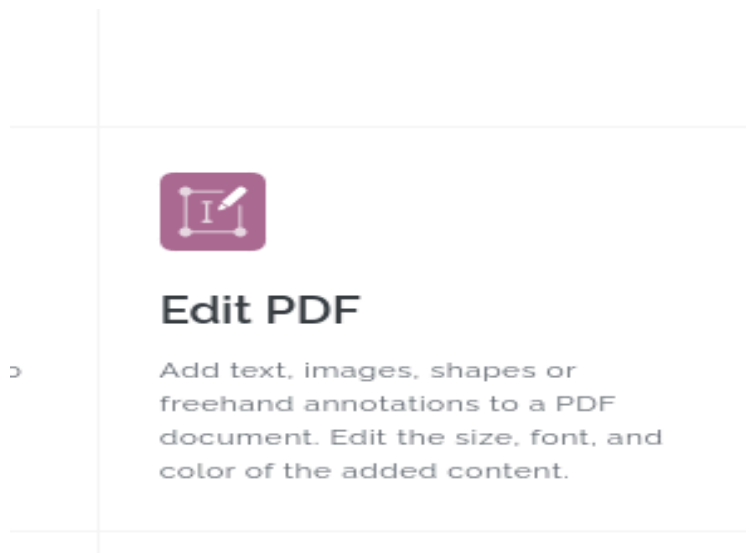



At the top of this site click on "ALL PDF TOOLS"



You click on at this site "Edit PDF" it looks like this:

*From her follow the instructions on the site to type on the form and download it with your information the last step is to email this form to ynarstravel@mail.com



If you encounter difficulties online trying to register at the site or downloading the PDF Form to register by email. You have another option to register. You can also make an appointment  : [Registration & / Or Booking Appointments](#)

What do I need to do to finalize my travel Plans with YNARS ravel?


Words in “blue” = Clickable Links for your convenience

Step #1: Documents / Forms Turn-in: We need you to download, read, complete and submit Documents / Forms to complete the process to have an YNARS Travel Advisor or ITA book your travel plans.

How many forms? Only (4) Easy Forms

Form #1: Download, read, complete and submit Customer Profile Form: [Customer Profile Form \(PDF\)](#)


Form #2: Download, read, complete and submit Insurance Form: [Insurance Waiver \(PDF\)](#)

(Travel Client **READ, complete, sign and submit his/her Insurance Option Form attached. A waiver section is available on the form. However; YNARS  ravel always encourages all travelers to purchase Travel Insurance and not to wave this option. THIS FORM MUST BE COMPLETED SIGNED & SUBMITTED TO COMPLETE THE TRAVEL REQUEST).**

Need Money To Travel? Click-on here: https://www.ynarstravel.com/travel_resources.html

Form #3: Download, read, complete and submit [Credit Card Authorization \(PDF\)](#)

Quoted prices are not guaranteed until the total purchase is issued.

Request payment information at:(301) 375-2745 with **YNARS  ravel** prior to processing CreditCard Authorization Form.

Step #4: Once the forms have been completed. Email to: ynarstravel@gmail.com

YNARS  ravel | Office 📞: 301.375.2745 | ✉️: ynarstravel@gmail.com | 🌐: ynarstravel.com

📅: [Registration & / Or Booking Appointments](#) | 🔥📄 Checkout & Share: **YNARS Travel Hot Deals Dec 2023 Jan 2024**

📅: [Book Hot Deals Appointments](#) | Words in “blue” = Clickable Links for your convenience

Please be advised: YNARS  ravel has partnered with PlanNet Marketing. PlanNet Marketing is a partner of IntelTravel. Monique Diaz is a PlanNet Marketing Representative, Independent Travel Advisor/ Agent, and a Travel Business Entrepreneur who has partnered and networking with a large variety of travel suppliers.