



Step UP Day 2025

<u>Ceramics I</u>	<u>Ceramics II</u>	<u>Sculpture</u>
AP Art & Design / <u>Advanced Drawing & Painting</u>		

2:03 PM	2:15 PM	:12	2 White -- 6(A) on schedule
2:15 PM	2:18 PM	:03	Passing to 4W
2:18 PM	2:30 PM	:12	4 White -- 7(A) on schedule
2:30 PM	2:33 PM	:03	Passing to 5W
2:33 PM	2:45 PM	:12	5 White -- 8(A) on schedule

Advisory		9:40	9:50	0:10
2B	C2	9:55	10:05	0:10
3B	Sculpture	10:10	10:20	0:10
4B		10:25	10:35	0:10
5B	C2	10:40	10:50	0:10
2W	AP	10:55	11:05	0:10
4W		11:10	11:20	0:10
5W	C1	11:25	11:35	0:10

AP Art & Design

	<p style="text-align: center;">Instruction towards:</p> <ul style="list-style-type: none"> • Sustained Investigation • Selected Works 	
---	---	---

➤ Introductions

- Name your favorite piece you've created
- What is one thing you hope to improve on in AP?
- [AP Art & Design Summer Assignment Slideshow](#)

“The AP Art and Design course framework presents an inquiry-based approach to learning about and making art and design. Students are expected to conduct an in-depth, sustained investigation of **materials**, **processes**, and **ideas**. The framework focuses on concepts and skills emphasized within college art and design foundations courses with the same intent: to help students become inquisitive, thoughtful artists and designers able to articulate information about their work. AP Art and Design students develop and apply skills of inquiry and investigation, practice, experimentation, revision, communication, and reflection.”

from the College Board Course Description

Final Outcomes:

AP 2-D Art and Design Portfolio	AP 3-D Art and Design Portfolio	AP Drawing Portfolio
Selected Works (digital work sent in to the College Board in May) (each piece will be described in writing, references ideas, materials, and processes)		
Five physical works or high-quality printed reproductions of physical works that each demonstrate synthesis of materials, processes, and ideas using 2-D art and design skills	10 digital images consisting of two views each of five works that demonstrate synthesis of materials, processes, and ideas using 3-D art and design skills	Five physical works or high-quality printed reproductions of physical works that each demonstrate synthesis of materials, processes, and ideas using drawing skills
Sustained Investigation (You will also be writing an explanation of your entire submitted body of work)		
15 digital images of works of art <i>and process documentation</i> that demonstrate sustained investigation through practice, experimentation, and revision	15 digital images of works of art <i>and process documentation</i> that demonstrate sustained investigation through practice, experimentation, and revision	15 digital images of works of art <i>and process documentation</i> that demonstrate sustained investigation through practice, experimentation, and revision

My Job:

I see myself as both a facilitator and a coach. I want to help you grow and develop as an artist. No matter what you can do on your own, you can additionally increase your skills by being given challenging tasks by me and by being gently pushed by me. I also will help you figure out how to navigate the whole AP Art & Design portfolio thing. I will give you honest feedback based on over 20 years of teaching experience.

Your Job:

You are the artist, learner, and peer reviewer. I expect you to want to grow and develop as an artist and be challenged--that's why you are here. This is not a class where you will *simply* "do your own thing"--although you will probably be going in a direction different from everyone else. This might involve more time than you are used to and some ego bruising if you do not take feedback as it is meant to be: which is helpful. (If you need me to be warm and fuzzy with my feedback on a particular day I understand--just let me know.) I will ask you to look critically at not only your own work, but that of your peers--you will need to be honest with yourself and you'll need honesty from your peers.

My Guarantee:

You will be asked and expected to work hard in this class. If you choose to do so, your art will improve and you will come out of this with many pieces for an art portfolio and potential college supplemental portfolio.

SUMMER WORK assignment (Slidedeck Version), 99 Concentration Topics (these could be used as mind map centers; not all are ideal, but you could get some good ideas from going through the list)	Student Online Portfolios (most recent) 18-19 AP Student Portfolios Link to YHS students' AP Concentration Portfolios Sample 2D Portfolios on the AP Central Site Sample Drawing Portfolios Sample 3D Portfolios
--	---

Class Details

1. Homework (Planning assignments, working on Sustained Investigation assignments, sb assignments, at least 1x/wk in sketchbook, art history, looking AT art for inspiration)
2. Class work: [Gallery of Work](#)
3. Communication: Landing Doc / [Class Website](#)/ whiteboard/ email
4. [Individual Online Portfolios](#): where you keep track of your work and inspiration

5. Grading (according to rubrics), criteria reviewed ahead of time, will try to gear toward the writing you'll need to submit by early May 2025
6. New York City!!: where we explore, learn, sketch, eat well, and have fun (in March, but never too early to start saving \$\$!)

Ceramics I:



➤ Introductions

Ceramics I is a class that focuses on reinforcing your hand-building skills. You'll balance nitty gritty clay skills with creating different forms, working with surfaces, and learning about glaze.

Class Details

1. [Landing Doc](#) / [Website](#) / Google Classroom / whiteboard / email: all forms which we use for communication.
2. Homework (sb assignments, 1x/wk, ceramics history, looking AT clay for inspiration) (we provide the sketchbook)
3. [Gallery of Student Work](#) / possible projects
4. Online Portfolio Expectations, example: [Keira's Portfolio](#)
5. Grading (according to rubrics, criteria broken down between your technical attention and your creative ideas; good attitude and effort = do well)

➤ **What is one thing you hope to make in Ceramics?**

Ceramics II:



- Introductions
- Name your favorite piece from Ceramics I

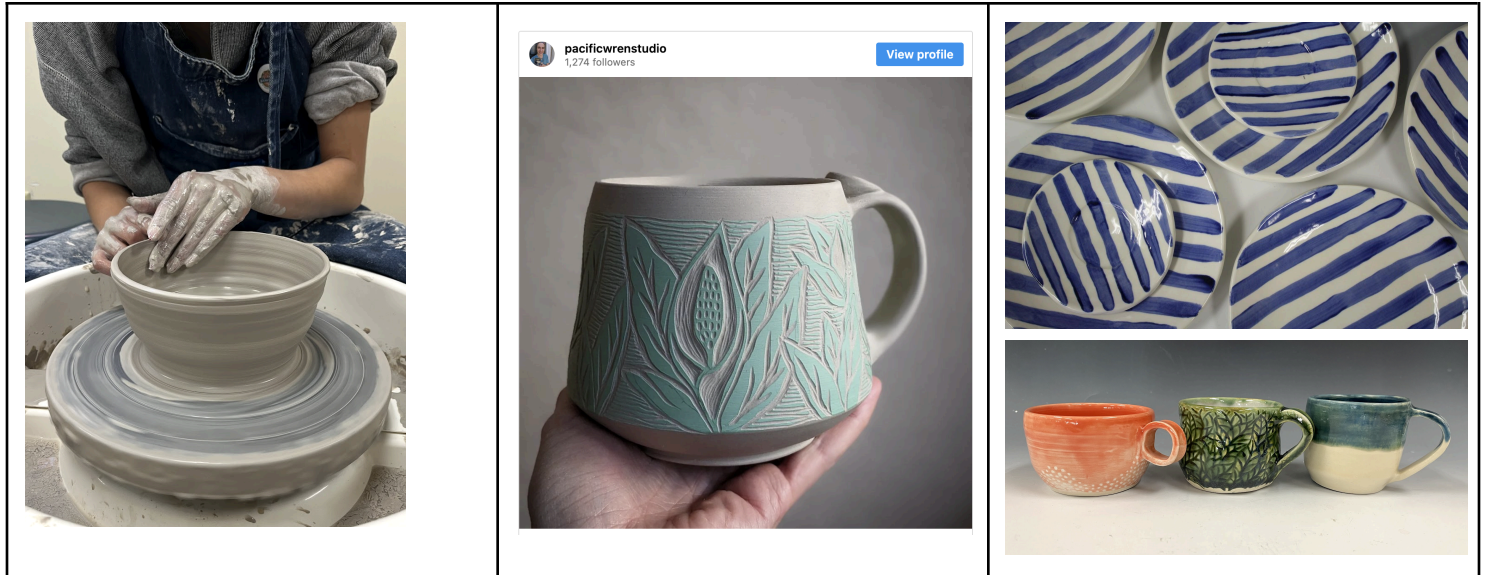
Ceramics II focuses on both refining your hand-building skills and teaching you to throw on the wheel. You'll be asked to create more challenging forms, as well as be exposed to more surface, glazing, and firing techniques, and be responsible for more studio care (such as wedging up recycled clay and more thorough cleaning)

Class Expectations

1. Communication: [Landing Doc](#) / [Website](#)/ Google Classroom / Whiteboard/ Email
2. Homework (1ish/3 classes): sb assignments: planning for projects, clay history, looking at ceramics, artists, and techniques for inspiration. Sketchbook provided.
3. [Class work examples](#)
4. Online Portfolio Expectations, example: [Annie](#)
5. Field trips - Hopefully! raku...
6. Grading (according to rubrics, criteria broken down between your technical attention, your creative ideas, and your reflections on work; good attitude, responsiveness to feedback, and effort= do well)

➤ What is something you hope to make or do in Ceramics II?

Advanced Ceramics III:



In **Advanced Ceramics III** there is a focus on Personal Style, Personal Importance, and Personal Meaning. While there are typical criteria / guidelines for projects, and teaching and learning of new techniques, students are encouraged and expected to take their personal research and ideas further. You'll continue to be asked to create more challenging forms, as well as be exposed to more surface, glazing, and firing techniques, and be responsible for more studio care (such as wedging up recycled clay and more thorough cleaning)

Class Details

1. [Class Landing Doc](#) / Google Classroom /whiteboard/ email: all forms which I use for communication.
2. Homework (sb assignments, 1x/wk: ideating, ceramics history, looking AT clay for inspiration, etc.)
3. [Gallery of Student Work](#): examples of past projects
4. Online Portfolios: a place to store your work and inspiration
5. Grading (according to rubrics, criteria listed; good attitude, effort, attention to details = do well)
6. Field trip: Local studios? We will try to do this!

Potential projects and techniques:

- Throwing mugs and pulling handles
- Hand-building or throwing teapots
- Throwing large bowls
- In-depth study of artist techniques
- Exploration of form combined with personal meaning

What sorts of things would you like to make?

Sculpture:



- Introductions
- Name your favorite piece from your last art class?

What IS sculpture class?

What projects we might do in **Sculpture** (look at some examples) [1314](#), [1415](#): anything that is not flat, essentially!! (additive and subtractive)

SUBJECT - FORM - TECHNIQUE

Class Expectations

1. homework (sb assignments, hands on, 1x/wk, sculpture history, looking AT sculpture for inspiration)
 - we provide the sketchbook
2. class work: fairly steep learning curve because a lot of it is new!!
3. [Landing Doc](#), [Class site](#)/ Google Classroom / whiteboard / email: all forms which we use for communication.
4. [Portfolio](#) (on-line) [Emma's site](#)

5. Grading (according to rubrics, criteria listed; good attitude and effort= do well)

What is something you think you'd like to work with or make in this class?

something lit: sculpture with light

stone

soap

clay

wax

pewter

hands

Andy Goldsworthy

Advanced Drawing & Painting:



Advanced Drawing & Painting is designed to improve and refine your skills while using a variety of 2D media.

Class Expectations

1. [Class Website/Landing Doc](#)/ Google Classroom /whiteboard/ email: all forms which I use for communication.
2. Class work: [Gallery of Work \(f19\)](#) [Gallery of Work \(f18\)](#) [Gallery of Work \(f17\)](#)([Gallery of Work\(1516\)](#) (more examples: [1213](#), [1314](#) [0910](#), [2015](#))

3. Homework (sb assignments, at least 1x/wk in sketchbook, art history, looking AT art for inspiration) (sketchbook provided)
4. Grading (according to rubrics, criteria listed; good attitude and effort = do well)
5. [Student Online Portfolios](#): a place to store your art and ideas
6. Field trips

[SUMMER WORK](#) assignment, [Summer Work \(f19\)](#) [Summer Work \(f17\)](#) [Summer Work examples\(1516\)](#)

Potential projects and media:

- Observational drawing with a variety of media
- Printmaking: etching, monotypes, relief prints
- Acrylic painting: acrylic mediums and liquid acrylic
- Pulled charcoal portraits
- Collage
- Pastel studies

Art Fundamentals ([Presentation](#))



- Introductions
- Why are you taking this course?
- Name the last thing you created...

Why AF before the other classes, my philosophy about art...

Class Expectations

1. Homework (sketchbook assignments)
 - a. you supply the pencil and effort
 - b. we provide the sketchbook
2. Class Communication: [Landing Doc](#) / [website](#) / Google Classroom / whiteboard / email
3. Class work--mostly hands on, sometimes on computer to better inform work (Examples: [Gallery](#))
4. Honors Challenge (Optional): extend your learning, explore more, etc.
5. Individual Online Portfolios: a way to organize your projects; See [Liv's portfolio](#)
6. Grading (according to [rubrics](#), criteria listed; good attitude and effort= do well)
7. Writing in all art classes—it is a national standard for art education

What is your favorite art making technique? (i.e., drawing, painting, etc) Write it on a stickie and put it on the door when you leave!

