






Module 1: Literacy Choice Board

How do cultural beliefs and values guide people?

Literacy activities to do each day:

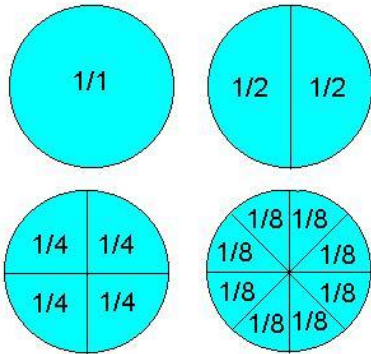





- Complete 20 minutes of iReady reading. *Your child can access this through the Clever app on their Chromebook.
- Read for 20-30 minutes. Consider reading and discussing a book with your child.
- Complete 1-2 of the activities from the choice board below.

<p>Explanatory Writing Prompts</p>	<p>Go to iReady</p> <p></p>	<p>Read Native Peoples and How the West Was Lost</p> <p></p>												
<p>Brain Pop</p> <p>Figurative Language Prepositional Phrases Punctuation Capitalization</p> <p>Use the username and password for your school:</p> <table><tr><th>School username</th><th>School password</th></tr><tr><td>eastwi</td><td>tbirds</td></tr><tr><td>willsonwi</td><td>tbirds</td></tr><tr><td>nfe</td><td>tbirds</td></tr><tr><td>albehrman</td><td>tbirds</td></tr><tr><td>wkc</td><td>tbirds</td></tr></table>	School username	School password	eastwi	tbirds	willsonwi	tbirds	nfe	tbirds	albehrman	tbirds	wkc	tbirds	<p>Wonderopolis</p> <p></p> <p>Click on the wonder of the day and answer one or more questions.</p>	<p>After reading Native Peoples and How the West Was Lost, write a paragraph answering this prompt:</p> <p>Pretend it is 1874. Should the U.S. government give land promised to Native Americans to homesteaders? Write a letter to President Grant voicing your opinion. Use information from the book to write your answer.</p>
School username	School password													
eastwi	tbirds													
willsonwi	tbirds													
nfe	tbirds													
albehrman	tbirds													
wkc	tbirds													
<p>Read A Homesteader's Experience</p> <p></p> <p>Write about what you notice and wonder.</p>	<p>Sora</p> <p></p>	<p>Read Nez Perce and Their Technology</p> <p>What do you notice and wonder while you read this?</p>												

Math Choice Board

Math activities to do each day:

- Complete 20 minutes of iReady math. *Your child can access this through the Clever app on their Chromebook.
- Spend 20 minutes on Bridges Math at Home. Complete the selected set first. When your child completes a set they may move on to the next.
- Complete one of the additional activities from the choice board below.

<p><u>Fraction of a Whole Task Cards</u></p>  <p>The task cards show four circles representing fractions: a whole circle (1/1), a circle divided into two halves (1/2), a circle divided into four quarters (1/4), and a circle divided into eight eighths (1/8).</p>	<p><u>Bridges Math at Home</u></p>  <p>The logo shows a brown chalkboard with a purple surface. On the board is a math problem: $\begin{array}{r} 2 \\ + 3 \\ \hline \end{array}$ A red apple with a green leaf is positioned next to the bottom right of the chalkboard.</p>	<p><u>Bridges online math apps</u></p>  <p>The logo depicts a blue tablet with a white screen. On the screen, the numbers '123' are displayed in a large, bold, blue font.</p>
<p><u>iReady Math</u></p>  <p>The logo features a 3D cube with orange, green, and blue faces. Below the cube, the text 'i-Ready' is written in a bold, black, sans-serif font.</p> <p>Work for 20+ minutes</p>	<p><u>Prodigy</u></p>  <p>The logo shows a green, cartoonish monster with large eyes and a small mouth. Below the monster, the word 'prodigy' is written in a green, lowercase, sans-serif font.</p>	<p><u>Xtra Math</u></p>  <p>The logo consists of a large yellow 'X' on a grey background. Below the 'X', the word 'XtraMath' is written in a black, sans-serif font, with a small yellow 'X' icon preceding the word.</p>