















Please see updated resources located in <https://innovate.wcdsb.ca/apps/>












- ⇒ [WCDSB Framework for Learning 2021-2022](#)
- ⇒ [Professional Learning LE Course in D2L](#)
- ⇒ For Aspen Report Card instructions, videos, and FAQs please go to [Help Desk](#) → [Report Cards](#)
- ⇒ [Recommended Tools for Assessment](#)

⇒ [How to Access the Learning Commons Page in StaffNet for Passwords for Databases in EZ Find](#) (only required for initial use, please use single sign-on access through D2L Brightspace → Green Tools)

 Classroom	<p>Google Classroom</p> <p>Attention! Google Classroom access will end after the 2022-2023 school year. This will not impact other GSuite tools.</p> <ul style="list-style-type: none"> ⇒ WCDSB Getting Started with Google Classroom 2021-2022 Site ⇒ Recommended Tools for Assessment ⇒ Google Classroom Integrated Green Tools ⇒ Emoji Icons in Google Classroom ⇒ How to adjust notification settings in Google Classroom Video ⇒ Google Classroom Video Series ⇒ Classroom Help Center ⇒ Google Classroom ⇒ Classroom Community ⇒ Teacher Sign-in and Get Started ⇒ Demo Video ⇒ How to Copy A Class to Reuse ⇒ How to Reuse a Post ⇒ How to Submit an Assignment 	 Meet		<p>Microsoft Teams enabled for educators to use with students to facilitate synchronous sessions in adapted and remote learning models.</p> <p>⇒ Please See WCDSB Using Teams Guide (now located in D2L Professional LearningLE)</p> <p>Please also see WCDSB Guidelines for Communication During Remote Learning</p> <p>⇒ Desktop Client version only right now: WCDSB Quick Demo of Breakout Rooms in Teams (video)</p> <p>⇒ How to create a channel in Teams (written instructions)</p> <p>⇒ Go to guide for Teams owners (video)</p> <p>PLEASE SEE: ⇒ Teams Quick Tips Video Playlist</p> <p>For quick videos on the following and more:</p> <ul style="list-style-type: none"> -disabling and reenabling chat -sharing system audio -how to download the meeting attendance report -how to use live captions -removing an anonymous attendee -the new presenter view -the new breakout rooms -reducing background noise
	<p>Google Meet is embedded in Gmail, Calendar, and Google Classroom. Educators are advised to switch to Teams if they require a breakout room feature or the record feature beyond the 30 day temporary recordings that Meet will provide in the future.</p> <p>Getting Started:</p> <ul style="list-style-type: none"> ⇒ Student Instructions Guide (can post to your LMS) ⇒ WCDSB Meet Video Tutorial (Dec 2021, long version for new/beginner users) ⇒ Google Meet Host Controls Including Co-hosting (Dec 2021, short) ⇒ How to make a phone call from Google Meet ⇒ Best Practices for Google Meet Education Training Center ⇒ Google Meet Training Center Resources <p>GOOGLE CLASSROOM MEETS</p> <ul style="list-style-type: none"> ⇒ Launching Google Meet Built in to Google Classroom and Sharing Host Control (Dec 2021, short) <p>CALENDAR MEETS:</p> <p>Use with CAUTION as non-WCDSB members can request access. Where possible always use Google Classroom Generated Meets.</p> <ul style="list-style-type: none"> ⇒ WCDSB Meet Video Tutorial for Scheduling Small Group Work (Dec 2021, short) ⇒ Calendar Meets to Prevent Unauthorized Access (Dec 2021, short video) 			

			⇒ Regular Calendar Meets and Meet for Guest Speakers and Virtual Field Trips (the only way for out of domain accounts to join WCDSB generated scheduled Meets, Dec 2021 short)		
 Jamboard	⇒ *Updated April 2021 WCDSB Getting Started with Jamboard background information ⇒ * VERSION HISTORY NOW BUILT IN! ⇒ Youtube video support for Jamboard version history and more ⇒ Jamboard Help: Use a Jamboard within Google Meet	 Drive	⇒ Google Drive Basics for WCDSB (Slides) ⇒ When to Use Shared Drives vs My Drive ⇒ How to Share Folders & Documents ⇒ How to enable off-line use of Google Drive ⇒ How Do You Organize your Google Drive ⇒ Troubleshoot Google Drive problems ⇒ View/ Edit Office files in Google Docs ⇒ Getting Started with Shared Drives	 Forms	⇒ Getting Started with Google Forms ⇒ 20 Innovative Ways to use Google Forms ⇒ Getting Started with Quizzes ⇒ WCDSB Specific Support for Quiz Feedback
 Flipgrid	<p>*Note: Flipgrid is <u>not</u> part of GSuite for Edu. It is a Yellow tool with strict guidelines to follow. It may be used with Google or Microsoft Authentication. Only educators create accounts. Students join with Google Authentication to Topics shared by educators.</p> ⇒ DO NOT USE THE NEW GOOGLE CLASSROOM ROSTER FEATURE (video explanation linked here) ⇒ WCDSB Getting Started with Flipgrid (Updated Jan 2022) ⇒ UPDATED: Moderation and Feedback within Flipgrid (approx 4 Mins) ⇒ Data Hygiene: WCDSB End of Term Clean Up in Flipgrid ⇒ General Getting Started for Educators ⇒ Student Support ⇒ Flipgrid Training Options	 Docs	⇒ Add-ons for Google Docs & Sheets ⇒ 40 Ways to Use Google Apps in the Classroom ⇒ Teaching Writing with Google Docs	 Gmail	<p>The Gmail service is available to all WCDSB staff and students (elementary - internal to the Board only, secondary - internal & external). Please consult this link regarding guidelines, resources and responsibilities for using this service.</p> <p>Key Highlights:</p> <ul style="list-style-type: none"> Elementary students can only receive emails from within the WCDSB domains (@wcdsb.ca and @wcdsbcloud.ca email endings) Secondary students can receive emails from beyond the WCDSB domains to support academic communications related to co-op, SHSM, etc. WCDSB staff have two email accounts. Their Gmail account has the @wcdsbcloud.ca ending. If monitoring two accounts is a challenge, staff may elect to set up forwarding from one account to the other.
 Google Calendar	⇒ Calendar Overview ⇒ Interactive Calendar Tour ⇒ Google Calendar Video Tutorials	 Google Sheets	⇒ Get Started with Google Sheets ⇒ Check out New Google Sheets ⇒ Create a Table & Add Interactive Controls ⇒ Top 10 Google App Scripts for Education	 Slides	⇒ Slides Basics ⇒ Slides Learning Center ⇒ Slidesmania Templates for Educators by Educators ⇒ Slidescarnival Templates

	<p>⇒ Google for Education Educator Resource Library for Lessons and Resources *NEW June 2022 Note: not all Google resources are enabled in our WCDSB environment</p> <p>⇒ WCDSB GAFE Parent Letter</p> <p>⇒ Communication & Collaboration Applications</p> <p>⇒ Google Apps for Education - Common Questions</p> <p>⇒ Google Apps for Education Security & Privacy</p> <p>⇒ Google Apps Security & Privacy Benefits</p> <p>⇒ GSuite for Edu - Tech Toolkit for Families</p>		<p>⇒ WCDSB Chromebook Handbook</p> <p>⇒ How to Chromebook</p> <p>⇒ Chrome and Chromebook Accessibility Playlist</p> <p>⇒ Recording a Video on a Chromebook</p> <p>⇒ Taking a Photo with a Chromebook</p> <p>⇒ Taking a Screenshot on a Chromebook</p> <p>⇒ 30 Ways to use Chromebooks in Schools</p>		<p>⇒ Signing In & Signing Out of Chrome **</p> <p>⇒ WCDSB Signing in and out to change users technical guide</p> <p>⇒ Download Google Chrome (free)</p> <p>⇒ Take a Tour of Chrome Features</p> <p>All WCDSB students & staff have GSuite for Edu accounts.</p>
	<p>⇒ Using YouTube</p> <p>⇒ How To Upload Videos</p> <p>⇒ YouTube Education</p> <p>⇒ Youtube in the Classroom</p> <p>Note: By embedding a video in D2L, Slides or using sites like https://safeshare.tv/ or https://watchkin.com/ or http://www.viewpure.com/ (without logins) you can remove ads and comments from your students' viewing experience.</p>		<p>⇒ WCDSB Google Sites Information</p> <p>Students do not have the ability to create Google Sites; however, they can be added by an educator as an editor of a Google Site.</p> <p>⇒ Getting Started with Google Sites</p> <p>⇒ Teacher's Guide to Using Google Sites in the Classroom</p> <p>⇒ Using Google Sites for ePortfolios</p> <p>⇒ Use Google Sites to Create A Digital Learning Hub</p>		<p>⇒ Help Your Students Become Better Searchers</p> <p>⇒ Demystifying Google Search</p> <p>⇒ How to Search for Images with Usage Rights</p>
	<p>Mindomo</p> <p>⇒ How to use Mindomo</p>	 <p>Read & Write</p>	<p>⇒ Please see the Assistive Technology section within the Special Education area of Return to Learn (StaffNet) for all support documentation for ReadandWrite and Snapverter</p> <p>⇒ Info Sheet Google R&W for Snapverter</p> <p>⇒ Video Playlist https://bit.ly/3Dr6S3D</p>	 <p>We Video</p>	<p>⇒ WCDSB WeVideo Account Request and Setup Instructions</p>



Attribution-ShareAlike