


How to Download the Sora Reading App to Your Phone

****All CHS Students can access Sora on their computer via their Google Waffle**

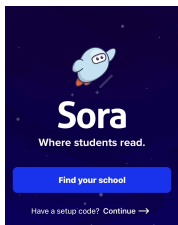
1. Go to your phone's App Store or Google Play



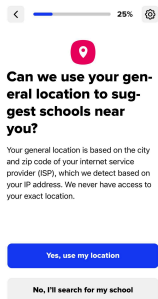
2. Search for the “Sora Overdrive” app and download



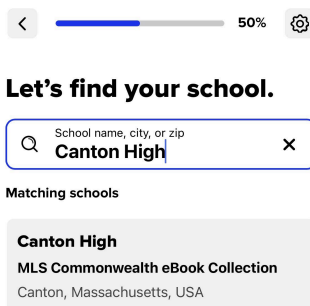
3. Select “Find your school”



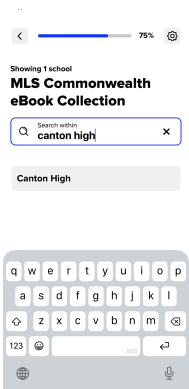
4. Select “No, I will search for my school.”



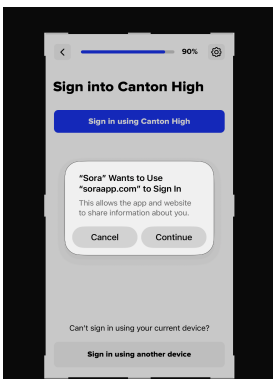
5. Type “Canton High” and select Canton, Massachusetts




6. Again, type “Canton High” and select and select **Canton High**



7. Select **Sign in using Canton High** and then **Continue**



8. Choose your **Canton Google Account** (if you have accessed your school account on your phone)



9. You are in the Sora App and can now access eBooks, audiobooks & magazines