



e-ISSN: 2462-1838

Available online at
<https://journal.uitm.edu.my/ojs/index.php/ABRIJ>

**Advances in
Business Research
International
Journal**

Advances in Business Research International Journal 1X(X) 202X, X.

Type the title of your paper, Capitalize first letter only (not all words), Please type: do not copy & paste

First Author^{a1}, Second Author^b

(Please do not type or edit anything here, our editors will do the work for you)

^aFirst affiliation, City and Country (Please do not type or edit anything here, our editors will do the work for you)

^bSecond affiliation, City and Country (Please do not type or edit anything here, our editors will do the work for you)

ARTICLE INFO

Article history:

Received xx xxxxx 20xx

Accepted xx xxxx 20xx

Published xx xxxx 20xx

Keywords:

keyword1

keyword2

keyword3

keyword4

DOI:

10.24191/abrij.vx0xx.xxxx

ABSTRACT

The abstract word count should not be more than 300 words. Please format your abstract using the 'Abstract' style in the styles gallery.

The **line numbers** on the left allow easier referencing and communication between the author and reviewers during double-blind peer review. Please **do not remove** the line numbers.

Please **do not edit or remove** any texts or objects highlighted in red color.

Please **read the content of this guideline entirely**. Failure to adhere to this guideline shall lead to manuscript rejection at the desk evaluation stage.

1. Insert your heading here (do not copy paste)

(10 pt) The paragraphs continue from here and are only separated by headings, subheadings, images and formulae. The section headings are arranged by numbers, bold and 10 pt. Here are further instructions for authors.

1.1 Structure

Files should be in MS Word format only and should be formatted for direct printing. Figures and tables should be embedded and not supplied separately. Please make sure that you use as much as possible normal fonts in your documents. Special fonts, such as fonts used in the Far East (Japanese, Chinese, Korean, etc.) may cause problems during processing. To avoid unnecessary errors you are strongly advised to use the 'spellchecker' function of MS Word. Follow this order when typing manuscripts: Title, Authors, Affiliations, Abstract, Keywords, Main text (including figures and tables), Acknowledgements,

^{1*} Corresponding author. E-mail address: donotypehere@email.com (Please do not type or edit anything here, our editors will do the work for you)
<https://doi.org/10.24191/abrij.vx0ix.xxxx>

References, Appendix. Collate acknowledgements in a separate section at the end of the article and do not include them on the title page, as a footnote to the title or otherwise.

Bulleted lists may be included and should look like this:

- First point
- Second point
- And so on

Ensure that you return to the 'Main Text' style, the style that you will mainly be using for large blocks of text, when you have completed your bulleted list.

Please do not alter the formatting and style layouts which have been set up in this template document. As indicated in the template, papers should be prepared in single column format. Do not number pages on the front, as page numbers will be added separately for the preprints and the Proceedings. Leave a line clear between paragraphs. All the required style templates are provided in this document with the appropriate name supplied. **Please refer to page 7 for complete guide on styles.**

1.2 Tables

All tables should be numbered with Arabic numerals. Headings should be placed above tables, left justified. Leave one line space between the heading and the table. Only horizontal lines should be used within a table, to distinguish the column headings from the body of the table, and immediately above and below the table. Tables must be embedded into the text and not supplied separately. Below is an example which authors may find useful.

Table 1. An example of a table (Font = 8; Click 'Caption A' on the Styles Gallery)

An example of a column heading	Column A (<i>t</i>)	Column B (<i>T</i>)
And an entry	1	2
And another entry	3	4
And another entry	5	6

1.3 Construction of references

References should be listed at the end of the paper, should be arranged first alphabetically and then further sorted chronologically if necessary. More than one reference from the same author(s) in the same year must be identified by the letters "a", "b", "c", etc., placed after the year of publication.

Some examples of how your references should be listed are given at the end of this template in the 'References' section which will allow you to assemble your reference list according to the correct format and font size.

1.4 Section headings

Section headings should be left justified, with the first letter capitalized and numbered consecutively, starting with the Introduction. Sub-section headings should be in capital and lower-case italic letters, numbered 1.1, 1.2, etc, and left justified, with second and subsequent lines indented. You may need to insert a page break to keep a heading with its text.

1.5 General guidelines for the preparation of your text

Avoid hyphenation at the end of a line. Symbols denoting vectors and matrices should be indicated in bold type. Scalar variable names should normally be expressed using italics. Weights and measures should be expressed in SI units. Please title your files in this order firstauthorname.docx.

1.6 Footnotes

Footnotes should be avoided if possible. Necessary footnotes should be denoted in the text by consecutive superscript letters. The footnotes should be typed single spaced, and in smaller type size (8pt), at the foot of the page in which they are mentioned, and separated from the main text by a short line extending at the foot of the column. The ‘footnote’ style is available in this template for the text of the footnote.

1.7 Referencing and citation style

The manuscript’s references and citations should be written using the APA 7th edition style. In terms of the in-text citation style, APA uses the author's last name and the year of publication, for example: (Field, 2005); (Field & Thomas; 2014). If there are three or more authors, cite only the surname of the first author followed by “et al.” and the year., for example: (Field et al., 2017). For direct quotations, include the page number as well, for example: (Field, 2005, p. 14).

The sample of references is available on page 5. Please refer to the following website for further details on APA 7th edition referencing style: <https://libraryguides.vu.edu.au/apa-referencing>

2. Author artwork

All figures should be numbered with Arabic numerals (1,2,...n). All photographs, schemas, graphs and diagrams are to be referred to as figures. Line drawings should be good quality scans or true electronic output. Low-quality scans are not acceptable. Figures must be both embedded into the text and all images should meet the minimum requirement of 500 x 500 pixels. Lettering and symbols should be clearly defined either in the caption or in a legend provided as part of the figure. Figures should be placed at the top or bottom of a page wherever possible, as close as possible to the first reference to them in the paper.

2.1 Diagrams

Diagrams can be in the form of framework, process flow, chart, or any visual aids that are meant to support the written text. Any diagrams built using Microsoft Word or Powerpoint’s Smart Art Graphic Tool needs to be embedded as editable or vector-based objects (instead of image objects). Diagrams attached using bitmap-based images (jpeg., png., and other formats) need to be in high resolution (at least 300 pixels per inch).

2.1.1 Texts embedded in diagrams

The font used for labels or indicators inside the diagram needs to be formatted as Times New Roman with font size set at 9. It must not be bold, italicized or underlined.

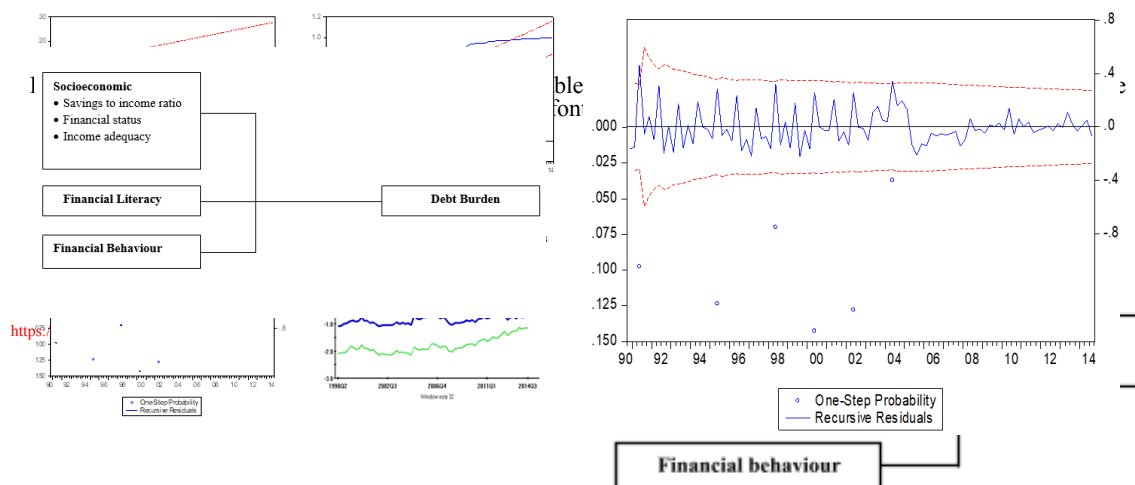


Figure 2. (left) this framework is a non-editable diagram, appears blurry and hence, is unacceptable; (right) this framework is built using Ms Word illustration tools, has higher resolution and is acceptable. (Font = 9; Click 'Caption B' on the Styles Gallery)

Please use the 'drawing canvas tool' in Ms Word before inserting any images or diagrams into the document. When constructing a conceptual/theoretical framework, please use editable or vector-based diagrams. Draw diagrams using Ms Word's Smart Art Graphic Tool (textboxes, labels, arrows, legends, etc.) rather than embedding non-editable image objects. Ensure that all the figures have a good resolution (minimum 300dpi) and are not fuzzy or blurry.

2.2 Captions

The figure number and caption should be typed below the illustration in 9pt and left justified. Artwork has no text along the side of it in the main body of the text. However, if two images fit next to each other, these may be placed next to each other to save space, see Fig 1. They must be numbered consecutively, all figures, and all tables respectively.

3. Equations and formulas

Equations and formulae should be typed and numbered consecutively with Arabic numerals in parentheses on the right hand side of the page (if referred to explicitly in the text). They should also be separated from the surrounding text by one space. If you chose to use the Equation Editor, please ensure that the manuscript is saved using .docx format (rather than .doc), and Compatibility Mode is turned off.

$$Rt = KEP = 93.02 (\pm 9.62) - 13.45 \quad (1)$$

Acknowledgements (this section is compulsory)

This section is compulsory. The following is an example of an acknowledgement statement:

The authors would like to acknowledge the support of Universiti Teknologi Mara (UiTM), Cawangan Negeri Sembilan, Kampus Kuala Pilah and Faculty of Applied Sciences, Universiti Teknologi MARA, Shah Alam, Selangor, Malaysia for providing the facilities and financial support on this research.

Conflict of interest statement (this section is compulsory)

This section is compulsory. The following is an example of a conflict-of-interest statement:

The authors agree that this research was conducted in the absence of any self-benefits, commercial or financial conflicts and declare the absence of conflicting interests with the funders.

References

Chapters in book

Mettam, G. R., & Adams, L. B. (1994). How to prepare an electronic version of your article. In B. S. Jones, & R. Z. Smith (Eds.), *Introduction to the electronic age* (pp. 281-304). E-Publishing Inc.

Book

Barras, R. (2002). *Scientists must write: A guide to better writing for scientists, engineers and students* (2nd ed.). Routledge.

Journal article

Gilgun, J. F. (2005). "Grab" and good science: Writing up the results of qualitative research. *Qualitative Health Research*, 15(2), 256-262. <https://doi.org/10.1177/1049732304268796>

Conference proceedings

Dusuki, A. W. & Dar, H. (2007). Stakeholder's perceptions of corporate social responsibility of Islamic banks: Evidence from Malaysian economy. In M. Iqbal, S. S. Ali & D. Muljawan (Eds.), *Proceedings of the 6th International Conference on Islamic Economics and Finance* (pp. 249-277). Jeddah, Saudi Arabia: Islamic Development Bank.

Note: Please refer to this website for more examples on APA (7th edition) referencing:
<https://libraryguides.vu.edu.au/apa-referencing>

An example appendix

Authors including an appendix section should do so after References section. Multiple appendices should all have headings in the style used above. They will automatically be ordered A, B, C etc.

A. Example of a heading within an appendix

A.I. Example of a sub-heading within an appendix

There is also the option to include a subheading within the Appendix if you wish.

About the Authors (this section is compulsory)

Please submit another separate file by naming it as “Author Information”. Avoid revealing the identity and information of the authors in the manuscript (that should be anonymous). Provide the following information in the separated file.

Author 1 (Full Name, without Titles/Designation), Please summarize the academic background and details of the author, and contact information (an e-mail address is compulsory for the corresponding author). Please also include your 12-digit Orcid ID (visit <http://orcid.org> to register). The authors’ biographical information will be displayed after the Reference List. Maximum number of words is 100.

Author 2 (Full Name, without Titles/Designation), Please summarize the academic background and details of the author, and contact information (an e-mail address is compulsory for the corresponding author). Please also include your 12-digit Orcid ID (visit <http://orcid.org> to register). The authors’ biographical information will be displayed after the Reference List. Maximum number of words is 100.

EXAMPLE:

Danial Rashid, PhD is Associate Professor in the Department of Management and Finance at the University of Malaysia (ORCID: <http://orcid.org/0000-0000-0000-0000>). His main research activity is in the area of organizational innovation and organizational learning. He has published widely on these subjects in publications such as the *International Journal of HRM*, *Journal of Business Research*, *International Journal of Information Management and Management Decision*. His can be reached through his email at danielrashid@university.edu.

Authors’ contributions (this section is compulsory)

This section is compulsory. Please submit this information in another separate file by naming it as “Author Information”. Each author contribution must be stated clearly reflecting each contribution to the body of the work and manuscript. There are fourteen types of author contributions. Some of these contributions (if not all) need to be specified and attributed to each of the author(s).

- Conceptualization
- Data collection
- Formal Analysis
- Funding acquisition
- Investigation
- Methodology
- Project administration
- Resources
- Software
- Supervision

- Validation
- Visualization
- Writing – original draft
- Writing – review & editing

For example:

Jaya Subramaniam carried out the research, wrote and revised the article. Rahmah Hassan conceptualised the central research idea and provided the theoretical framework. Both Rahmah Hassan and Chong Ju Lian designed the research, and supervised research progress. Rahmah Hassan anchored the review, revisions and approved the article submission.

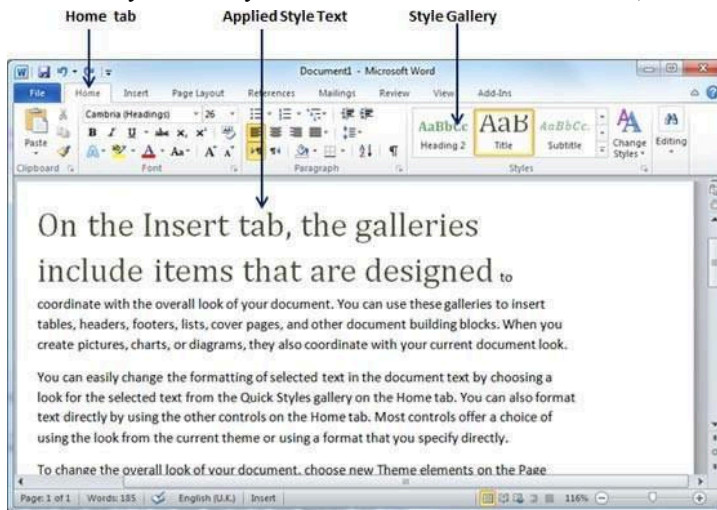


©2024 by the authors. Submitted for possible open access publication under the terms and conditions of the Creative Commons Attribution (CC BY) license (<http://creativecommons.org/licenses/by/4.0/>).

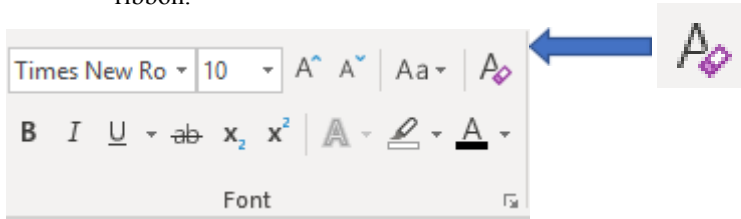
Note: Please include the above copyright disclaimer and logo in your manuscript.

Style Formatting: Special Instruction to Authors (Please read this)

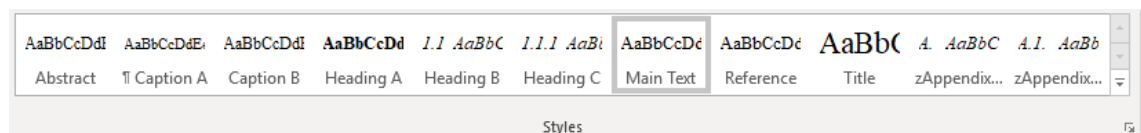
- Authors are required to edit the template using Microsoft Word 2010 onwards.
- Authors must use the 'Styles Gallery' to format the written contents of the article.
- The Styles Gallery is located within the Home Ribbon, in the Styles Pane.



- The 'Styles Gallery' appears as follows:
- Please utilize the Styles Gallery when formatting your article.
- Please avoid doing the following:
 - adjust the paragraph parameters
 - add numbering to headings
 - increase or decrease indentation
 - create new headings
- If the formatting appears to stray away from the requirements, select the affected paragraphs/headings, and click the "Clear Formatting" icon at the 'Font' section of the 'Home' ribbon.



- The formatting will be reset. Again, apply the intended formatting by clicking the specific style using the Styles Gallery.



Please refer to the table below to understand the target use of each of the specific style.

Style Name	Targeted Use
Title	Main title
Author	Authors' names <i>*corresponding author's details are located at the footnote section of the first page</i>
Affiliation	Author's institutional affiliation
Footnote	Corresponding author's e-mail address (use institutional e-mail address instead of free e-mail such as gmail, yahoo etc.)
Heading A	Main header with numbering (1,2,3...)
Heading B	Second level header (e.g. 1.1, 1.2, ...)
Heading C	Third level header (e.g. 2.2.1, 2.2.2, ...)
Main Text	The write-up of the article
Caption A	Caption for Table
Caption B	Caption for Figure
Reference	Bibliographic reference with indentation
zAppendix Heading 1	Appendix header with lettering (A, B, C ...)
zAppendix Heading 2	Appendix second-level header with alphanumeric coding (e.g. B1, B2, B3 ...)

- If you successfully adhere to this instruction, your article will be generated into a bookmarked PDF that is easy to be navigated by readers.



- This journal is a double-blind peer-reviewed open access journal that does not charge any publication fees. The journal is managed by volunteering academics of UiTM whose responsibilities include teaching, research, supervision, administration, and other academic obligations. Hence, your adherence to this guideline when submitting your manuscript is highly appreciated.

Prepared by:
 Muhammad Iskandar Hamzah, Ph.D.
 Universiti Teknologi MARA (UiTM), Malaysia
 February 2022