




# Franklin & formative

## Nov 8th Professional Development Follow-Up

- **Session Resources:**

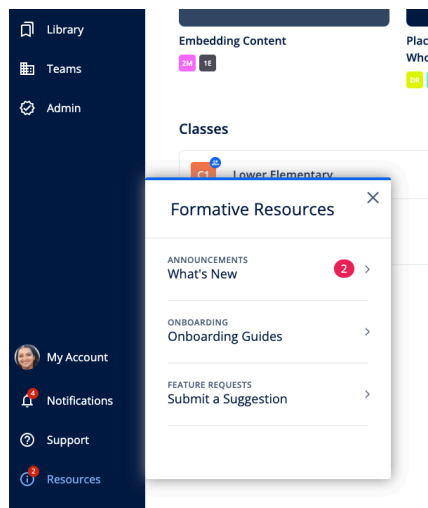
 <b>Intro to Formative</b>	 <b>Standards Tracking in Formative</b>	 <b>Missing EdPuzzle and PearDeck? Let Formative Help!</b>
<a href="#"><u>Deck with resources</u></a>	<a href="#"><u>Deck with Resources</u></a>	<a href="#"><u>Deck with Resources</u></a>

- **Resources that teachers asked for:**

- [Step by step enhancing a Video \(similar to Edpuzzle\)](#)
- [How to add a time limit extension accommodation.](#)
- [How to add a text-to-speech accommodation.](#)
- [Embedding tools into Formative.](#) (includes the link to the iframe generator)
- [How to set your standards preferences](#)
- [How to tag standards to your questions.](#)
- [Google Forms vs. Formative Feature comparison](#)

- [Google Form as a PDF so you can upload it into Formative and enhance it with questions.](#)
- [How to tag your classes to the correct org so you can see your data in your tracker clearly.](#)
- [How to disable your spell check in your browser -](#) so students don't see any red lines under incorrectly spelled words.
- [How to organize formatives into folders, set formative type, choose a naming convention and filter for that formative type in the data tracker.](#)
- Note: Admins who would like to view data that their teams collect should NOT be co-teachers on their teacher's classes. [Admins can view their team's data in the Team Tracker.](#)
  - [The co-teaching option is specifically for teachers who co-teach classes.](#)
- [How to pass grades back to Google Classroom](#)
- [Using Teacher Paced Mode.](#)
- [Understanding the Assign settings](#)
- [How to make and use Rubrics](#)
- [How to share out rubrics with colleagues and save rubrics as templates for later use](#)
- [Adjusting score thresholds \(to determine meets/masters, etc.\)](#)
- [Resource for ELL teachers and students](#)
  - ELL teachers may choose to change the language that their Formative account uses, in their settings ([see this article](#)). However, please note that our translation service does not translate question text. The questions/answer choices will need to be created/written in the language of their choosing. It **does** translate the instructions, navigation, and informative prompts on the app.

- For now, use other tools to translate:
  - #1. Using Google Translate in Chrome or Other Browsers.
  - #2. Use Google Docs for Document Translation.
  - #3. Use The Microsoft Word Tool Without Any Fee.
  - #4. Use Shortcuts on iOS to Have Document Translation.
  - #5. Use [Onlinedoctranslator.com](https://www.onlinedoctranslator.com) For Quick Document Translation.
- [Understanding the Student Dashboard.](#)
- PLEASE use the “Submit a Suggestion” button (see image below).



- Reach out to a DLI or use the Contact Formative Support button when you need to troubleshoot for technical difficulties. You'll find it at the bottom left hand corner of your Formative account, under Support. See image below:

- Library
- Teams
- Admin
  
- My Account
- Notifications
- Support
- Resources

overall

Katie R

Lower Elementary

Student 6

Search for articles

- Help Center
- Community Center
- Training Center
- Record a Bug
- Enable Translation Editor

or

Contact Formative Support