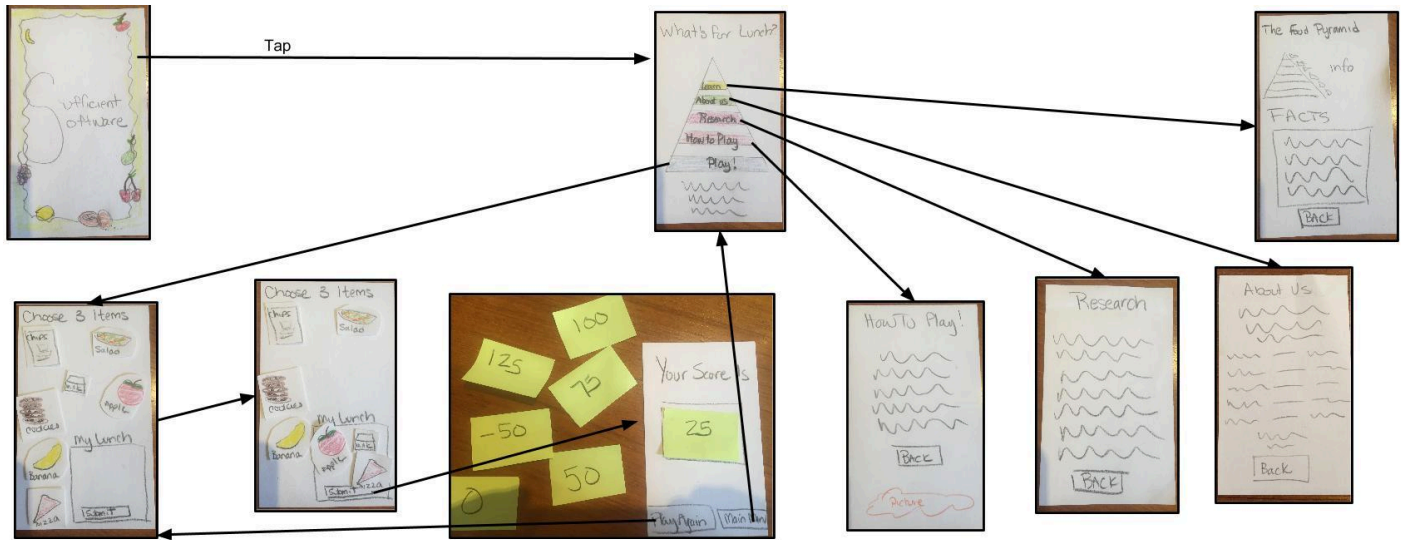


Activity Guide - Prototype Brainstorming



Example "What's for Lunch?" wireframe:














Suggested Screens:

Reminder: There must be at least one screen per student in the team.

App Type	Example	Suggested Screens
Decision Making	Can I recycle this?	<ul style="list-style-type: none"> • Home/about us • Questions / answers • Answer page
List Management	Homework reminder	<ul style="list-style-type: none"> • Home/about us • List of items • Add item • Remove item • See all items that have been done
Quiz	Spanish Helper	<ul style="list-style-type: none"> • Home/about us • Questions / answers (sequential) • Tracking results • Compare results with others
Crowdsourcing	Which recycling bins are full?	<ul style="list-style-type: none"> • List of locations • For each location you can do something - Reporting, checking in • Personal Summary page • Global summary page did everyone do

UI Elements:

The following is a table of the UI elements that will be available in App Lab. For each element, discuss with as a team what you think it does and how you might use it in your app. Write it down in the Intended Use column.

UI Element	Intended Use
 Button	
 Text Input	
 Label	
 Dropdown	
 Radio Button	
 Checkbox	
 Image	
 Canvas	
 Text Area	
 Chart	
 Slider	

