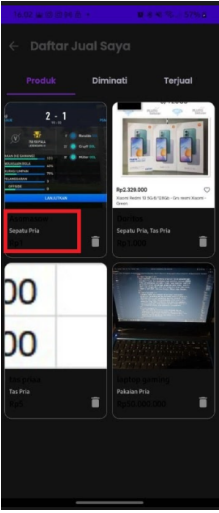


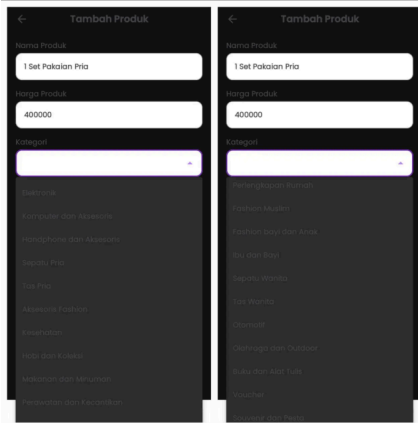
Bug Report - Mobile App Secondhand Binar Academy

Bug : 1

Date	27-07-2023
Title	[MOBILE][My Sell List Page] Invisible or Dark text on my sell list "products" page.
Desc	<p>I would like to report a bug in the Secondhand mobile app version 1.0.0 regarding invisible or dark text.</p> <p>When I use the app, I find that some of the text on the user interface (UI) is invisible or dark in color making it difficult to read. Text that should be light or contrasting with the background may appear very dark or not visible at all. This resulted in difficulties in reading the information displayed on the screen.</p> <p>Expected result: All text in the app's user interface must be clearly visible and have sufficient contrast against the background. Text that is important or contains critical information should be more prominent and easy to read.</p> <p>Actual Results: Some text in apps is invisible or dark in color making it difficult to read.</p> <p>Proposed Solution: To solve this problem, I recommend the following steps:</p> <ol style="list-style-type: none">1. Check contrast: Ensure that the text color has sufficient contrast with the background. If the background is dark, make sure the text color is light enough to be seen clearly.2. Use appropriate text color: Choose a text color that contrasts with the background. If the background is dark, then use a light, legible text color.3. Test on a variety of devices: Check the app on a variety of devices and screen sizes to make sure the problem is not limited to a specific device.4. Update the app: Make sure you are using the latest version of the app which may have fixed bugs or other issues. <p>Additional information:</p> <ul style="list-style-type: none">• Perangkat: Tested using Samsung Galaxy A22 LTE,• Operating System : Android 13• Repro Rate 100% <p>Please see attachment for details.</p>
Steps	<ol style="list-style-type: none">1. Open the Secondhand mobile application version 1.0.0 on your device.2. Navigate to the account page to log in using the account that has been registered3. Click the "Daftar Jual Saya" menu.4. Pay attention to the product section marked with a red mark in the "products" menu.


	5. Check the text in that section to verify if any of the text is missing or dark.
Attachment	<div></div> <p>[MOBILE][My Sell List Page] Invisible or Dark text on my sell list "produ..."</p>
Severity	Medium
Priority	Middle
Label	Mobile Bug Error
Reporter	Rival Muhammad Sayid
Assignee	-

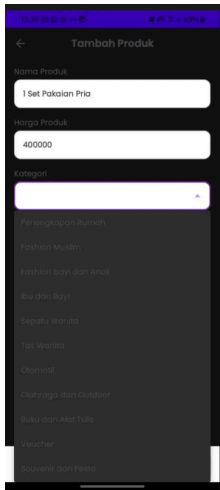
Bug : 2

Date	27-07-2023
Title	[MOBILE][Add Product Page] Users cannot find the category "Men's Fashion" because previous products have used that category.
Desc	<p>When a user is about to add a product on the "add product" page the user inputs all data forms but I found a bug in the category selection, the bug is that the user cannot select the same category that the category has already been used in other products that have been published.</p> <p>Expected Result: Users should be able to select the same category for many products even without the limitation of 1 product 1 category.</p> <p>Actual Results: Users can only select available categories that have never been used in any published products.</p> <p>Proposed Solution: To solve this problem, I recommend the following steps:</p> <ol style="list-style-type: none">1. Try adding products and selecting categories on different devices.2. Contact the developer to add validation for the selected category can be used in many products without limitations. <p>Additional information:</p> <ul style="list-style-type: none">• Perangkat: Tested using Samsung Galaxy A22 LTE,• Operating System : Android 13• Repro Rate 100% <p>Please see attachment for details.</p>
Steps	<ol style="list-style-type: none">1. Open the Secondhand mobile application version 1.0.0 on your device.2. Click the "+" button or add product menu3. Fill out all product data forms completely4. Pay attention to the category selection options
Attachment	<p>📎 [MOBILE][Add Product Page] Users cannot find the category Men's Fashion be...</p> 


Severity	Middle
Priority	Medium
Label	Mobile Bug Error
Reporter	Rival Muhammad Sayid
Assignee	-

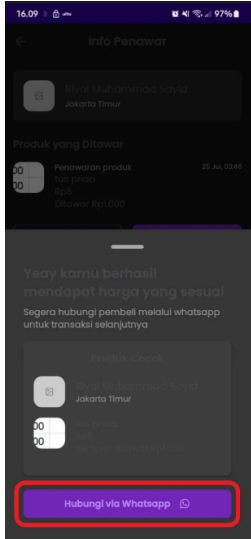
Bug : 3

Date	27-07-2023
Title	[MOBILE][Add Product Page] Users are having trouble selecting a category because the category text is too dark.
Desc	<p>When the user will add a product on the "add product" page the user experiences difficulties because when selecting the available categories for the product, the available category posts appear dark so the user has to increase the screen contrast to light so that the category options are visible.</p> <p>Expected Result: The user should be able to select a product category without having to increase the screen brightness contrast by creating a text design with a brighter color than the background.</p> <p>Actual Results: The user must increase the screen brightness to be able to see the product category clearly.</p> <p>Proposed Solution: To solve this problem, I recommend the following steps:</p> <ol style="list-style-type: none">1. Increase the screen brightness contrast to make the view clearer2. Test add product on another device3. Contact the developer to redesign the appearance with a brighter text color than the background. <p>Additional information:</p> <ul style="list-style-type: none">● Perangkat: Tested using Samsung Galaxy A22 LTE,● Operating System : Android 13● Repro Rate 100% <p>Please see attachment for details.</p>
Steps	<ol style="list-style-type: none">1. Open the Secondhand mobile application version 1.0.0 on your device.2. Click the "+" button or add product menu3. Fill out all product data forms completely4. Pay attention to the category selection options
Attachment	 [MOBILE][Add Product Page] Users are having trouble selecting a category be...

	
Severity	Middle
Priority	Medium
Label	Mobile Bug Error
Reporter	Rival Muhammad Sayid
Assignee	-

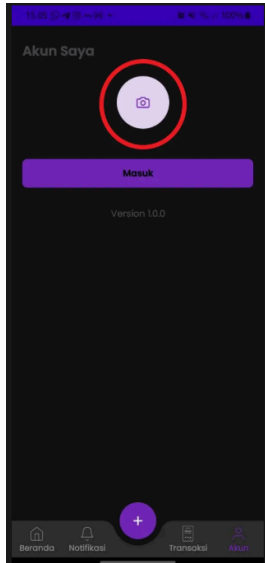
Bug : 4

Date	27-07-2023
Title	[MOBILE][Sales List Page] Sellers cannot contact buyers via the "Contact via Whatsapp" button.
Desc	<p>When the seller successfully receives a price quote from the buyer, the seller is directed to contact the buyer via WhatsApp. but the problem happened when i found a bug that the "contact via whatsapp" button is not responding.</p> <p>Expected Result: The "Contact via Whatsapp" button should be clickable, so that the seller can contact the buyer to continue the transaction.</p> <p>Actual Results: The "Contact via Whatsapp" button is unresponsive and does not react to any clicks from sellers. It seems to be disabled or not working.</p> <p>Proposed Solution:</p> <ol style="list-style-type: none">1. Test product offerings with different accounts and devices2. heck internet connection before clicking "contact via whatsapp" button3. Contact the developer if the problem is not resolved <p>Additional information:</p> <ul style="list-style-type: none">• Perangkat: Tested using Samsung Galaxy A22 LTE,• Operating System : Android 13• Repro Rate 100% <p>Please see attachment for details.</p>
Steps	<ol style="list-style-type: none">1. Open the Secondhand mobile application version 1.0.0 on your device.2. Navigate to the account menu.3. Click menu "My Sales List".4. Click menu "Interested".5. Click on the product offer "tas priaa"
Attachment	 [MOBILE][Sales List Page] can't contact seller via whatsapp.jpg

	
Severity	Middle
Priority	Medium
Label	Mobile Bug Error
Reporter	Rival Muhammad Sayid
Assignee	-

Bug : 5

Date	27-07-2023
Title	[MOBILE][Account Page] The "Add Photo" button on the account page is

	<p>unresponsive and not clickable by the user.</p>
Desc	<p>When I open the account page, I find a button to add a photo then I click it but no response occurs.</p> <p>Expected Result: The "Add Photo" button must be clickable, allowing users to upload or select photos to add to their account.</p> <p>Actual Results: The "Add Photos" button is unresponsive and doesn't react to any clicks from the user. It seems to be disabled or not working.</p> <p>Proposed Solution:</p> <p>Based on initial investigations, it's possible that the button's event handler isn't working properly or there may be an issue with the button's CSS styling, causing it to appear disabled. The development team should check the code associated with the "Add Photo" button and ensure that the necessary event listeners are set correctly and any CSS issues are addressed.</p> <p>Additional information:</p> <ul style="list-style-type: none"> • Perangkat: Tested using Samsung Galaxy A22 LTE, • Operating System : Android 13 • Repro Rate 100% <p>Please see attachment for details.</p>
Steps	<ol style="list-style-type: none"> 1. Open the Secondhand mobile application version 1.0.0 on your device. 2. Navigate to the account menu. 3. Look for the "Add Photo" button, which is located above the login button. 4. Try clicking the "Add Photo" button.
Attachment	<p>📎 [MOBILE][Account Page] The Add Photo button on the account page is unresp...</p> 


Severity	Middle
Priority	Low
Label	Mobile Bug Error
Reporter	Rival Muhammad Sayid
Assignee	-


Bug : 6

Date	29-07-2023
Title	[MOBILE][My Selling List] Notification of seller's bidding time does not match the current time when the buyer bids.
Desc	<p>I found a bug when a buyer made an offer on July 29, 2023 at 10:59. the buyer made a product offer, but on the buyer's and seller's pages they received information that the time did not match the time when the buyer made the offer. The accepted time is July 29, 2023 at 03:58.</p> <p>Expected Result: Sellers and buyers should receive valid offer information according to the date and time when the product offer was made.</p> <p>Actual Results: Sellers and buyers receive bid information that does not match the bidding time when the buyer makes a product offer.</p> <p>Proposed Solution: To solve this problem, I recommend the following steps:</p> <ol style="list-style-type: none"> 1. Server time synchronization: Make sure the server where the app is hosted has the correct time and is synchronized with the correct time zone. Inaccurate time differences on the server can cause notifications to show the wrong time.

	<p>2. Ensure current time notification: Make sure the app is actively showing the current time in notifications. This is achieved by ensuring that the notification time is updated each time a notification is sent or received.</p> <p>Additional information:</p> <ul style="list-style-type: none"> • Perangkat: Tested using Samsung Galaxy A22 LTE, • Operating System : Android 13 • Repro Rate 100% <p>Please see attachment for details.</p>
Steps	<ol style="list-style-type: none"> 1. Open the Secondhand mobile app version 1.0.0 on your device. 2. Click the "account" menu 3. Enter the registered email and password 4. Click the "sign in" button 5. Click the search field and enter the keyword "Mouse Gaming" 6. Click on the product "Mouse gaming" 7. Click the button "I'm interested and want to negotiate" 8. Enter the bid price 9. Click "send" 10. Click the "Notifications" menu
Attachment	<p> [MOBILE][My Selling List] Notification of seller's bidding time does not match th...</p>
Severity	Middle
Priority	Medium
Label	Mobile Bug Error
Reporter	Rival Muhammad Sayid
Assignee	-

Bug : 7

Date	29-07-2023
Title	[MOBILE][Add Product] Seller is experiencing page redirection when adding product.
Desc	<p>I found a bug when the seller adds a product on the "Add product" page after the seller completes all the product data and is about to publish the product, the page uploads the product for a very long time and the page suddenly switches so that it exits the add product page and switches to the home page then the option appears to upload the product.</p> <p>Expected Result: Sellers should be able to add products without problems when publishing their selling products.</p> <p>Actual Results: Sellers experience their own page redirects while publishing products for sale so sellers are redirected to the home page and then asked to upload product photos again.</p> <p>Proposed Solution: To solve this problem, I recommend the following steps:</p> <ol style="list-style-type: none">1. Update App: Make sure your app is updated to the latest version. Sometimes, crash issues can be resolved with software updates that include bug fixes and stability.2. Clear App Cache: Try deleting the app cache from your device. Cache accumulated from previous use can cause performance issues and cause crashes.3. Reboot Device: Restart your device. This simple restore can help with temporary issues that may be caused by temporary problems in the system.4. Check Internet Connection: Make sure your device is connected to a stable internet network. Poor or interrupted connections can cause problems accessing pages or switching to other pages. <p>Additional information:</p> <ul style="list-style-type: none">● Perangkat: Tested using Samsung Galaxy A22 LTE,● Operating System : Android 13● Repro Rate 45% <p>Please see attachment for details.</p>
Steps	<ol style="list-style-type: none">1. Open the Secondhand mobile app version 1.0.0 on your device.2. Click the "add product" button3. Fill in all product data correctly such as: product name, product price, category, location, product description and image.4. Click publish
Attachment	 [MOBILE][Add Product] Seller is experiencing page redirection when adding pr...

	
Severity	Middle
Priority	Low
Label	Mobile Bug Error
Reporter	Rival Muhammad Sayid
Assignee	-